




Inner West Council
Annual Report 2022/23

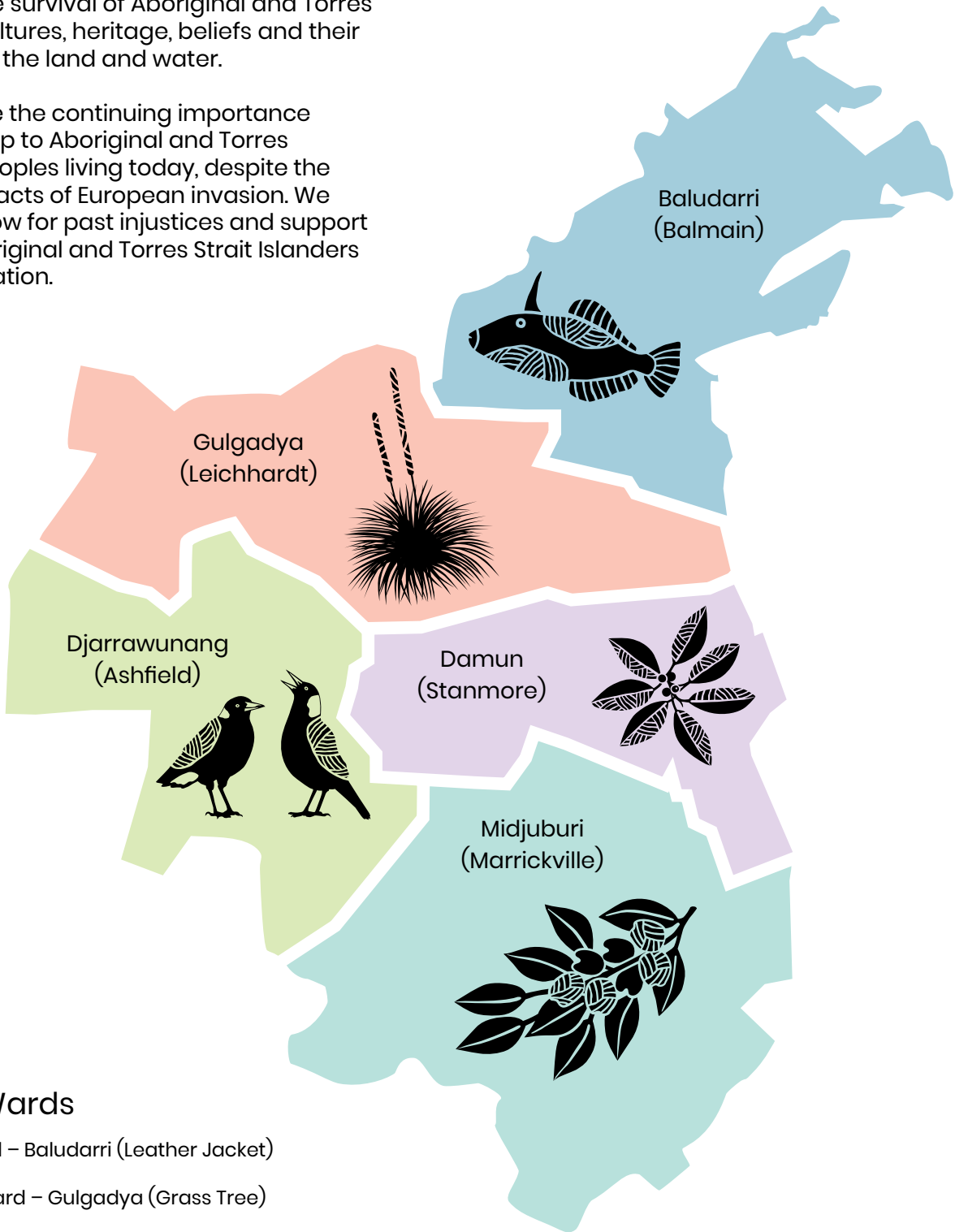




Acknowledgement of Country

Council acknowledges the Gadigal and Wangal peoples of the Eora Nation, who are the traditional custodians of the lands in which the Inner West Local Government Area is situated. We celebrate the survival of Aboriginal and Torres Strait Islander cultures, heritage, beliefs and their relationship with the land and water.

We acknowledge the continuing importance of this relationship to Aboriginal and Torres Strait Islander peoples living today, despite the devastating impacts of European invasion. We express our sorrow for past injustices and support the rights of Aboriginal and Torres Strait Islanders to self-determination.



Inner West Wards

- Balmain Ward – Baludarri (Leather Jacket)
- Leichhardt Ward – Gulgadya (Grass Tree)
- Ashfield Ward – Djarrawunang (Magpie)
- Stanmore Ward – Damun (Port Jackson Fig)
- Marrickville Ward – Midjuburi (Lillypilly)

Council Ward Artwork (above): Mumbulla Creative
Opposite page: Designer - Rhonda Sampson
Cover image: Michael Frommer

Alternative formats

This document contains important information about the annual performance of Inner West Council.

If you would like information supplied in another language or format, please contact us Monday to Friday, 9am-4pm via these free community services.

Free interpreter via TIS National: 13 14 50

Voice Relay: 1300 555 727

TTY: 133 677

SMS Relay: 0423 677 767

Community Languages

Talk free with an interpreter call 131 450

Chinese Simplified	我们说普通话。如需免费传译服务，请致电131 450，然后请传译员致电 02 9392 5000 接通 Inner West 市政府。
Traditional Chinese	我們能說您的語言。如需免費傳譯服務，請致電131 450，然後請傳譯員致電 02 9392 5000 接通 Inner West 市政府。
Greek	Μιλάμε τη γλώσσα σας. Για να μιλήσετε δωρεάν σε διερμηνέα καλέστε το 131 450. Ζητήστε τους να καλέσουν το Δήμο Inner West Council στο 02 9392 5000.
Italian	Parliamo la vostra lingua. Per parlare gratuitamente con un interprete chiamate il numero 131 450. Chiedetegli di chiamare il Comune di Inner West al numero 02 9392 5000.
Vietnamese	Chúng tôi nói ngôn ngữ của quý vị. Muốn nói chuyện có thông dịch viên miễn phí, hãy gọi số 131 450. Yêu cầu họ gọi cho Hội đồng Thành phố Inner West qua số 02 9392 5000.

Contact us

innerwest.nsw.gov.au

Phone: 02 9392 5000 | Email: council@innerwest.nsw.gov.au

Facebook: [/innerwestcouncil](https://www.facebook.com/innerwestcouncil) | Twitter: [/IWCouncil](https://twitter.com/IWCouncil) | Instagram: [@innerwestcouncil](https://www.instagram.com/innerwestcouncil)

Request a service

innerwest.nsw.gov.au/Request

Have your say

YourSay.innerwest.nsw.gov.au

Development Applications

innerwest.nsw.gov.au/RecentDAs

Council Meetings

innerwest.nsw.gov.au/Meetings

Waste and recycling

innerwest.nsw.gov.au/Waste

Libraries 9392 5588

innerwest.nsw.gov.au/Libraries

library@innerwest.nsw.gov.au

Monday – Sunday: Ashfield, Balmain, Leichhardt and Marrickville

Monday – Saturday: Dulwich Hill, Stanmore, Haberfield and St Peters/ Sydenham

Aquatics

innerwest.nsw.gov.au/Aquatics

Annette Kellerman Aquatic Centre
Marrickville

Ashfield Aquatic Centre
Dawn Fraser Baths, Balmain

Fanny Durack Aquatic Centre
Petersham

Leichhardt Park Aquatic Centre

Water Play Park

Illawarra Road, Marrickville South

Contents

Welcome to the Annual Report	6	Our Community	58
Our community vision.....	8	Community and Stakeholder Engagement	59
Our Inner West 2036 – plan on a page.....	9	Events Program.....	65
Integrated Planning and Reporting.....	10	Volunteering and Citizen of the Year	69
Our Purpose and Values.....	11	Awards.....	73
Inner West Overview	13	Community Survey Results	74
Our Place and People	13	Our Organisation	76
Inner West community profile.....	14	Structure.....	77
Inner West snapshot.....	16	Leadership Team	77
The Year in Review	17	Our Executive	78
Mayor’s Message.....	18	Workforce profile.....	80
General Manager’s Message.....	19	Culture, Leadership and Strategy	83
Delivery and Operational Plan Performance.....	20	Council’s services.....	88
Summary of Achievements, Challenges and Year Ahead.....	22	Our Performance – Delivery Program and Operational Plan Highlights	92
Annual Scorecard	25	Strategic Direction 1 – An ecologically sustainable Inner West	93
Capital Works and Major Projects.....	28	Strategic Direction 2 – Unique, Liveable, Networked Neighbourhoods.....	97
Financial performance summary	32	Strategic Direction 3 – Creative Communities and a Strong Economy	101
Financial performance ratios.....	38	Strategic Direction 4 – Caring, Happy, Healthy Communities.....	105
How we spent your rates and other income.....	40	Strategic Direction 5 – Progressive local leadership.....	112
2022/23 Budget and actual	42	Statutory Reporting Information	117
Our Governance	44	Glossary	173
Overview	45	Financial Report (Audited Statements)	175
Inner West Wards	47		
Councillors.....	47		
Statutory and Standing Committees	51		
Administrative Governance – key initiatives.....	54		

Welcome to the Annual Report





Tawfik Elgazzar

Inner West Council is proud to present the annual report for the financial year 1 July 2022 – 30 June 2023.

The report outlines our financial and operational performance against the strategic directions, priorities and annual budget set out in Council's Delivery Program and Operational Plan.

It highlights our overall performance including achievements and challenges experienced during the 2022/23 year.

The annual report is one of the key accountability mechanisms between Council and the community and has been prepared in accordance with section 428 of the Local Government Act and Office of Local Government's guidelines.

It also informs Council's employees about how they have contributed to achieving the community's vision for the Inner West.

How to read this report

The report is divided into nine sections:

- **Welcome to the Annual Report** – vision, strategic direction, purpose and values
- **Inner West Overview** – our location, place, people and key statistics
- **The Year in Review** – summary of performance and main activities
- **Governance** – elected Council, committees and risk management
- **Community** – engagement with stakeholders on projects, volunteer support, media and communications
- **Organisation** – Council's structure, leadership, workforce profile and safety performance
- **Performance** – detailed performance results by our five strategic directions
- **Statutory Reporting Information** – additional information required by the Local Government Act
- **Financial Report** – audited financial statements

Our community vision

We are Inner West, land of the Gadigal and Wangal peoples, whose rich cultures, heritage and history we acknowledge and respect. We are defined by our diversity of people, places and ideas. We are an inclusive, vibrant, caring and progressive community where everyone is welcome, people and nature live in harmony, and creativity is a way of life.

The Community Strategic Plan outlines the hopes and aspirations of the Inner West community for the future. It guides the Delivery Program and Operational Plan.

The Delivery Program and Operational Plan contain Council's four year and one year actions to implement the Community Strategic Plan. This Annual Report measures progress against these plans.



Our Inner West 2036 – plan on a page

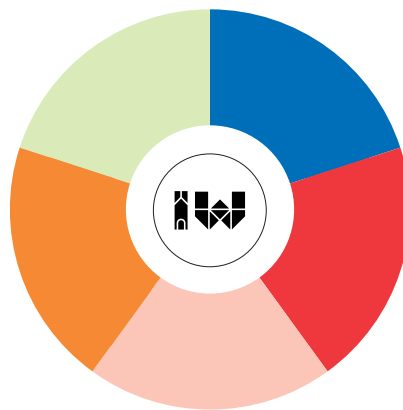
1. An ecologically sustainable Inner West.

Outcomes

- 1.1: The Inner West Community is recognised for its leadership in sustainability and tackling climate change.
- 1.2: An increasing and resilient network of green corridors provide habitat for plants and animals
- 1.3: Waterways are healthy and the community is water-sensitive, treating water as a precious resource
- 1.4 Air quality is good and air pollution is managed effectively
- 1.5 Inner West is zero emissions, climate adapted and resilient to the changing climate
- 1.6 Inner West is a zero waste community with an active share economy

The Inner West community wants to achieve five Strategic Directions by the year 2036. The Community Strategic Plan *Our Inner West 2036*, sets out the outcomes that describe success, and the strategies for how we will get there.

This high level plan, part of the Integrated Planning and Reporting Framework, guides all Council's work.



2. Liveable, connected neighbourhoods and transport

Outcomes

- 2.1: Development is designed for sustainability, net zero and improves health and wellbeing of the community
- 2.2: The unique character and heritage of neighbourhoods is retained and enhanced
- 2.3: Public spaces are welcoming, accessible, clean and safe
- 2.4: People have a roof over their head and a safe, secure place to call home
- 2.5: Public transport is reliable, accessible, connected and interconnected
- 2.6: People walk, cycle and move around the Inner West with ease

3. Creative communities and a strong economy

Outcomes

- 3.1: Creativity and culture are valued and celebrated
- 3.2: Inner West remains the engine room of creative industries and services
- 3.3: The local economy is thriving
- 3.4: Employment is diverse and accessible

4. Healthy, resilient and caring communities

Outcomes

- 4.1: The Inner West community is welcoming and connected
- 4.2: Aboriginal and Torres Strait Islander Peoples and culture flourish and enrich the Inner West
- 4.3: People have opportunities to participate, and develop their health and wellbeing
- 4.4: People have access to the services and facilities they need at all stages of life and abilities

5. Progressive, responsive and effective civic leadership

Outcomes

- 5.1: Council is responsive and service-focused
- 5.2: Council makes responsible decisions to manage finite resources in the best interest of current and future communities
- 5.3: People are well informed and actively engaged in local decision making and problem solving
- 5.4: Partnerships and collaboration are valued and enhance community leadership creating positive change

Integrated Planning and Reporting

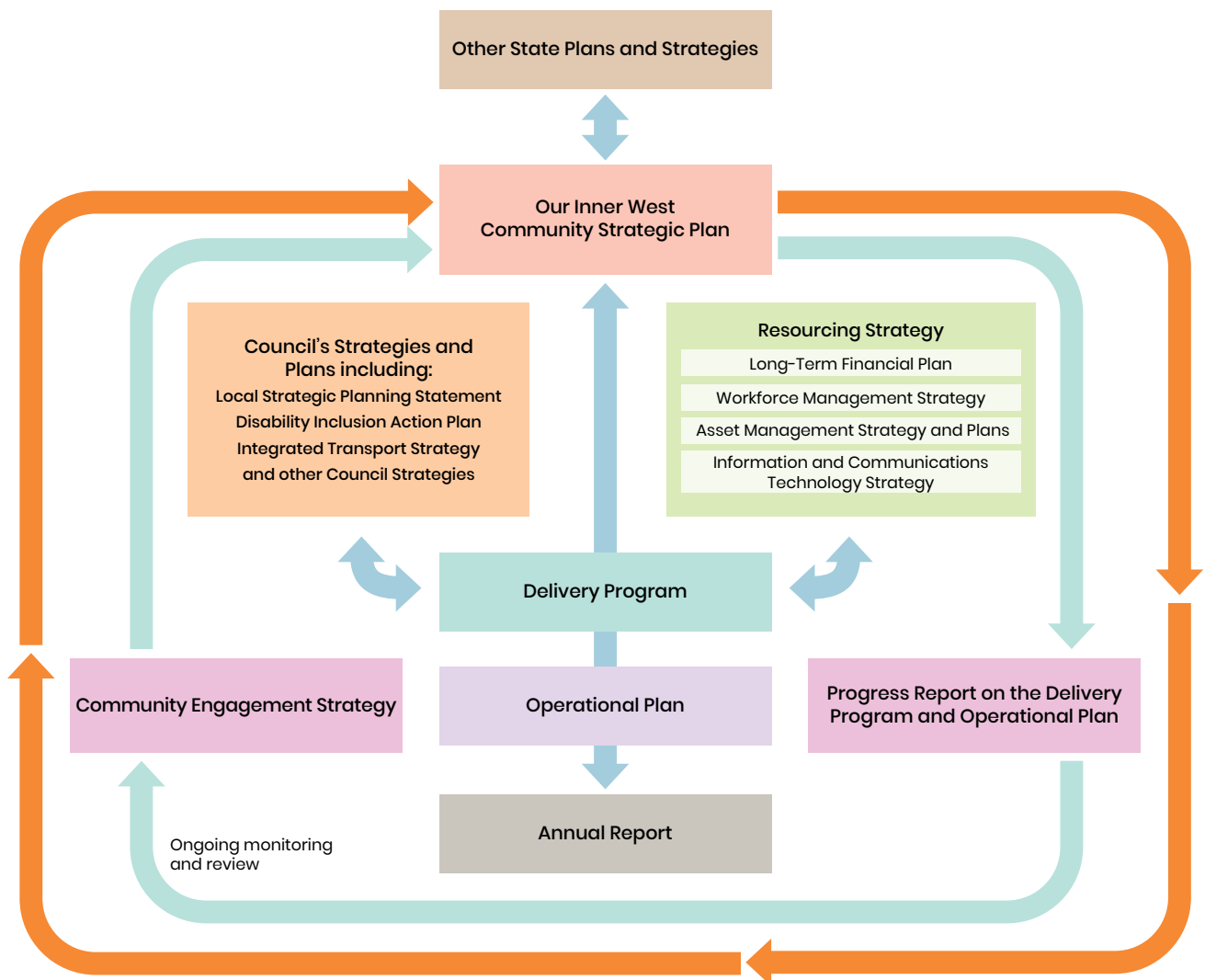
Under the NSW Local Government Act, all Councils plan and report to their communities through the Integrated Planning and Reporting Framework.

The Framework includes:

- **Community Strategic Plan** – sets out the community’s vision for at least 10 years into the future and how to get there
- **Delivery Program** – four-year plan that sets out the activities that each elected Council commits to deliver in its term to achieve the vision
- **Operational Plan** – annual plan and budget with detailed actions

- **Resourcing Strategy** – the Long-Term Financial Plan, Workforce Management Plan and Asset Management Strategy that guides the money, people, and equipment needed to deliver the community’s vision
- **Community Engagement Strategy** – guides community involvement in Council’s planning and delivery of services and infrastructure

Council reports regularly on progress against these plans, including through this Annual Report. See the Performance section for more information.



Our Purpose and Values

Our purpose and values drive the culture of the organisation and our interactions with Inner West communities.

Our purpose

We are here to be of service to our local community and make the Inner West a great place to be.



Our values



Integrity

We are responsive, accountable and will follow through for each other and the community

We are transparent and open about the reasons for our decisions and actions

We create a safe and trusting environment by walking our talk

We are fair and ethical in everything we do

We do what we say we are going to do



Respect

We treat everyone equitably and fairly

We embrace diversity

We acknowledge and value the needs of everyone

We actively seek to listen and understand each other's point of view

We value our environment and always consider our impact

We value feedback from our community and will respond in a timely manner

We actively engage with and deliver for our community



Innovation

We foster creativity and the open exchange of ideas

We value and seek out new ways of doing things and explore opportunities

We pursue excellence in everything we do

We honour what we have while seeking to improve

We adapt and change creatively

We adapt our services for future generations



Compassion

We treat each other with care and keep each other safe

We approach each other and our community with empathy and ask how we can help

We acknowledge our differences and empower each other to succeed

We care about each other and our community's concerns

We nurture relationships and cultivate inclusiveness and unity

We proactively listen to, respond to and support each other



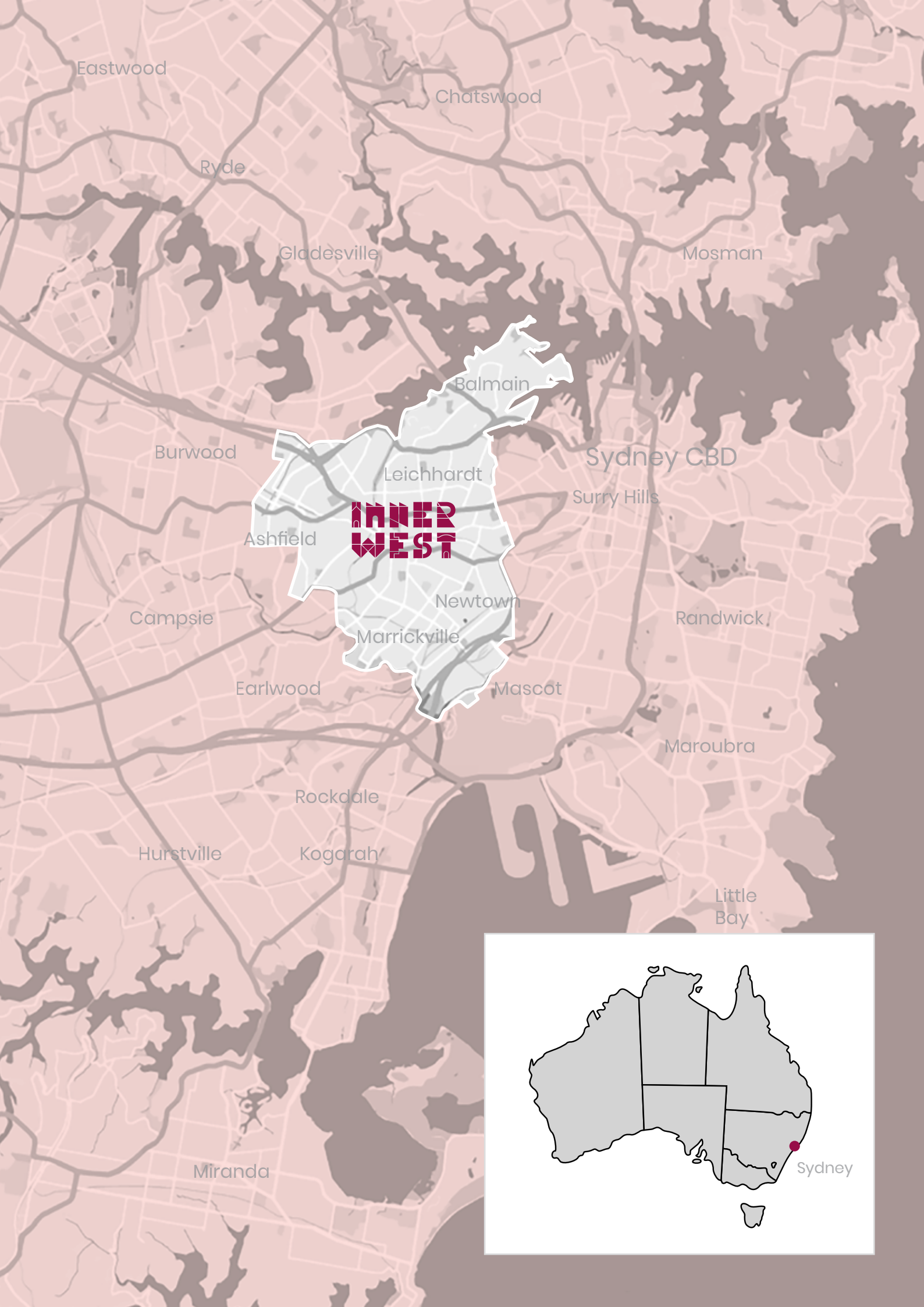
Collaboration

We evolve by working together and learning from each other

We grow by sharing our time and ideas

We celebrate each other's achievements

We work together to achieve our common purpose



Eastwood

Chatswood

Ryde

Gladesville

Mosman

Balmain

Burwood

Sydney CBD

Leichhardt

Surry Hills

**INNER
WEST**

Ashfield

Newtown

Campsie

Randwick

Marrickville

Earlwood

Mascot

Maroubra

Rockdale

Hurstville

Kogarah

Little Bay

Miranda



Inner West Overview

Inner West Council local government area (LGA) has an estimated resident population of nearly 190,000 people and spans 36km² from the banks of the Parramatta River at Birchgrove in the north east, to the Cooks River at Dulwich Hill in the south west. The Gadigal and Wangal Peoples of the Eora Nation are the traditional custodians of the Inner West LGA.

It is a unique area with a special beauty that comes from natural and built environments, and a rich cultural heritage. The people of the Inner West take great pride in their community and have a strong Inner West identity.

Inner West Council was formed in 2016 by the NSW Government which amalgamated Ashfield, Leichhardt and Marrickville Councils.

Today, the Inner West LGA includes the suburbs of Annandale, Ashfield, Balmain (including Balmain East), Birchgrove, Dulwich Hill, Enmore, Haberfield, Leichhardt, Lewisham, Lilyfield, Marrickville, Petersham, Rozelle, Stanmore, St Peters, Summer Hill, Sydenham, Tempe and parts of Ashbury, Camperdown, Croydon, Croydon Park, Hurlstone Park and Newtown.

Our Place and People

Inner West Council LGA is located on the western edge of the CBD and framed by the Parramatta and Cooks rivers, it's a place of culturally diverse, progressive inner city communities and neighbourhoods. People value and respect each other's languages, abilities, sexual orientations, traditions and lifestyles. Bound by a strong sense of social justice, everyone is welcome and can participate in local life. There is a strong sense of belonging.

The Inner West neighbourhoods have unique character and heritage, reflecting the waves of migrants that helped shape the neighbourhoods they called home. The density of housing and population gives Inner West its distinct vibrancy. Liveability is high, and it's easy to get

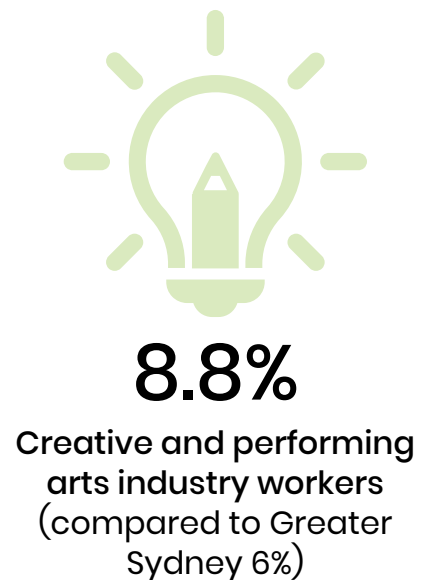
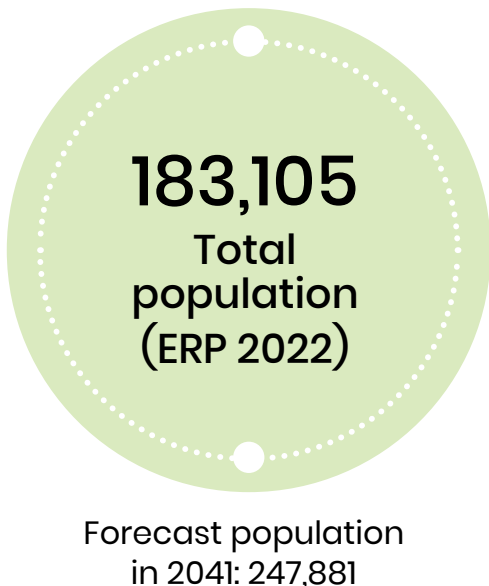

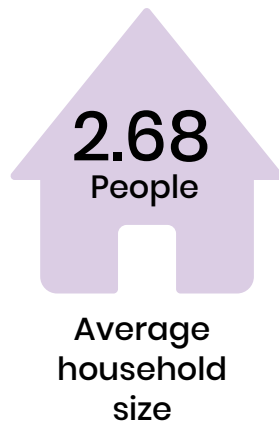
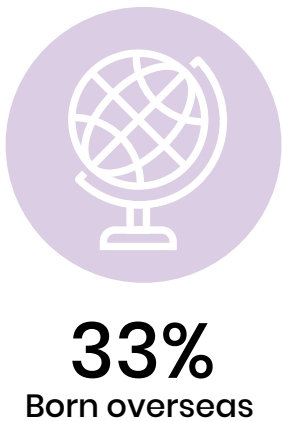
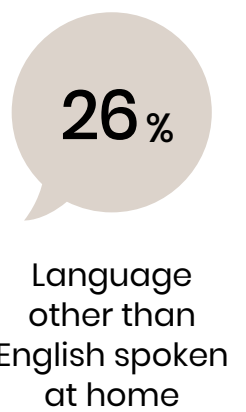
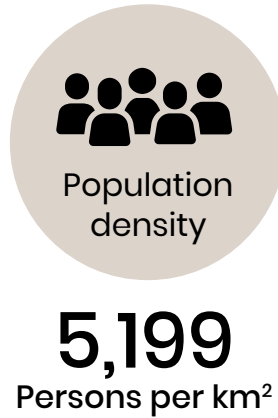


to and around through multiple options of active and public transport. Parks and open spaces provide relief from the urban environment and are ideal for active and quiet recreation. Busy urban centres and main streets are lively, accessible, and offer a range of quality shopping and places to gather. The street life connects the community and welcomes Sydneysiders and visitors who come to experience Inner West's uniqueness. The night-time economy is thriving.

As a hub of independent arts and strong artistic communities, Inner West is an incubator for new ideas, innovation and emerging technologies. It is a magnet for artists, writers, musicians, designers, film makers and knowledge workers seeking an inspiring atmosphere and space to live, work, visit and play in.

Existing bushland is home to native plants and species, including three threatened species – the Powerful Owl, Grey-headed Flying-fox and Eastern Bentwing-bat, one endangered population – the Long-nosed Bandicoot and the endangered Coastal Saltmarsh community. New biodiversity and active transport corridors such as the GreenWay, the Cooks River foreshore and the Bay Run link green infrastructure networks across Inner West. These provide ecological, economic, social and health benefits to the community. The area has a community of volunteers committing thousands of hours of time to biodiversity programs.

Inner West community profile

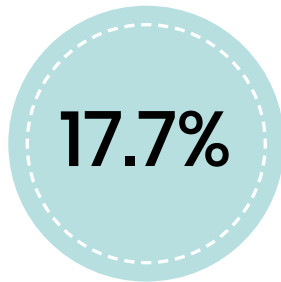




Volunteers

14.8%
compared to
11.6% in Greater
Sydney

Disability



of the Australian
population have disability

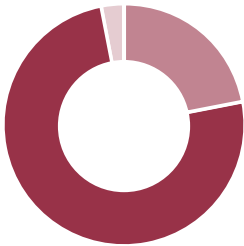
(Source: 2018 ABS Survey of
Disability, Ageing and Carers.)



48.2%
Tertiary
educated



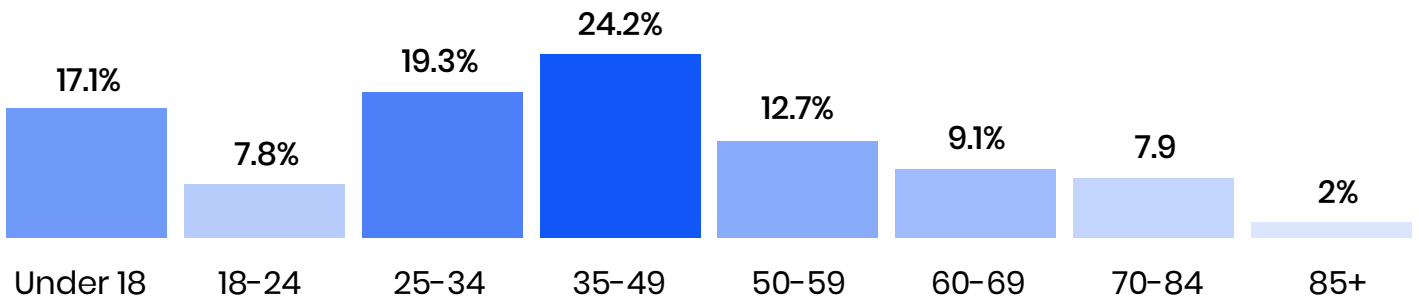
Inner West has over
20,000
local businesses
providing over
76,000
local jobs



Employment location:

- Work and live in the Inner West 22%
- Work outside the Inner West 75% (41.1% in City of Sydney)
- No fixed place of work 3%

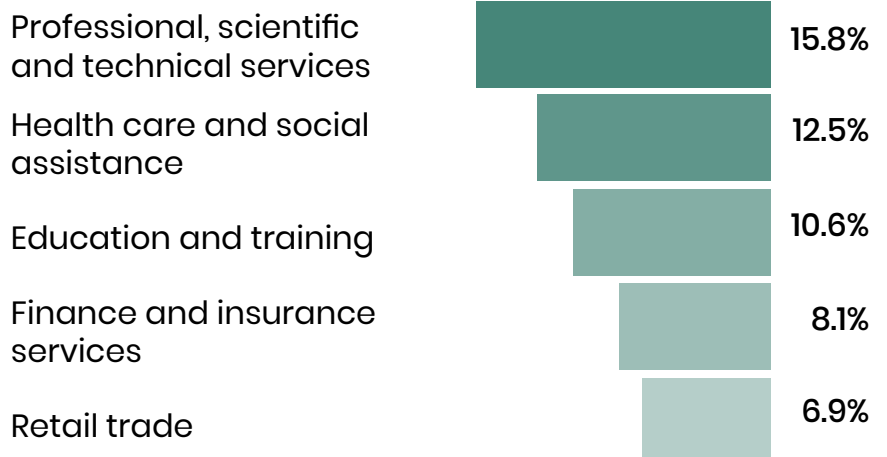
Age groups:



Top languages other than English spoken:

Mandarin	3.3%
Greek	2.7%
Italian	2.2%
Vietnamese	2%
Cantonese	1.9%
Spanish	1.5%
Arabic	1.2%
Nepali	1.1%
Portuguese	1.1%
Filipino/Tagalog	0.8%

Top industries



Inner West snapshot

 8 Libraries	 6 Community centres (two Council-run and four Council-supported)
 5 Aquatic centres	 2 Community plant nurseries
 12 Early learning centres and 1 preschool	 2 Community recycling centres
279 Parks and open spaces 	 865km Footpaths
 27 Sporting grounds	 466km Roads (regional 41km, local 357km, laneways 68km)
 1 Water play park	180km Stormwater conduits 
 3 Service centres	305 Building assets 

The Year in Review



Mayor's Message

In 2023, Inner West Council has been focused on getting things done for our community. We've delivered better infrastructure, new parks and vibrant culture and arts events.

We opened the brand new Leichhardt Park Skate Park, which is already being used by thousands of children and young people.

Our once-in-a-generation Greenway Project which will link the Cooks River to Iron Cove in a continuous 5km corridor of green spaces has seen the completion of the much-anticipated Bay Run portion. The new section includes Lilyfield Bridge which offers a new playground, lighting and upgrades for cyclists and runners.

We have delivered \$45M in major capital works program seeing 6 of our playgrounds upgraded, 3,200 metres of footpath laid and works that support 36 different sporting codes for a healthier, happier community.

We opened the new, purpose-built home for the Newtown Neighbourhood Centre in Darley St Newtown following a renovation of over \$1M by Council.

We've completed the new Leichhardt Oval Masterplan and submitted it to the State and Federal Governments, to save this famous community institution.

We've won approval from State agencies for the new Callan Park Tidal Baths, creating a new swimming spot for locals and visitors on the Bay Run.

We've massively increased face-to-face customer service with weekly street stalls and a new outreach team that attend train stations, shopping centres and popular areas to offer service and assistance.

Our innovative Active Inner West offers residents over 350 different aquatic, sport and recreational activities across the LGA. We brought together over 100 sporting clubs, 29 sporting grounds and 2 recreation centres across 31 different sports to support our community's health and wellbeing.

We led the way with our support of the Uluru Statement From the Heart. By March 2023, we had trained over 1000 volunteers driving over 10,000 conversations across workplaces, schools, clubs and local volunteering organisations. Our community delivered a strong Yes vote in the recent referendum.

We embraced our proud queer community and renamed the public square in front of Newtown Town Hall as Pride Square in time for our successful extension of the Sydney World Pride festival and commissioned the iconic Pride Beacon art installation, creating a permanent and inclusive space that recognises our LGBTQ+ community. We led the country by taking on FIFA and creating free public screenings throughout the area for all the Matilda's games and cheered our teams on in our parks and reserves.

We launched the Inner West Film Festival and showcased local up and coming film-makers and the famous Marrickville Music Festival celebrated local musicians and performers. We expanded our highly successful Perfect Match mural program where we have beautified over 160 local walls by matching residents and artists to create stunning artworks for everyone to enjoy.

All this is possible because of responsible fiscal management that has made the Inner West one of the financially strongest councils in the State.

We'll keep driving this program of reforms and improvements to make sure that the people of the Inner West have a Council as good as the people we serve.

A handwritten signature in blue ink that reads "Darcy Byrne". The signature is fluid and cursive, written in a professional but personal style.

Darcy Byrne,
Inner West Mayor



General Manager's Message

I am delighted to present the 22/23 Annual Report.

This year has seen us on the second year of our cultural journey and it's clear that we value our people and respect our community, and this is starting to show great results.

Like most good organisations, we are values led and we have an overarching purpose:

We are here to be of service to our local community and make the Inner West a great place to be.

Our purpose permeates through everything we do, starting with enhancing the customer experience and having quality interactions with the community.

We're seeing the best relationships I've ever experienced between the elected Councillors and Council staff in my 20 years of being a senior executive and this is translating into a number of significant wins both within the organisation and for the community we serve.

We've made great progress across key areas within Council and for the community with our people and culture leadership, improving customer service, delivering environmental leadership and cementing strong financial outcomes for today and the future.

We have made significant improvement to the quality of our customer service and accessibility to the community. The number of our face-to-face customer service stalls in highly visible locations have increased and our senior executives continue to meet with the community at our Local Matters Forums every month.

We have delivered on our real estate investment strategy by purchasing commercial properties in Liverpool and Warrawong that now deliver an operational return to Council of \$4.7M which assures Council's long term financial sustainability.

Our Leadership Team adopted our service review framework that will follow the Australian Centre of Excellence for Local Government Service Delivery Process and will be aligned with the Australian Business

Excellence Framework as we continue our search for ways of delivering services in a cost-effective manner.

We continue to be a leader in environmental sustainability with our efforts in achieving net zero emissions being recognised as a winner in the Local Government Excellence in the Environment Awards.

Our five aquatic centres attract over 2M visitors per year and we provide some of the leading aquatic industry facilities in Australia and achieved the Royal Life Saving NSW 5 Star Water Safety Partners rating under their Aquatic Facility Safety Assessment.

As one of the largest providers of early learning in Local Government catering for over 1600 children per week, we are committed to quality of care for the next generation. We achieved a 93% parent satisfaction rating across all our Early learning Centres and our Globe Wilkins Pre School attained an Exceeding rating across all elements of the Australian Quality Education Standards.

The great strides that Inner West Council has made throughout our cultural journey was recognised with Inner West Council being awarded best Council in the Sydney Metropolitan area, winning the AR Bluett Memorial Award for 22/23 which is the pinnacle of Local Government in NSW. This award recognises the most progressive Council in the State and acknowledges the efforts made in serving the community and continuous improvement.

None of this would have been achieved without the commitment to serving our community shown by our Councillors and our wonderful staff and I thank them for their efforts throughout the year and look forward to being even better in 2024.

Peter Gainsford
General Manager, Inner West Council

Delivery Program and Operational Plan Performance Summary

Council's Operational Plan 2022/23 contained 174 actions ordered by the five strategic directions of the *Community Strategic Plan Our Inner West 2036*.

90% of actions completed or on track

Overview of Actions

- Strategic Direction 1: An ecologically sustainable Inner West - 17.8% (31) actions
- Strategic Direction 2: Unique, liveable, networked neighbourhoods - 15.5% (27) actions
- Strategic Direction 3: Creative communities and a strong economy - 15.5% (27) of actions
- Strategic Direction 4: Caring, happy healthy communities - 27.6% (48) of actions
- Strategic Direction 5: Progressive local leadership - 23.6% (41) of actions

Performance summary

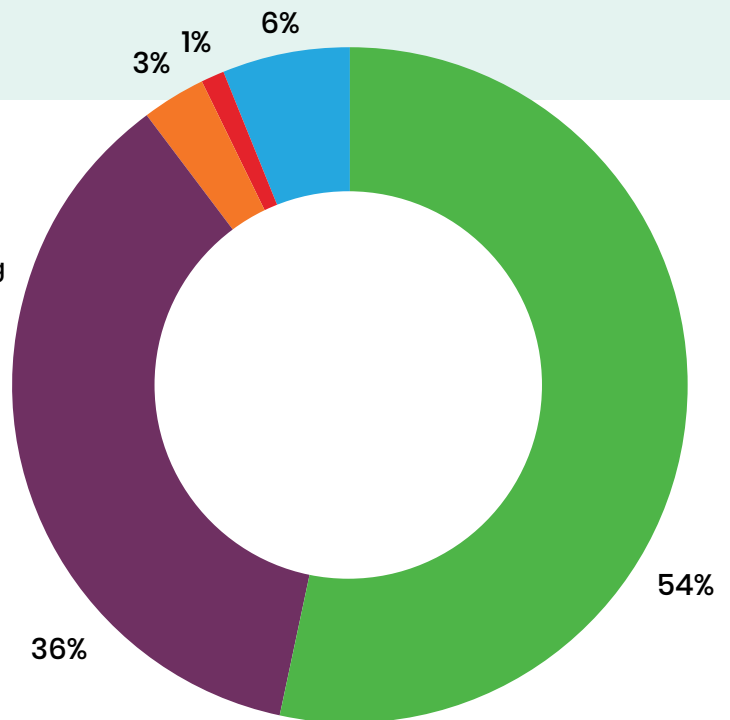
The graph below highlights Council's progress in achieving its Operational Plan 2022/23 actions during the year. Actions are discussed in detail in the Performance section of this report.

In summary, as of 30 June 2023:


- 90% of actions are on track or completed
- 10% of actions are behind schedule, on hold or rescheduled

Status breakdown


- On track 93 (54%)
- Completed 63 (36%)
- Behind schedule 5 (3%)
- On hold 2 (1%)
- Rescheduled 11 (6%)





Status of Actions





Results by Strategic Direction (as at 30 June 2023)

 Strategic Direction 1: An ecologically sustainable Inner West	Actual (numbers)	% Total
On Track	12	38.5%
Completed	12	38.5%
Behind Schedule	3	10%
On Hold	0	0%
Rescheduled	4	13%
Total	31	100%

 Strategic Direction 4: Healthy, resilient and caring communities	Actual (numbers)	% Total
On Track	21	51%
Completed	16	39%
Behind Schedule	0	0%
On Hold	2	5%
Rescheduled	2	5%
Total	41	100%

 Strategic Direction 2: Liveable, connected neighbourhoods and transport	Actual (numbers)	% Total
On Track	17	63%
Completed	7	26%
Behind Schedule	1	4%
On Hold	0	0%
Rescheduled	2	7%
Total	27	100%

 Strategic Direction 5: Progressive, responsive and effective civic leadership	Actual (numbers)	% Total
On Track	30	63%
Completed	14	29%
Behind Schedule	1	2%
On Hold	0	0%
Rescheduled	3	6%
Total	48	100%

 Strategic Direction 3: Creative communities and a strong economy	Actual (numbers)	% Total
On Track	13	48%
Completed	14	52%
Behind Schedule	0	0%
On Hold	0	0%
Rescheduled	0	0%
Total	27	100%

Summary of Achievements, Challenges and Year Ahead

This section summarises Our Performance across the five strategic directions established in Our Inner West 2036.



Further details together with performance data are found at page 92

CSP Strategic Direction 1. An ecologically sustainable Inner West



Achievements

- Adopted Fleet Transition Plan
- First Council to be carbon neutral and divested from fossil fuels
- FOGO roll-out preparations
- Community Recycling Centre Rap Video
- Love Your Home Ground Litter Reduction
- Footprints Ecofestival in September 2022
- Inner West Sustainability Hub opened in June 2023

Challenges

- Achieving net zero emissions by 2050 in the Inner West and reducing the carbon footprint
- Community take-up to reduce food and organics waste to landfill via FOGO implementation
- Identifying the next major waste streams to help our community remove from landfill (red lid) bin
- Continuing to source electric vehicles to rapidly transition Council's fleet
- Continuing community support and volunteers in Green Living programs
- Community and other levels of government support for electric vehicle charging facilities and related infrastructure in the area

Year Ahead

Council's next steps are to continue reducing carbon emissions and meet the new challenges of:

- Sourcing renewables for the community
- Encouraging energy efficiency to reduce demand
- Identifying acceptable offset options for intractable emissions
- Innovating Council planning controls to encourage low carbon development
- Eliminating waste to land fill and the use of gas.
- Incorporating low embodied carbon materials (wood, low carbon concrete) in Council projects
- Developing a new Climate Adaptation Strategy
- Implement the Food Organics and Garden Organics (FOGO) service to all households
- Inner West Sustainability Hub education, circular economy and recycling offerings
- Prepare the Urban Forest Policy and Strategy
- Progress design, funding and delivery of the Callan Park swim site

CSP Strategic Direction 2. Liveable, connected neighbourhoods and transport



Achievements

- Bicycle Strategy and Action Plan adopted in June 2023
- Development Contributions Plan adopted in March 2023
- Mainstreet Quick Wins underway
- Greenway elements being constructed
- Footpath Renewal Program
- Parramatta Road Revitalisation
- Pothole repair times improved by 60%
- Council's electric vehicle fleet is growing

Challenges

- Delivering new housing and future State Government increases in housing targets
- Delivering on affordable housing particularly for low income households and key workers
- Infrastructure to support expanding a safe cycling network, together with multiple uses and range of mobility devices in the Inner West

Year Ahead

Major projects planned for 2023/24 include:

- Develop public domain master plans for Rozelle, King Street/ Enmore Road, Marrickville and Dulwich Hill
- Deliver the next stage of the GreenWay
- Develop a Blue Green Grid Strategy
- Deliver the Main Streets Strategy
- Plan for a Technology precinct in Camperdown
- A staged approach to implement the Parramatta Road Corridor Urban Transformation Strategy
- Deliver the Pedestrian Access and Mobility Plan

CSP Strategic Direction 3. Creative communities and a strong economy



Achievements

- Covid Arts Summit Recovery initiatives being implemented
- First Inner West Film Festival in March 2023
- Evolving and expanding Perfect Match Program
- Young Creatives was shortlisted at the NSW Local Government Awards in 2022 and won the RH Dougherty Award at the NSW Local Government Week Awards
- Marrickville Music Festival in November 2022
- Edge Inner West delivery
- Enmore Road Special Entertainment Precinct pilot program undertaken in September – November 2022
- Economic development summit held in early 2023

Challenges

- Balance needed in the Inner West between stimulating local night life and continuing to protect local neighbourhood liveability and noise levels
- Supporting and driving local economic and employment
- Engaging small businesses and the creative sector in creating and activating town centres and more inviting public spaces

Year Ahead

Major projects planned for 2023/24 include:

- Support creative spaces activation
- Expand the annual Young Creatives Award Program
- Finalise Enmore Road Special Entertainment Precinct and review additional areas for implementation
- Deliver events program
- Expand Perfect Match public artworks
- Prepare the Economic Development Strategic Plan

CSP Strategic Direction 4.

Healthy, resilient and caring communities

CSP Strategic Direction 5.

Progressive, responsive and effective civic leadership**Achievements**

- Pride Inner West Program undertaken in February/ March 2023
- Pride Square's name was finalized in early 2023
- First Council to raise the Disability Pride Flag
- Access Assist Festivals
- Youth Week Local Government Award
- Supporting the Uluru Statement From The Heart and The Referendum
- Reconciliation Action Plan adopted in September 2022
- Survivors Memorial design collaboration
- Community Barbeque at Petersham Park in February 2023
- Library community hubs, collections developed and programs continue to be well supported by the community
- Callan Tidal pool designs approved
- Leichhardt Oval Masterplan supported with community input during 2022/23
- Henson Park, King George Park and Darrell Jackson Gardens upgraded
- Various playgrounds upgraded with new footpaths and LED lighting
- Tempe Reserve improved and safer
- Newtown Neighbourhood Centre refurbished
- Draft Recreation Strategy for community exhibition
- Achieved a 92.8% Parent Satisfaction rating across all early learning centres and an 'exceeding' rating for Globe Preschool
- Active Inner West portal launched during the year
- Created first dementia-friendly park in NSW at Lewis Herman Reserve in Ashfield

Challenges

- Continuing to respond to the evolving social, recreational and health needs of the community
- Continuing to have sufficient reserves and capital to upgrade recreation facilities and parks to meet diverse community needs

Year Ahead

Council has planned several initiatives for the 2023/24 year, including:

- Upgrading Leichhardt Park Aquatic Centre
- Develop the Anti-Racism Strategy
- Establish a Pride Centre in Newtown Town Hall
- Develop Children and Youth, and Community Wellbeing Strategies
- Prepare plans of management for Jarvie Park, Camperdown Memorial Rest Park, Wicks Park and Richard Murden Reserve

Achievements

- Improved customer experience through a new service charter, customer service writing program and new customer request management program
- Continuing efforts towards financial sustainability
- Stronger governance framework developed
- Leadership initiatives forum in November 2022
- Strategic framework workshops delivered
- Service review framework developed
- Authentic leader program continued in 2023
- Rewards recognition in late 2022
- Gender equity strategy
- New safety program Vault launched
- InnerVate program launched

Challenges

- Continuing to improve customer experience and related processes across the organisation to respond to the community's ongoing and evolving needs
- Focusing on identifying opportunities to deliver additional revenue to ensure we achieve financial surpluses in the coming years whilst continue to deliver high quality services and facilities to meet the future needs of our community












The Year Ahead














During the next year, the following initiatives will be delivered:








- Develop and implement a Customer Experience Strategy
- Establish the business improvement program and reporting framework
- Develop an Information and Communications Technology Strategy
- Develop a Digital Experience Platform (DXP) to streamline customer interactions with Council
- Implementation of a service review program
- Develop a new Council insurance framework
- Deliver weekly customer service stalls
- Hold monthly Local Matters Forums
- Hold a Citizen's Jury

Annual Scorecard

The scorecard contains a selection of performance indicators for key services provided by Council over the last four years.

Indicator	2019/20	2020/21	2021/22	2022/23
 Solar capacity on Council Buildings (kW)	368	724	788	800
 Aquatic Centres visits	1,249,504	1,949,000	1,274,000	1,336,250
 Library members	104,203	104,056	90,819	84,304
 Library visits	1,200,000	837,199	167,481	1,062,143
 Items borrowed from Libraries	982,139	900,909	231,479	1,054,043
 Libraries e-resources loans/uses	103,818	135,904	121,000	112,448
 Libraries public PC computer bookings	95,859	73,499	37,778	93,981
 Libraries public Wi-Fi log-ins	547,801	102,713	1,406,988	3,433,264
 Long day care utilisation	73%	90%	87%	87%
 Percentage of bulky household items picked up by Council reused, recycled or recovered	34%	76%	75%	76%
 Kilograms of total waste stream to landfill per resident	185.50	132.37	90.77	195.6

Indicator	2019/20	2020/21	2021/22	2022/23
 Kilograms of green waste (garden organics) recovered from the waste stream per resident	35.43	36.60	35.95 [^]	35.60 [^]
 Percentage of food and garden organic matter in red-lid bins	39%	39%	39%	39%
 Council's operational electricity from renewable sources	25%	25%	25%	100%
 Bushcare volunteers	1,028	835	542	705
 Plants supplied from community native plant nurseries	15,090	20,624	14,921	7,700
 Calls Answered by Contact Centres	139,337	148,208	135,195	120,094
 Customer Service satisfaction - Voice of Customer (out of 5)	4.2	4.2	4.2	4.3
 Customer contact issue resolved at first point of contact	85%	85%	90%	91%
 Customer transactions that are online	37%	48%	52%	54%
 Inner West Council website page views	5,734,909	6,745,641	6,082,624	6,986,412
 Inner West Council social media followers (Facebook, Instagram, Twitter)	34,757	47,555	54,041	59,245
 Your Say Inner West visits	104,900	94,300	61,700	104,392
 Your Say Inner West engagement projects	53	71	53	72

Indicator	2019/20	2020/21	2021/22	2022/23
 Development applications	1449	1538	1448	1441
 Median development applications Processing – (days)	90.7	79	95	97
 Community grants provided	\$366k	\$639k*	\$620k*	\$458k
 Investments in fossil fuels	0%	0%	0‡	0%
 'Perfect Match' artwork sites	18	20	17	44
 Business support workshops	20	18	35	19
 Spending on Enforcement for Companion Animals Act and Regulation	\$43k	\$73k	\$56k	\$144k
 Average days to complete pot hole requests	11	10	12.14	7.3
 Parking requests actioned within 3 hours	-	45%	49%	70%

^ From 2021/22, includes food organics from apartments.

* Excludes COVID-19 grants

‡ In 2019, Inner West became the first council in NSW to be 100% divested from fossil fuels.

Capital Works and Major Projects

Council undertakes numerous capital works projects annually to introduce new and improved services to the community while maintaining and renewing infrastructure assets.

In 2022/23, \$111.3m was spent on capital works for the benefit of the Inner West community.

Major parks projects

- Council annually renews and upgrades footpaths to enhance safety, accessibility, and greenery in selected locations. In total, \$4.5m had been budgeted for this work, and \$2.1m was spent in 2022/23
- Council completed several park lighting upgrade projects. These include the Camperdown Memorial Rest Park lighting upgrade project with a \$50,000 investment as part of Sydney WorldPride2023. The pedestrian lighting upgrade at Tempe Reserve and Elliot Park were also completed to the value of \$1.1m and \$0.3m respectively
- The King George Park upgrade project was successfully completed, costing \$3.7m
- Lewis Herman Reserve in Ashfield, a new recreation space and the first dementia-friendly park in NSW was delivered
- Darrell Jackson Reserve was upgraded with \$1.2m invested in new equipment, softfall surfaces, shade sails, cricket pitch and resurfaced tennis courts and skate park
- Council spent \$1.6m to construct the Leichhardt Skate Park, a family-friendly facility with all-weather shelters and lighting, conveniently located within Leichhardt Park



Significant public domain improvements

- Council conducts an annual program to renew both local and regional roads within the Local Government Area. This program ensures that all the roads are safe and in good condition. For the 2022/23 Local and Regional Road Program, \$5.6m was spent on these renewals over the course of the year
- Council spent \$1.8m for the 2022/23 Stormwater Renewal and Upgrade Program to renew and enhance existing stormwater infrastructure
- The 2022/23 Traffic Facilities Program was successfully delivered to improve road safety and traffic movement
- Both the male and female facilities at Leichhardt Oval underwent significant upgrades as part of the Leichhardt Oval Upgrade project, with an investment of \$1.2m. New public toilets have also been installed



Leichhardt Skate Park



Robyn Webster indoor sporting facility



Inner West Sustainability Hub



Lilyfield Road Bridge

at Camperdown Memorial Rest Park, costing \$0.7m. The new amenities will comprise both accessible and general-use facilities which are part of Council's Parksafe program, developed in collaboration with local police, Newtown Neighbourhood Centre, and other community representatives

- Throughout the year, several cycleway projects were completed, including Marrickville Road East, Longport Street to Petersham Station, PRUAIP-Cycleway, the Bedwin Bridge Cycleway, and the Livingstone Road Cycle Path. Council invested \$0.4m to ensure the completion of the Livingstone Road Cycle Path project this year
- The \$1.1m Inner West Sustainability Hub was opened, housing the Bower and the Green Living Centre
- The Bioretention Pond System was constructed in 2023 at the Addison Road Community Centre, with

a Council investment of \$0.2m, significantly enhancing stormwater quality and improving local amenity

- \$37,000 was committed to solar and energy efficiency projects across Council Early Learning, community and operational buildings with photovoltaic (PV) solar installations and LED lighting upgrades
- Council has allocated \$0.8m for the refurbishment of the Robyn Webster indoor sporting facility. Out of this budget, \$0.4m was spent to improve ventilation and integration with external courts, address roof leaks and damaged flooring, enhance accessibility, and upgrade facilities for women in sports this year

Significant building projects

- Council is investing \$3.3m to establish a Pride Centre at Newtown Town Hall. Works include new roof and facade remediation and upgrade of access, air-conditioning, audio visual, data, electrical, fire, and security. In 2023 the plaza adjoining the town hall was renamed Pride Square and an iconic installation completed for Sydney WorldPride 2023 including the Pride Beacon.
- Council delivered a sustainable purpose-built facility for Newtown Neighbourhood Centre at 1-13 Darley Street Newtown.
- Council commenced the planning phase of the Balmain Town Hall upgrade. This project aims to enhance the ground-floor library, meeting room

areas, first-floor town hall, and amenities to align with contemporary design standards. The budget for this project is \$5.57m

- Council invested \$1.9m to undertake staged upgrades of Marrickville and St Peters Town Halls. In 2020, new lifts and other internal refurbishment were completed. The next stage of work involves external façade repairs and renewal, including brick repairs and stitching, various structural repairs to reinforcement beams and other elements, lead flashing to the parapet, removal of redundant items, repairs to windows and render and repainting

Capital Program	2022/23 Budget (\$'000)	2022/23 Actuals (\$'000)
Plant & Equipment	6,220	3,258
Office Equipment	1,288	275
Land Improvement (Depreciable)	29,798	24,340
Buildings	97,209	65,331
Aquatic Facilities	8,533	832
Seawalls	-	(9)
Wharves	100	-
Local Roads	7,500	3,845
Regional Roads	740	1,756
Bridges	679	159
Footpaths	4,524	2,100
Kerb & Gutter	1,429	375
Traffic Devices	4,375	1,769
Car Parks	280	122
Storm Water Drainage	2,947	1,831
Land Under Roads	-	(20)
Bicycle facilities	2,965	(2,824)
Town Centres	5,845	7,281
Roadside Furniture	1,900	919
Total Capital Expenditure	176,332	111,340

Significant Projects	2022/23 Budget (\$'000)	2022/23 Actuals (\$'000)	Status
GreenWay Project	10,640	5,016	In Progress
Leichhardt Park Aquatic Centre Major Project	4,523	340	In Progress
Annette Kellerman Aquatic Centre Upgrade Works	1,560	23	In Progress
Urban Amenity Improvement Program	-	1,642	In Progress
Camdenville Park Remediation	615	37	In Progress
Greenway Bay Run Widening and Upgrade	3,821	4,119	In Progress
Marrickville Rd (EAST) Design and Implementation	200	75	In Progress
Dulwich Hill Station Centre Upgrade	3,180	5,265	In Progress
King George Park Upgrade	2,930	3,726	Completed
Tempe Reserve Amenities Building	250	-	In Progress
3 Cahill St & Lewis Herman Reserve - Public Spaces Legacy	2,450	3,103	In Progress
Petersham Town Hall Renewal	200	20	In Progress
Tempe Reserve Sports Field Lighting Upgrade	1,900	1,281	In Progress
Marrickville & St Peters Town Hall External Works	1,900	2,292	In Progress
Newtown Town Hall Renewal	1,119	162	In Progress
Birchgrove Park Renewal	130	3	In Progress
Annandale Town Hall Community Centre Refurbishment	100	6	In Progress
Skate Park in Leichhardt Park	1,460	1,610	In Progress
Fanny Durack Aquatic Centre Refurbishment	1,175	1	In Progress
Balmain Town Hall Site Renewal	200	89	In Progress
St Peters, Mary St to Sydenham Cycleway WestConnex	1,395	71	In Progress
Bike Route LR07 (Richardson's Crescent, Cooks River)	120	-	In Progress
Tom Foster Community Centre Renewal Works	1,143	1,811	Completed
St Peters Town hall Internal Refurbishment	100	-	In Progress
Paringa Reserve Elliot St New Kiosk	1,040	146	In Progress
Bike Route RR02 (West Street) Design	20	-	In Progress
Total Significant Projects Expenditure	42,170	30,836	

Financial performance summary

Council's financial position

Council's financial position remains strong with cash and investments totalling \$300.4 million against total liabilities of \$155.3 million. Council currently manages \$2.8 billion worth of infrastructure assets including roads, bridges, buildings, land, recreation and leisure centres, stormwater and parks.

Challenges include increasing demand for services, facilities and infrastructure from the community with restricted Council revenue, rising costs and supply chain issues.

Council's income and expenditure

Our income comes from rates on properties, user fees and charges, government grants, interest on investments, leasing of properties and other sources.




Our expenses are construction, asset renewal and maintenance of infrastructure, staff wages, grants to community organisations/groups and provision of services to the community such as libraries, aquatics, and early learning centres, and economic, environmental, social and cultural programs.

Financial performance 2022/23

Council achieved an operating surplus of \$22.7 million, including capital grants and contributions. The operating result before capital grants and contributions was a deficit of \$6.5 million. The budget deficit was primarily due to an increase in expenditure associated with:

- Additional maintenance being undertaken on Council buildings to ensure our facilities remain fit-for-purpose for community use
- Grants which were initially classified as capital budget and but were ultimately used for operational purposes resulted in a reclassification of expenditure
- A Comprehensive asset revaluation process resulted in a higher write-off of assets than was budgeted

Although the 2022/23 financial year resulted in an operational deficit, Council is working towards achieving surpluses each year in our Long-Term Financial Plan.



Income and expenditure

Where does our income come from

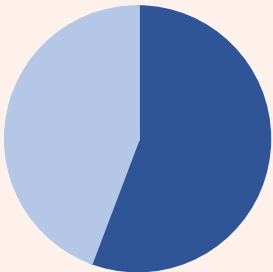
	Budget (\$'000)	Actuals (\$'000)	% of Total
Rates and Annual Charges	165,444	166,293	56%
User Charges and Fees	52,007	55,874	19%
Other Revenues	24,139	16,543	5%
Operating Grants and Contributions	9,310	13,828	4%
Capital Grants and Contributions	27,872	29,209	10%
Interest and Investment Income	3,450	10,966	4%
Other Income	-	5,529	2%
Total Income	282,222	298,242	100%

What do we spend it on

	Budget (\$'000)	Actuals (\$'000)	% of Total
Employee Costs	127,200	124,862	45%
Materials and Services	79,360	99,950	36%
Borrowing Costs	860	859	1%
Depreciation	33,104	33,172	12%
Other Expenses	12,988	11,818	4%
Net Losses from Disposal of Assets	1,582	4,860	2%
Total Expenses	255,094	275,521	100%

Income in detail

Rates and Annual Charges 56% - \$166.3m




Rates and Annual Charges are rates collected for:

- Residential Rates
- Business Rates
- Domestic Waste Rate
- Stormwater Rate
- Offsetting the income received is Pensioner Subsidy from State Government and Inner West Council.

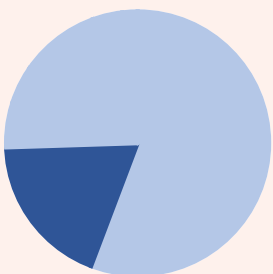


Budget (\$'000)
165,444




Actual (\$'000)
166,293

User Charges and Fees 19% - \$55.9m




User Charges and Fees are collected when Council is providing a service to the community which includes:

- Early Learning Centre
- Aquatic Centres
- Restoration Fees
- Regulatory Fees
- Development Assessment Fees
- Parking Meters Income
- Income collected goes towards funding the service Council provides.

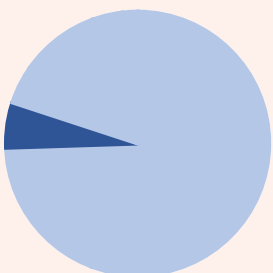


Budget (\$'000)
52,007



Actual (\$'000)
55,874

Other Revenues 5% - \$16.5m




Other Revenue is a source of income for Council that is collected from various actions which includes:

- Parking Infringement
- Other Fines
- Commissions
- Street Furniture
- Legal Fees Recovery
- Ex Gratia Rates

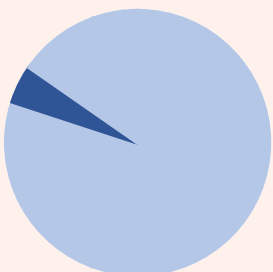


Budget (\$'000)
24,139




Actual (\$'000)
16,543

Operating Grants and Contributions 4% - \$13.8m




Operating Grants and Contributions are received by Council to complete a specific action or service to the community. They are provided by Federal Government, State Government and other government bodies. Some examples include:

- Financial Assistance Grant
- Library Subsidy Grants
- Early Learning Subsidies
- Transport for NSW Block Grants
- Environmental Grants

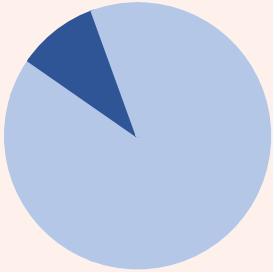


Budget (\$'000)
9,310



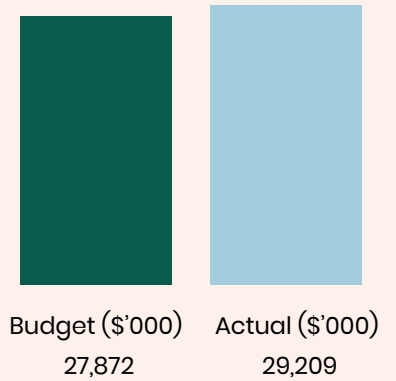
Actual (\$'000)
13,828

Capital Grants and Contributions 10% - \$29.2m

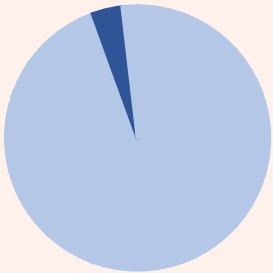


Capital Grants are received by Council to complete capital renewal or upgrades of Council assets for the community. They are received by both State and Federal Government.

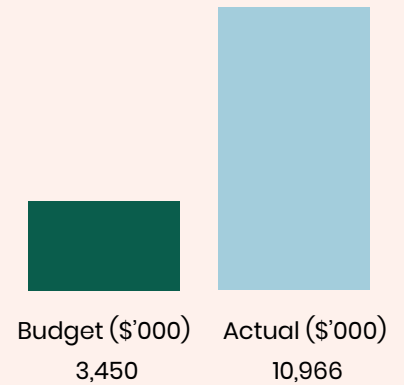
Capital Contributions are developer contributions received by Council under section 7.11 plans. These contributions are utilised for capital upgrade projects on assets or for the creation of new assets for the community.



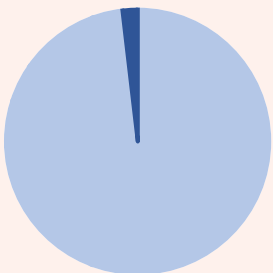
Interest and Investment Income 4% - \$11.0m



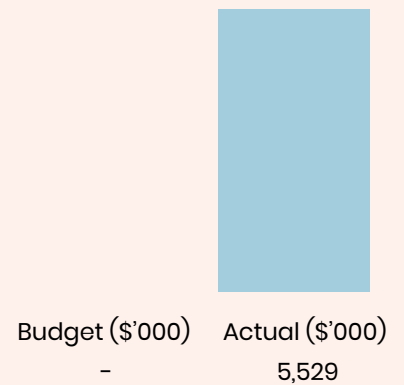
Interest and Investment Income is interest earned on Council's investment portfolio. Council's investment portfolio is made up of a mixture of restricted and unrestricted reserves that are invested in term deposits, floating rate notes and fixed rate bonds.



Other Income 2% - \$5.5m

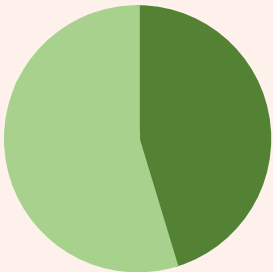


Other Income is Councils rental income received from properties leased to the community and lease income from Councils investment properties.



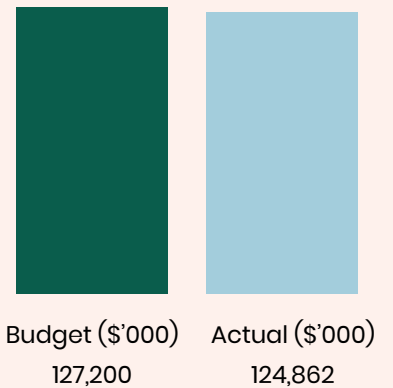
Expenditure in detail

Employee Costs 45%
- \$124.9m

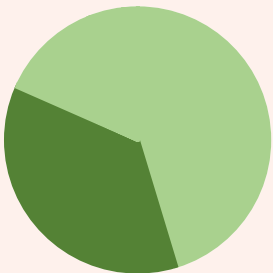


Employee Costs includes:

- Salaries & Wages
- Superannuation
- Employee Leave Entitlements
- Fringe Benefits Tax (FBT)
- Workers Compensation Insurance
- Training and Development
- Uniforms

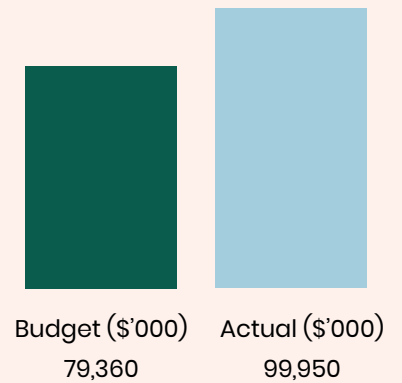


Materials and Services 36%
- \$99.9m

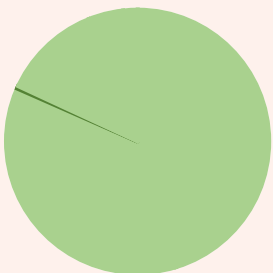


Materials and Services are costs of providing services by Council. The types of costs includes :

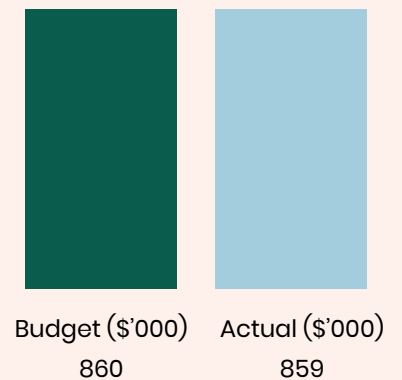
- Tipping Costs
- Contractor Maintenance Costs
- Materials and consumables
- Agency Staff
- Consultants
- Street Lighting Costs
- Utilities and Insurance
- Legal Fees



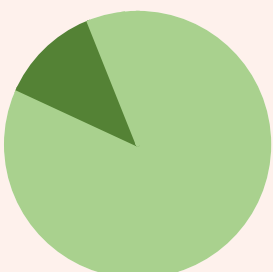
Borrowing Costs 1%
- \$0.9m



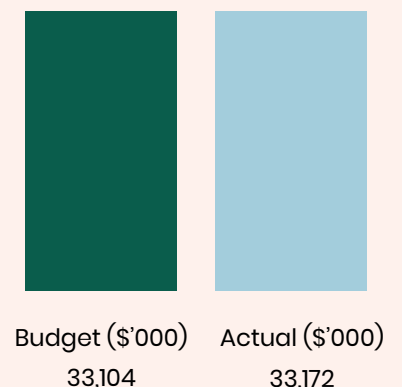
Borrowing Costs are interest expenses on loans that were previously taken out by Council. The most significant loan Council has is for the redevelopment of Ashfield Aquatic Centre.



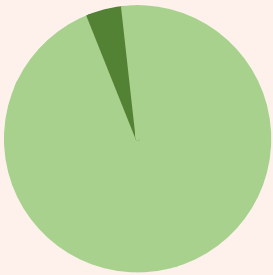
Depreciation 12%
- \$33.2m



Depreciation is the value of the Councils asset deteriorating over a period of time due to wear and tear. For every dollar of depreciation expenditure, Council increases its depreciation reserve to allow for renewal of assets once its due for renewal.

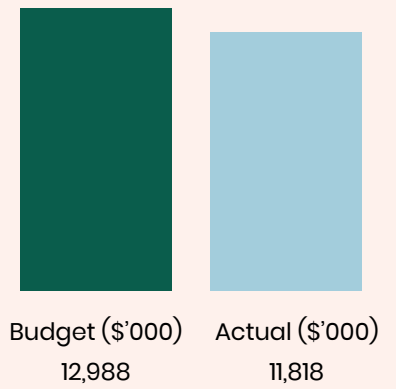


Other Expenses 4% - \$11.8m

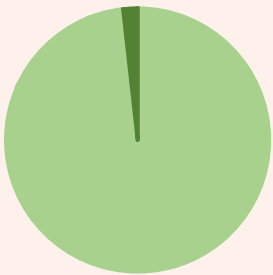


Other Expenses includes:


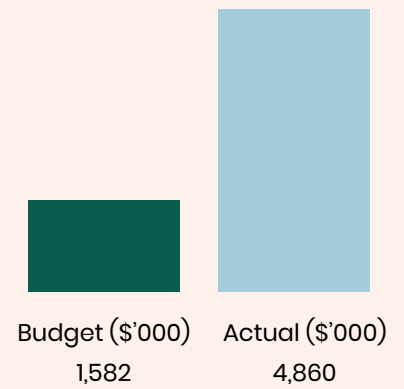
- Donations and contributions paid to other organisations
- Debt written off
- Contributions and levies paid to levels of Government which includes Emergency Services Levy (ESL) and Waste Levy



Net Losses from Disposal of Assets 2% - \$4.9m



Net Losses from Disposal of Assets is the difference between the proceeds from disposal of asset offset against the value of the asset at the time of disposal. Assets can include infrastructure property, plant and equipment.



Financial performance ratios

Achieved most performance measures and benchmarks

Our performance measures are strong for own source operating revenue ratio, unrestricted current ratio, debt service cover ratio and cash expense cover ratio.

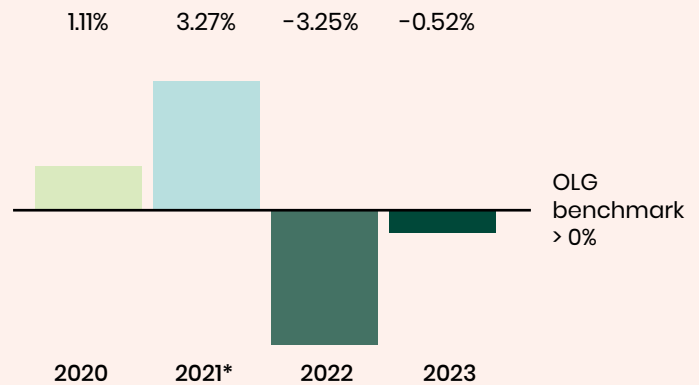
* 2022 figures are restated due to comprehensive revaluation of infrastructure assets.

Council did not meet the benchmark for two measures:

- Operating performance ratio due to the prolonged recovery post COVID-19
- Rates and annual charges outstanding percentage, for which Council only recommenced debt recovery in 2022/23 financial year post COVID-19

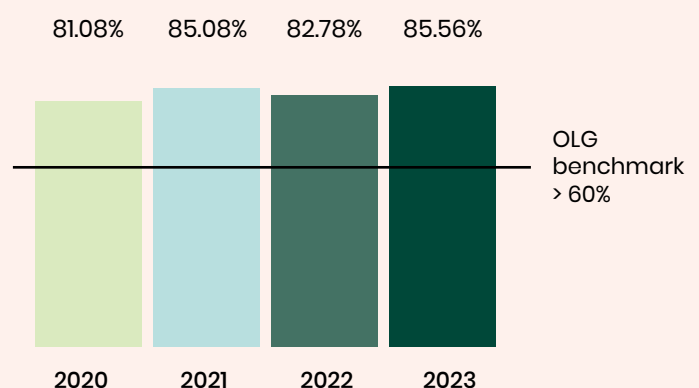
1. Operating performance ratio

This ratio measures Council’s achievement of containing operating expenses with operating revenue. The ratio has improved and has come close to the OLG benchmark, following recovery from the impacts of the COVID-19 pandemic in the prior year.



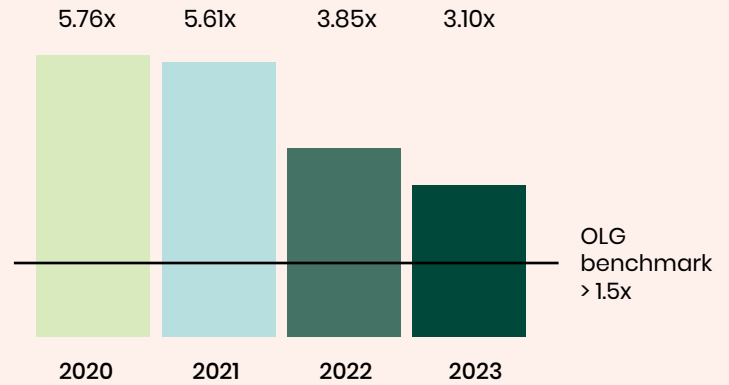
2. Own source operating revenue ratio

This ratio measures Council’s fiscal flexibility and highlights the degree of reliance on external funding sources such as operating grants and contributions. Council’s ratio this financial year has improved slightly compared to the previous years and continues to maintain a strong stable position above the OLG benchmark, with Council not heavily reliant on external funding sources to fund Councils expenditure.



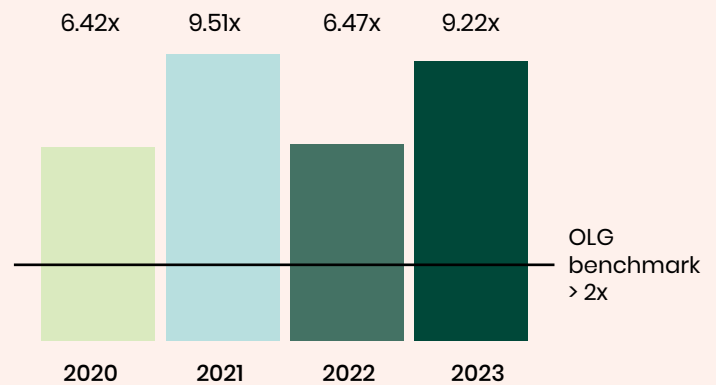
3. Unrestricted current ratio

This ratio is specific to local government and assess the adequacy of working capital and its ability to satisfy obligations in the short term for the unrestricted activities of Council. Council's unrestricted current ratio is significantly higher than the benchmark of >1.50x. This benchmark is used in the development of Council's Long Term Financial Plan to ensure that Council is financially sustainable and able to meet its ongoing short-term financial obligations (payroll and creditors). Whilst the ratio dropped from the prior years this was due to Council using cash for the purchase of an investment property as planned in the 2022/23 financial year.



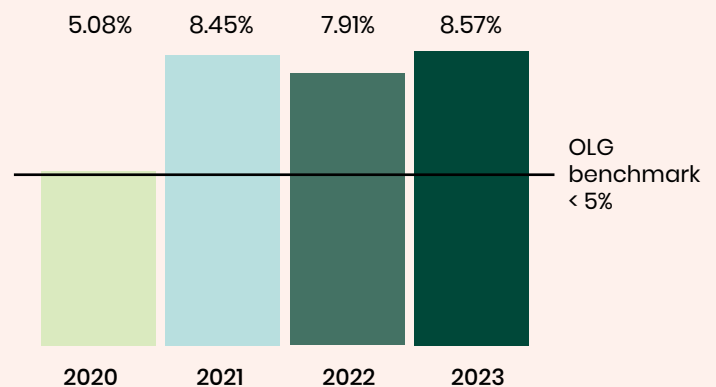
4. Debt service cover ratio

This ratio measures the availability of operating cash to service debt including interest, principle, and lease payments. Council's ratio this year is better than the benchmark of >2.00x and demonstrates Council can service its existing loan obligations as they are secured against rates income and factored into the budget.



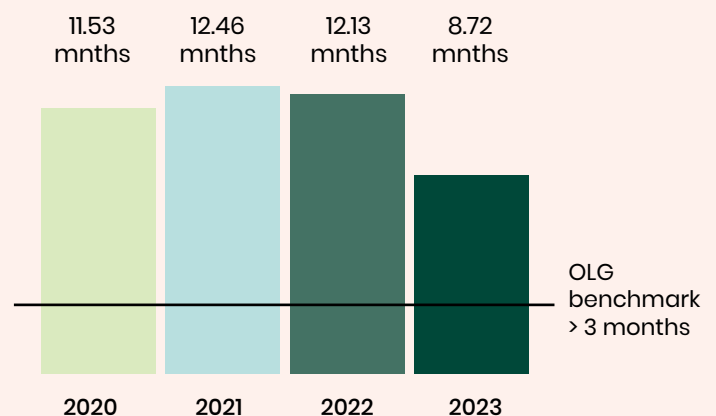
5. Rates and annual charges outstanding percentage

The ratio helps assess the impact of unallocated rates and annual charges on Council's liquidity and the adequacy of recovery efforts. Council's ratio has increased in comparison to the prior year, as debt recovery services for outstanding rates and annual charges recommenced in 2022/23. It is planned to have this ratio below the OLG benchmark for the 2023/24 financial year.



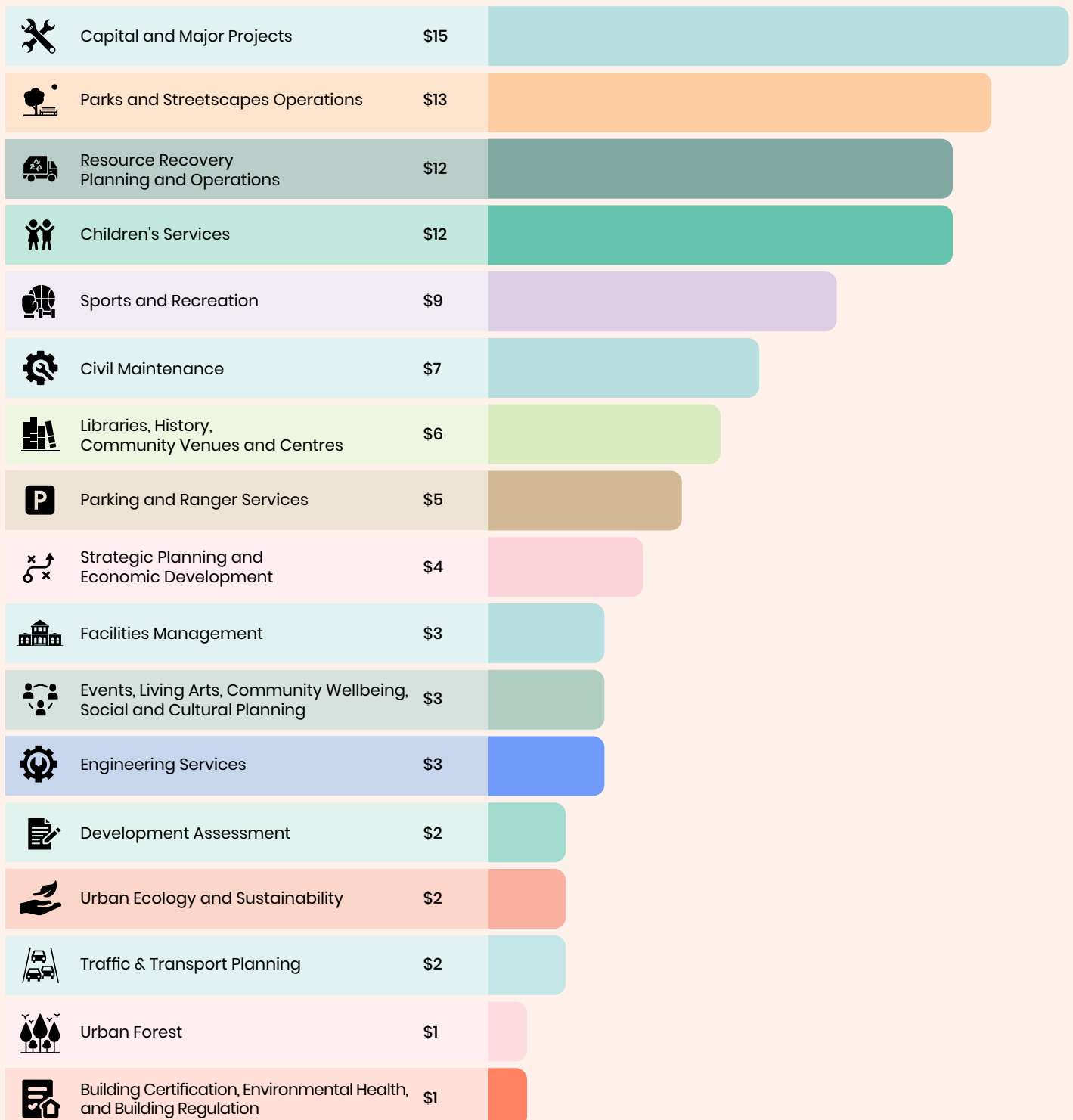
6. Cash expense cover ratio

This liquidity ratio indicates the number of months a Council can continue paying for its immediate expenses without additional cash flow. Council's ratio remains comfortably higher than the OLG benchmark. The decrease from prior year is a result of Council using cash for the purchase of an investment property in the 2022/23 financial year.



How we spent your rates and other income

Every \$100 collected was distributed as follows across a range of services.





2022/23 Budget planned and actual by service

Operational Service Area	2022/23 Planned Income from Continuing Operations (\$'000)	2022/23 Actual Income from Continuing Operations (\$'000)	2022/23 Planned Expenditure from Continuing Operations (\$'000)	2022/23 Actual Expenditure from Continuing Operations (\$'000)	2022/23 Planned Operating Result Continuing Operations (\$'000)	2022/23 Actual Operating Result Continuing Operations (\$'000)
Aquatic Services	17,710	17,745	20,430	22,079	(2,720)	(4,334)
Building Certification	804	756	949	792	(145)	(36)
Capital and Major Projects	27,073	23,045	3,970	4,220	23,103	18,825
Children's Services	18,101	18,142	19,316	20,664	(1,215)	(2,522)
Civil Maintenance	4,078	6,577	20,441	24,675	(16,363)	(18,098)
Community Centres	126	171	812	631	(685)	(460)
Community Venues	330	650	2,700	2,514	(2,370)	(1,864)
Community Wellbeing	299	315	2,657	2,252	(2,358)	(1,937)
Corporate Strategy & Engagement	-	-	1,345	1,394	(1,345)	(1,394)
Corporate Support Services*	139,188	149,714	14,473	26,646	124,715	123,068
Customer Service	150	165	3,463	3,553	(3,313)	(3,388)
Development Assessment	4,515	3,601	6,819	7,174	(2,304)	(3,573)
Economic Development	-	-	1,053	1,006	(1,053)	(1,006)
Engineering Services	3,752	10,535	3,989	5,836	(237)	4,699
Environmental Health & Building Regulation	1,364	1,686	4,021	4,314	(2,657)	(2,628)
Events	112	144	1,525	1,364	(1,414)	(1,221)
Facilities Management	128	(52)	9,446	10,900	(9,318)	(10,952)
Finance	700	432	5,025	4,729	(4,325)	(4,297)
Fleet Services	575	625	7,647	7,894	(7,072)	(7,269)

Operational Service Area	2022/23 Planned Income from Continuing Operations (\$'000)	2022/23 Actual Income from Continuing Operations (\$'000)	2022/23 Planned Expenditure from Continuing Operations (\$'000)	2022/23 Actual Expenditure from Continuing Operations (\$'000)	2022/23 Planned Operating Result Continuing Operations (\$'000)	2022/23 Actual Operating Result Continuing Operations (\$'000)
Governance & Risk	10	9	5,410	5,605	(5,399)	(5,596)
ICT	-	11	4,892	4,863	(4,892)	(4,852)
Legal Services	151	683	2,031	5,513	(1,881)	(4,830)
Libraries and History	540	736	12,491	11,440	(11,951)	(10,704)
Living Arts	2	108	1,761	1,630	(1,759)	(1,522)
Parking & Ranger Services	15,106	11,718	9,058	7,575	6,048	4,143
Parks and Streetscapes Operations	-	84	21,211	20,150	(21,211)	(20,066)
Parks Planning and Recreation	733	1,160	2,433	2,195	(1,700)	(1,035)
People & Culture	130	320	5,181	4,681	(5,051)	(4,360)
Procurement	3	3	908	906	(906)	(904)
Properties & Strategic Investments	5,165	5,301	4,032	2,408	1,133	2,894
Resource Recovery	36,613	36,991	31,025	32,715	5,588	4,277
Resource Recovery Planning	132	710	1,734	1,992	(1,602)	(1,282)
Service Transformation	-	-	1,539	878	(1,539)	(878)
Social and Cultural Planning	-	-	1,666	1,702	(1,666)	(1,702)
Strategic & Corporate Communications	-	-	2,191	2,253	(2,191)	(2,253)
Strategic Planning	1,102	2,574	5,357	5,234	(4,255)	(2,661)
Traffic & Transport Planning	3,293	3,307	3,019	4,656	274	(1,349)
Urban Ecology	62	82	2,183	1,507	(2,121)	(1,424)
Urban Forest	175	193	4,960	3,364	(4,785)	(3,172)
Urban Sustainability	-	1	1,931	1,617	(1,931)	(1,616)
Inner West Council Total	282,222	298,242	255,094	275,521	27,127	22,721

* Corporate Support Services include the revenues received by Council for rates and costs associated with rates revenue such as bank fees and printing. Expenditure also includes cross-Council costs that are not specific to one service and costs of the executive team. All costs are charged to service units as overheads.

Overview

Inner West Council is a public statutory body incorporated under the NSW *Local Government Act 1993*. The Act defines Democratic Governance – Our purpose and charter of Council and its powers and functions.

The Act sets out principles to guide councils in carrying out their functions and decision-making.

The principles state that councils should:

- provide strong and effective representation, leadership, planning and decision-making
- carry out functions in a way that provides the best possible value for residents and ratepayers
- plan strategically using the integrated planning and reporting framework, for the provision of effective and efficient services and regulation to meet the diverse needs of the community
- apply the integrated planning and reporting framework in carrying out their functions so as to achieve desired outcomes and continuous improvements
- work co-operatively with other councils and the State government to achieve desired outcomes for the local community
- manage lands and other assets so that current and future local community needs can be met in an affordable way
- work with others to secure appropriate services for local community needs
- act fairly, ethically and without bias in the interests of the local community
- be responsible employers and provide a consultative and supportive working environment for staff
- recognise diverse local community needs and interests
- consider social justice principles
- consider the long term and cumulative effects of actions on future generations



- consider the principles of ecologically sustainable development
- Council decision-making should be transparent, and decision-makers are to be accountable for decisions and omissions
- actively engage with their local communities, through the use of the integrated planning and reporting framework and other measures

There are also principles relating to sound financial management. These principles state that:

- council spending should be responsible and sustainable, aligning general revenue and expenses
- councils should invest in responsible and sustainable infrastructure for the benefit of the local community
- councils should have effective financial and asset management, including sound policies and processes for the following
 - performance management and reporting
 - asset maintenance and enhancement
 - (i) funding decisions
 - (ii) risk management practices



- Councils should have regard to achieving intergenerational equity, including ensuring the following
 - (i) policy decisions are made after considering their financial effects on future generations
 - (ii) the current generation funds the cost of its services

There are also principles relating to strategic planning through the integrated planning and reporting framework. These principles state that Councils should:

- identify and prioritise key local community needs and aspirations and consider regional priorities
- identify strategic goals to meet those needs and aspirations
- should develop activities, and prioritise actions, to work towards the strategic goals
- ensure that the strategic goals and activities to work towards them may be achieved within council resources
- regularly review and evaluate progress towards achieving strategic goals
- maintain an integrated approach to planning, delivering, monitoring and reporting on strategic goals
- collaborate with others to maximise achievement of strategic goals
- manage risks to the local community or area or to the council effectively and proactively
- make appropriate evidence-based adaptations to meet changing needs and circumstances

Council also has responsibilities under a range of other Commonwealth and State legislation. IPART found in 2019 in its review that Councils have 121 regulatory functions involving over 300 separate regulatory roles under 67 State Acts, and administered by 31 state agencies.



Inner West's councillors,
elected in December 2021

Councillors

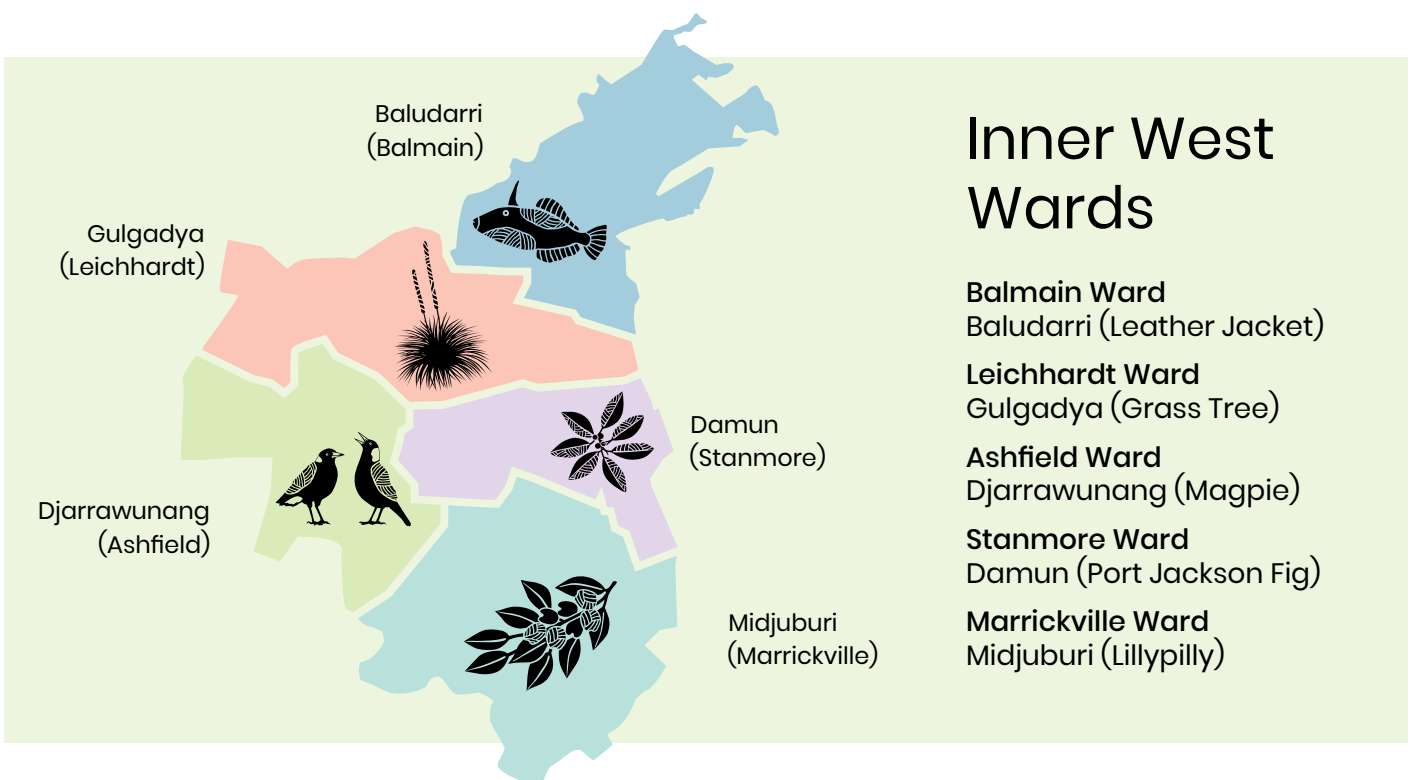
Council is governed by 15 elected representatives, called Councillors. Inner West has five wards, each represented by three Councillors.

View Council's website for a more detailed ward map.

The Mayor and Councillors are elected to represent the interests of the residents and ratepayers of the Inner West. The NSW Local Government Act 1993 defines their role, and they provide leadership and guidance to the community and encourage community engagement

and discussion with the Council. The elected Councillors role also includes determining Council services and allocating funding so that the Council works towards the directions set out in the Community Strategic Plan.

Council complies with the Model Code of Conduct prescribed by NSW Office of Local Government.



Inner West Wards

Balmain Ward
Baludarri (Leather Jacket)

Leichhardt Ward
Gulgadya (Grass Tree)

Ashfield Ward
Djarrawunang (Magpie)

Stanmore Ward
Damun (Port Jackson Fig)

Marrickville Ward
Midjuburi (Lillypilly)

Balmain Ward – Baludarri (Leather Jacket)



**Darcy Byrne (Labor)
Mayor**

Darcy.Byrne@innerwest.nsw.gov.au
02 9335 2157

Internal Committee representation

- Local Traffic Committee
- General Manager’s Performance Assessment Panel
- Major Capital Projects Committee

External Committee representation

- Southern Sydney Regional Organisation of Councils (SSROC)
- Sydney Airport Community Forum
- Sydney Eastern City Planning Panel



Kobi Shetty (Greens)

Kobi.Shetty@innerwest.nsw.gov.au
0417 427 654

Internal Committee representation

- Major Capital Projects Committee
- Customer Service Review Sub-Committee



**John Stamolis
(Independent)**

John.Stamolis@innerwest.nsw.gov.au
0408 448 285



Ashfield Ward – Djarrawunang (Magpie)



Jessica D’Arienzo (Labor)

Jessica.Dariento@innerwest.nsw.gov.au
0408 505 622

Internal Committee representation

- Major Capital Projects Committee

External representation

- ClubGRANTS
- Cooks River Alliance Board
- Southern Sydney Regional Organisation of Councils (SSROC)



Mark Drury (Labor)

Mark.Drury@innerwest.nsw.gov.au
0448 722 942

Internal Committee representation

- Major Capital Projects Committee

External Committee representation

- Parramatta River Catchment Group




Dylan Griffiths (Greens)

Dylan.Griffiths@innerwest.nsw.gov.au
0432 236 668

External Committee representation

- Sydney Coastal Council Group
- New South Wales Public Libraries Association (NSWPLA) (alternate)



Leichhardt Ward – Gulgadya (Grass Tree)



Marghanita Da Cruz (Greens)

Marghanita.Da.Cruz@innerwest.nsw.gov.au
0490 788 943

Internal Committee representation

- Flood Management Advisory Committee

External representation

- Southern Sydney Regional Organisation of Councils (alternate)



Philippa Scott (Labor)

Philippa.Scott@innerwest.nsw.gov.au
0412 935 713

Internal Committee representation

- Audit, Risk & Improvement Committee
- Customer Service Review Sub-Committee (Chair)

External Committee Representation

- Parramatta River Catchment Group (alternate)
- Sydney Eastern City Planning Panel



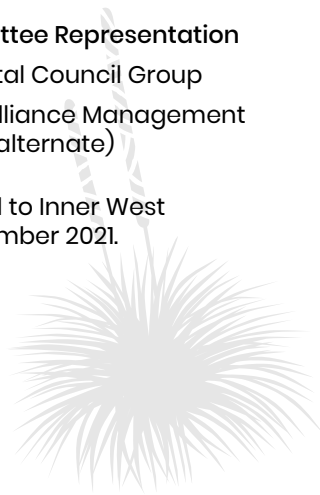
Tim Stephens (Labor)

Tim.Stephens@innerwest.nsw.gov.au
0418 474 248

External Committee Representation

- Sydney Coastal Council Group
- Cooks River Alliance Management Committee, (alternate)

Tim was elected to Inner West Council in December 2021.



Marrickville Ward – Midjuburi (Lillypilly)



Mat Howard (Labor)

Mat.Howard@innerwest.nsw.gov.au
0412 645 115

Internal Committee representation

- Flood Management Advisory Committee
- General Manager's Performance Assessment Panel

External Committee representation

- NSW Public Libraries Association
- Marrickville Town Hall Steering Committee (Chair)



Justine Langford (Greens)

Justine.Langford@innerwestnsw.gov.au
0481 452 283

Internal Committee representation

- General Manager's Performance Assessment Panel
- Local Traffic Committee (alternate)

External Committee representation

- Cooks River Alliance Board (alternate)
- Sydney Coastal Council Group (alternate)
- Marrickville Town Hall Steering Committee (alternate chair)



Zoi Tsardoulis (Labor)

Zoi.Tsardoulis@innerwest.nsw.gov.au
0408 672 975

Internal Committee representation

- Customer Service Review Sub-Committee

Zoi was elected as an Inner West councillor in December 2021.



Stanmore Ward – Damun (Port Jackson Fig)



Liz Atkins (Greens)

Liz.Atkins@innerwest.nsw.gov.au

0407 239 951

Internal Committee representation

- Audit, Risk & Improvement Committee
- Customer Service Review Sub-Committee



Pauline Lockie (Independent)

Pauline.Lockie@innerwest.nsw.gov.au

0434 690 544

Internal Committee representation

- Major Capital Projects Committee

External Committee Representation

- Southern Sydney Regional Organisation of Councils (alternate)



Chloe Smith (Labor) Deputy Mayor

Chloe.Smith@innerwest.nsw.gov.au

0412 985 935

Internal Committee representation

- Local Traffic Committee (alternate)

External Committee representation

- Marrickville Town Hall Steering Committee



Council election

Local Government elections are usually held every four years. The current Council was elected on 4 December 2021. These elections were deferred from September 2020 to December 2021 due to the COVID 19 pandemic. The next election is scheduled for September 2024.

Residents elect 15 Councillors across the five wards of the Inner West. The Councillors elect the Mayor and Deputy Mayor. In 2022/23 Clr Byrne was the Inner West Mayor, and the Deputy Mayor was Clr D'Arienzo followed by Clr Scott in September 2022..

Council meetings

Council meets on the second Tuesday of each month, with the exception of the first Tuesday in December and a recess in the months of January and July. Councillors attend the meetings which are held at Ashfield Service Centre. The meetings are live-streamed through Council's YouTube channel and are available for viewing on the website. The business papers for each meeting, and the minutes which contain Council's decisions, are published on Council's website.

Council's Internal and External Committees

The following committees require formal appointment. Councillors vote for representatives to the committees.

Internal committees

Name of Committee	Purpose	Meeting Time & Frequency
Audit, Risk and Improvement Committee	The purpose of this Committee is to provide independent assurance and assistance to Inner West Council in the effective discharge of its responsibilities for financial reporting, risk management, internal controls, governance, improvement, and internal and external audit.	The committee meets four times a year (regular matters), plus an additional meeting to consider the Annual Financial Statements.
Flood Management Advisory Committee	The Flood Management Advisory Committee assists in the preparation of floodplain management studies and plans for the Inner West local government area. The Committee acts as both a focus and forum for the discussion of technical, social, economic and environmental matters, and for the distillation of possibly differing viewpoints on these matters into a management plan.	The committee meets at least twice a year at the Petersham Service Centre.
Local Traffic Committee	The Local Traffic Committee is primarily a technical review and advisory committee which considers the technical merits of proposals and ensures that current technical guidelines are considered. It provides recommendations to Council on traffic and parking control matters and on the provision of traffic control facilities and prescribed traffic control devices for which Council has delegated authority. The Committee also advises on traffic matters arising from development applications.	The Committee meets on the first Tuesday of each month at 10am at Petersham Service Centre.
General Manager's Performance Assessment Panel	To review the performance of the General Manager in liaison with the appointed facilitator.	Annually

Name of Committee	Purpose	Meeting Time & Frequency
Customer Service Review Sub-committee (CSRS)	The CSRS has been established to review the quality of customer service that Council delivers, provide input and clarify service expectations to improve the customer experience and be responsive to the community's needs. The CSRS will operate until December 2023.	Monthly
Major Capital Projects Committee	The Committee reviews, discusses and makes recommendations to Council on all major capital projects with a value over \$1 million.	Monthly

External committees

There are a number of external bodies that Council participated in during the year.

Name of Committee	Purpose	Meeting Time & Frequency
ClubGRANTS	To identify priority projects and services within the Inner West area for local registered clubs to consider funding.	4-5 meetings/year on Tuesday morning
Cooks River Alliance Board	The Cooks River Alliance is a partnership between councils in the Cooks River Catchment – Bayside, Canterbury-Bankstown, Inner West, and Strathfield. The Alliance uses the combined resources, experience, knowledge and skills within the councils and the community to address the complex environmental problems of the Cooks River and its catchment.	Meetings are quarterly and hosted by rotating member councils.
NSW Public Libraries Association	The Public Libraries Association is the peak body for public libraries in NSW and advocates on behalf of the library sector to strengthen the public library network.	As required.
Parramatta River Catchment Group	The Group is a regional organisation of local councils, State agencies and community representatives whose aim is to work together to improve the health of the Parramatta River and its catchment.	Meetings are held quarterly on the first Thursday of March, June, September and December from 5.30pm. The venue rotates between member councils.
Sydney Airport Community Forum (SACF)	SACF is the main consultation body for the Sydney Airport Long Term Operating Plan. The Forum includes representatives from the community, councils, industry and State and Federal Parliaments.	As required
Southern Sydney Regional Organisation of Councils (SSROC)	SSROC has 12 member councils that interact, exchange ideas and work collaboratively to solve regional issues and to contribute to the future sustainability of the region. The group advocate on behalf of the region to ensure that the major issues are addressed by all levels of government.	Meetings held quarterly on first or third Thursday evening.
Sydney Coastal Council Group (SCCG)	The SCCG promotes coordination between member councils on environmental issues relating to the sustainable management of the urban coastal and estuarine environment. The SCCG consists of nine Councils adjacent to Sydney's marine and estuarine environments and associated waterways.	Meetings are held quarterly on Saturday and hosted by rotating member council facilities.

Name of Committee	Purpose	Meeting Time & Frequency
Sydney Eastern City Planning Panel (SECPP)	<p>The Panel is responsible for:</p> <ul style="list-style-type: none"> • determining 'regionally significant' development applications (DAs) and other Major DAs and modification applications • acting as the Planning Proposal authority when directed • reviewing Planning Proposals • providing advice on other planning and development matters when requested <p>Panel Members are remunerated in accordance with the Council resolution.</p>	As required.

Further information on other bodies that council participated in is contained in the statutory reporting section

Administrative Governance – key initiatives

Policy harmonisation project

Council undertook a Council wide review of its policy framework and has substantially delivered an organisation wide policy harmonisation project, including the redevelopment of Council's Policy, Legislative Compliance and Delegations Registers including the development of templates for Policies, Operational Management Standards, Procedures, Guidelines, Reporting and Briefing Notes.

During the year, material policies, procedures and frameworks were updated or developed, which included:

- Model Code of Conduct
- Code of Meeting Practice
- Conflict of Interest Policy (including Development Assessment Process)
- Councillor and Staff Interaction Policy
- Councillor Expenses and Facilities Policy
- Event Invitation, Speaking and Public Meeting Policy
- Fraud and Corruption Control Policy and Procedure (Framework)
- Grant and Fee Scale Policy
- Investment Policy
- Risk Management Policy and Procedure (Framework), including Business Continuity and Incident Management procedures
- Terms of Reference for the Audit, Risk and Improvement Committee
- Traffic Management Investigation Policy

Governance Training

Council is currently developing a mandatory Ethics and Compliance E-Learning Training Program for critical policies and procedures, including the Model Code of Conduct, Fraud and Corruption, Risk, Privacy and

Procurement. This training will be rolled out to all staff across Council. The Model Code of Conduct Training has already been delivered to over 1200 staff with approximately 98% of staff completing it within the period as part of the ethics and compliance training program.

Risk management

Council redeveloped its approach to risk management during this period, with Council adopting a new Risk Management Policy on 11 April 2023.

The new policy and associated procedures meet the revised Office of Local Government (OLG) requirements, that will be legislated shortly and require implementation from 1 July 2024.

The new Risk Management Policy includes a Risk Appetite Statement consistent with the OLG requirements. This statement sets out level of risk that the governing body will tolerate in pursuit of Council's strategic objectives and how the risk is to be managed and decisions made within this context.

The policy is supported by a Risk Management procedure, which provides a systematic and easily understood pathway for Council's operational implementation of matured risk management practices.

Business continuity and incident management

A Business Continuity Procedure and an Incident Management Procedure supplement the Risk Management framework. These critical tools were both updated during the year and enable Council to respond to critical risks to its operations and to the public (both longer term and immediate).

Business Continuity activities help Council to maintain essential functions during and after an unscheduled disruption or disaster. Incident Management preparations enable Council to plan for, and respond to, serious incidents that may affect its operations or require a cross-organisational response.

Supporting staff need to be trained to understand Council's preparations and implement the response arrangements swiftly and effectively in a crisis. To this end, in February 2023 Council's leads and their alternates who have incident management roles, have either gained or were re-certified in the Australasian Inter-service Incident Management System (AIIIMS) training.

Fraud and Corruption Control

Council developed and adopted a Fraud and Corruption Control Policy during the period. The policy is part of the new Framework that Council developed to manage fraud or corruption. Council's framework was developed in consultation with the Independent Commission Against Corruption (ICAC), the Internal Ombudsman Shared Services and Council's Audit, Risk and Improvement Committee.

The Policy outlines how Council will prevent, detect, and respond to fraudulent and corrupt conduct, emphasising Council's zero tolerance for such conduct. Council's Policy sets out a four-pronged approach to ensuring that appropriate mechanisms are in place to prevent, as far as practicable, the occurrence of fraud and corruption, in relation to: prevention; detection, response and recordkeeping.

The Policy also aligns the Fraud and Corruption Control Framework with the Model Code of Conduct. It articulates the key roles and subsequent responsibilities required across Council regarding fraud and corruption control.

The operational Fraud and Corruption Control procedure supports the policy. It provides a systematic and easily understood pathway for the operational implementation of fraud and corruption control activities at Council.

The Model Code of Conduct, Procedures for the Administration of the Model Code of Conduct and the Risk Management Framework support and supplement the Fraud and Corruption Control Framework. These all enable the Council to respond to critical fraud and corruption risks (both longer term and immediate).

Audit, Risk and Improvement Committee

Council's Audit, Risk and Improvement Committee (ARIC) is a key supporting element for good corporate governance. Its establishment reflects the commitment of Council to industry best practice and high standards of accountability to the community it serves.

The ARIC has a key role in Council's governance framework. It brings a systematic and disciplined approach to examination of the effectiveness of audit, risk management, governance, and continuous improvement processes in Council.

ARIC's purpose is to provide independent assistance to Council by monitoring, reviewing and providing advice about Council's governance processes, compliance, risk management and control frameworks, external accountability obligations and overall performance.

The ARIC Terms of Reference align with the Office of Local Government Guidelines and industry leading practice. These were updated and Council adopted the updated Terms of Reference on 9 August 2022. Under the revised terms three independent members and two Councillor representatives serve on the ARIC. The ARIC holds four regular meetings per year plus an additional meeting to consider the Financial Statements.

During the financial year, the independent membership of the Committee had a substantial refresh. Long serving independent members Heather Smith and Emily Hodgson and its Chair, John Gordon, concluded their term of service.

Council thanked these members for their service on the Committee and their contribution to enhancing Council's good corporate governance. Council welcomes the new independent ARIC members, Ilona Meyer and Mark Sercombe, who join Councillor Liz Atkins and Councillor Phillipa Scott.

Internal audit

During 2022/23, the report on an internal audit of Budgeting and Forecasting was delivered. This was the final internal audit report issued by Council's outgoing internal audit services provider, Ernst and Young.

Council subsequently went to market for new Internal Auditors and during the period, appointed KPMG as its outsourced Internal Audit Services provider for a four-year period.

The terms of appointment are consistent with OLG requirements which were released in December 2022 and come into force from 1 July 2024.

Council has focused on resolving audit recommendations and developing, with its outsourced provider, the forward plan for its internal audits having regard to Council's specific risks and operational requirements.

De-amalgamation

The NSW Government formed Inner West Council in 2016 by amalgamating Ashfield, Leichhardt and Marrickville Councils. In December 2021, a non-binding poll was conducted in which the Inner West community voted to de-amalgamate the existing Council and return to the three former Councils.

Inner West Council submitted a de-amalgamation business case to the NSW Minister for Local Government. It has now been referred to the Boundaries Commission in accordance with the Local Government Act. The Boundaries Commission is responsible for making recommendations to the Minister, who will decide if Council demerges.

The Internal Ombudsman Shared Service

The Internal Ombudsman Shared Service (IOSS), shared between City of Parramatta, Cumberland City and Inner West Council, is an 'independent ear' for the community, Councillors, Council staff and Council stakeholders. The IOSS undertakes the investigation of complaints and assists councils with prevention and education activities.

The IOSS assists member Councils to:

- Promote a high standard of ethical conduct and decision making.
- Improve administrative conduct and procedures.
- Identify areas for improvement in the delivery of services to their communities.

- Ensure they are acting fairly, with integrity and in their communities' best interest.
- Deal effectively with complaints.
- Work to improve their complaint handling systems.
- Strive for a corruption-free organisation.

IOSS operations are underpinned by the principles of procedural fairness, accountability and transparency.

Over the last 12 months, Inner West Council's utilisation of the service has significantly lifted, with a 18% increase in activities undertaken by the IOSS compared to the previous year. The volume of complaints received for Inner West Council has remained steady and the prevention and education activities undertaken have significantly increased. This increase reflects the importance and value of the service from its stakeholders.

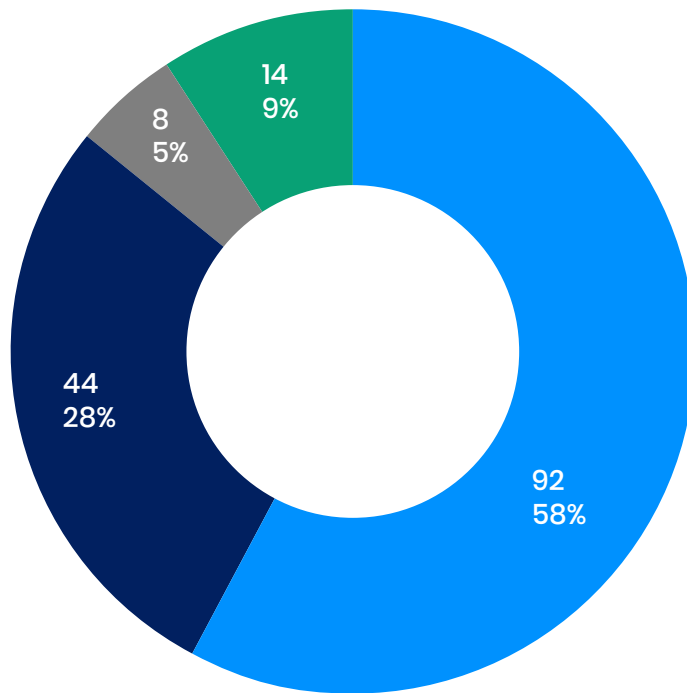
Of note, the IOSS focussed on the development and delivery of bespoke fraud and corruption awareness training to support staff with procurement responsibilities with topical examples relevant to the areas. This was conducted over six sessions to 150 senior staff and was well received with 99% of attendees agreeing or strongly agreeing that our training improved their confidence in understanding fraud and corruption.

The IOSS continues to work with Council's Business Excellence & Customer Experience team to contribute to Council's improvement of customer experience initiatives to the community. In the 2023/24 financial year this will include a review of Council's Complaints Handling Policy.

In the year ahead, due to changing legislative frameworks for Public Interest Disclosures, the IOSS will increase training for staff to ensure they are equipped to benefit from the new Public Interest Disclosure Act 2022 which commenced from October 2023.

Activities of the Internal Ombudsman Shared Service for Inner West Council from 1 July 2022 to 30 June 2023:

- Education: Training and Education Programs
- Investigation: Complaints
- Prevention: Advice and Projects
- Prevention: Policy Review and Development



Further information about the IOSS, including its activities, can be found at:

innerwest.nsw.gov.au/about/the-council/internal-ombudsman

Public Interest Disclosures

Council has a *Public Interest Disclosures Policy* in place which is available externally on Council’s website and internally on Council’s intranet. The General Manager has ensured actions have been undertaken to advise staff of the contents of the Policy and the protections available under the *Public Interest Disclosure Act*.

To comply with *Public Interest Disclosure Act 1994*, Section 31 and Public Interest Regulation, Clause 4, the following information below is provided for the year.

Number of public officials who have made a public interest disclosure to Inner West Council	1
Number of public interest disclosures received by Inner West Council	1
Report received in relation to type of wrongdoing	Corruption
Number of public interest disclosures finalised by Inner West Council	1

ICAC public hearings

In March 2023, the NSW ICAC held public hearings involving allegations concerning the conduct of Transport for NSW and others including a former employee of Inner West Council and the former Leichhardt Council, relating to the period 2015 to 2020. At the time of writing (October 2023), ICAC has not made its report.



Our Community





Community and Stakeholder Engagement

The community is at the heart of everything Council does. Community engagement is the process that facilitates community input and influence on Council's decision-making.

Council is committed to delivering effective, efficient services that meet the expectations and needs of the community. Local knowledge, ideas and feedback from the community are essential to ensure Council's decision-making improves community wellbeing and long-term sustainability.

Council's engagement is guided by the adopted Community Engagement Strategy, which ensures a broad range of perspectives are sought and the community has a strong voice in Council's decision-making.

Resident perceptions of Council's community engagement have steadily improved. In 2021 the mean satisfaction rating was 3.75 (out of 5), slightly higher than 2018's mean of 3.72 and significantly higher than 3.52 in 2016. (Source: Micromex Community Satisfaction Survey, available on Council's website).

In 2022/23 the Inner West Council website grew by 13% or 813,788 page views and social media followers grew by 8.7%, 5,204 followers.

Council engages the community through a range of methods, including online and face to face. Engagement can be about specific projects, or ongoing dialogue with key stakeholders, such as community groups, sporting groups, business and industry, State and Federal

agencies, advisory committees and partners. In 2022/23 face to face engagement increased markedly following the removal of COVID-19 restrictions. Council also uses an online engagement hub, Your Say Inner West, to enable community members to provide input into projects at a convenient time.

Local Matters Forums

In May 2022, a series of monthly, face-to-face forums where Ward Councillors and the executive staff of Council attend to listen to community ideas and concerns was introduced. During the forums, staff record all issues that residents raise and ensure responses are provided after the meeting.

In 2022/23, nine Local Matters Forums were held, in various locations across the Inner West. The events attracted over 300 local citizens who submitted hundreds of questions that were answered on the night or followed up afterwards. Average satisfaction with the forums was 91%.

Customer Service Stalls

Council took customer service to the community with the introduction of a program of fortnightly pop-up stalls held in highly visible locations across the Inner West on Saturday mornings. The stalls, which achieve a rating of over 90% community satisfaction, form an important part of Council's commitment to putting the community at the centre of everything it does.

Local Democracy Groups

Council convenes 13 Local Democracy Groups consisting of advisory committees and working groups.

Advisory Committees

- Aboriginal and Torres Strait Islander
- Access
- Arts and Culture
- Environment
- Housing and Affordability
- Multicultural
- Planning and Heritage
- Social Strategy
- Transport

Working Groups

- Bicycle
- LGBTQ
- Seniors
- Young Leaders

Local Democracy Groups provide advice and input to support Council's decision-making and actions. Members, who are part of the Inner West community, volunteer their time to provide subject matter expertise and lived experience. The groups are facilitated by staff convenors, and Councillors often attend meetings.

In 2022/23, a new cohort of over 150 Local Democracy Group members was recruited for a term until September 2024. New members were invited to a welcome function in September, attended by councillors and senior staff. Meetings commenced in October and groups were briefed on Inner West's *Community Strategic Plan - Our Inner West 2036*, finalised their Terms of Reference and were allocated (through Council resolution) one or two policy challenges to deliberate on. In total, 59 meetings were held during the year. On 30 May 2023, Chairs or representatives of the nine Advisory Committees attended a special briefing for Councillors



at Ashfield Service Centre. Each representative gave a verbal overview of their committee's work to date and key issues identified in deliberations. The session was informal, to enable a dialogue with the Councillors, feedback from LDGs on their experiences with the issues and processes to date and time for questions.

In addition to work on the policy challenges, Local Democracy Groups provided valuable input and feedback on significant Council projects throughout the year including:

- Aboriginal Heritage Review
- Aboriginal Survival Memorial
- Affordable housing priorities
- Anti-Racism Strategy
- Arts and Music Recovery Plan
- Blue Green Grid Strategy
- Cycling Strategy and Cycling Action Plan
- Disability Inclusion Action Plan
- Draft Neighbourhood Parks - Plan of Management
- Dulwich Hill, Marrickville and Rozelle Master Plans
- Electric vehicle Encouragement Strategy
- Reconciliation Action Plan
- Residential food and garden organic waste collection service rollout
- WorldPride events and infrastructure program

Project Engagement

Council sought the community's input into 80 projects during the year using a range of engagement methods, face to face and online. Community feedback is vital in ensuring that Council's services and infrastructure reflect local experiences and meet community expectations.

Key engagement projects and the reasons Council sought community feedback are listed below.

Engagement projects	Why we engaged the community
Community member recruitment <ul style="list-style-type: none"> Balmain Civic Precinct Working Group Local Democracy Groups Marrickville Town Hall steering committee Sydney Eastern City Planning Panel Uluru Statement from the Heart 	Recruitment of volunteers and members for Council's various advisory groups; expressions of interest for qualified, experienced and independent planning experts to join the Sydney Eastern City Planning Panel.
Corporate <ul style="list-style-type: none"> Our Mission Your Voice De-amalgamation business case community consultation 	Initial engagement to develop Council's Customer Experience Strategy; seeking views on options for service provision under a de-amalgamated model to inform a de-amalgamation business case for submission to the NSW Government.
Environment <ul style="list-style-type: none"> Inner West Community Battery 	Determining interest in a community battery in the Inner West
Lease agreements <ul style="list-style-type: none"> Elkington Park Marrickville Park Pratten Park 	Public exhibition of lease agreements on Crown land that Council manages.
Local area parking, traffic management and safety <ul style="list-style-type: none"> Annandale, Wells and Collins Streets Balmain Precinct Local Area Traffic Management Plan Edith Street Leichhardt Kensington Road and Liverpool Road, Summer Hill Hurlstone Avenue and Prospect Road, Summer Hill Meeks Road Marrickville Morton Park Precinct Lewisham Rayner Street Lilyfield South Tempe safety Wardell Road Marrickville 	Input into improving safety and calming traffic in local areas, no left turn request, investigating Residential Parking Scheme requests; changing parking conditions requests

Engagement projects	Why we engaged the community
<p>Parks planning and upgrades</p> <ul style="list-style-type: none"> • Blackmore Oval • Camdenville Park upgrade • Darrell Jackson Gardens • Dulwich Hill local playground upgrades • Elkington Park • Hammond Park • Henson Park • Iron Cove Creek • Jack Shanahan • Leichhardt Oval • Mackey Park 	<p>Input into planning for future use and maintenance to inform draft Plans of Management and Master Plans, including heritage, recreation, ecology and biodiversity, safety, access and usage; playground upgrades; review of concepts for the BMX track at Camdenville Park; lighting and improvements in Jack Shanahan Reserve, Dulwich Hill</p>
<p>Planning and development</p> <ul style="list-style-type: none"> • 1-13 Parramatta Road Annandale • 1-5 Chester Street, Annandale Voluntary Planning Agreement • 122-130 Pyrmont Bridge Road and 206 Parramatta Road Annandale • 469-473 Princes Highway, Sydenham Voluntary Planning Agreement • Enmore Road Special Entertainment Precinct • Land classification 49E Hercules Street Dulwich Hill • Land classification 203 Northumberland Street Liverpool • Site specific Local Environment Plan and Development Control Plan changes • Love Your Pub 	<p>Feedback on improving community infrastructure through voluntary planning agreements, evaluation of a special entertainment precinct trial and exhibition of a DCP amendment to bring effect to the Special Entertainment Precinct; site specific planning proposal and DCP amendments, preliminary consultation for a planning proposal to locally list 27 Inner West pubs as heritage protected; site specific DCP amendments.</p>
<p>Policies</p> <ul style="list-style-type: none"> • Model Code of Conduct • Code of Meeting Practice 2022 amendment • Conflict of Interest Policy • Councillor Expenses and Facilities Policy • Councillor and Staff Interaction Policy • Event invitation, speaking and public meeting policy review • Fraud and Corruption Control Policy • Grants and Fee Scale Policy Review • Pedestrian Crossing Warrant Policy • Risk Management Policy • Service Charter • Traffic Management Investigation Policy • Verge Gardening Policy 	<p>Feedback on publicly exhibited policies.</p>

Engagement projects	Why we engaged the community
<p>Public domain and community infrastructure planning</p> <ul style="list-style-type: none"> • Aboriginal Survival Memorial • Balmain Town Hall Precinct vision • Carrington Road cycleway • GreenWay Missing Links • Pride Square • Dulwich Hill Public Domain Master Plan • Marrickville Public Domain Master Plan • Newtown and Enmore Public Domain Master Plan • New Year's Eve alcohol free zones at Balmain • Rozelle Public Domain Master Plan • What makes a great neighbourhood? 	<p>Ideas to plan the future of Balmain Town Hall Precinct and convening a steering committee to make Marrickville Town Hall an entertainment hub; Geographical Names Board consultation to rename the area outside Newtown Town Hall to celebrate WorldPride and the local LGBTQ community; Town Centre Public Domain Master Plans; input into the draft designs of remaining in-corridor GreenWay links; cycleway upgrades; neighbourhood survey by PlaceScore</p>
<p>Strategies and plans</p> <ul style="list-style-type: none"> • Blue Green Grid Strategy • Cycling Strategy • Disability Inclusion Action Plan • Economic Summit • Electric Vehicle Encouragement Strategy 2022 • Key strategic documents - Operational Plan and Budget, Delivery Program, Long-Term Financial Plan • Financial statements • Recreation Strategy and Action Plan 	<p>Input into the development of key strategies and plans that will guide Council's future work.</p>
<p>Stormwater and Flood management</p> <ul style="list-style-type: none"> • Alexandra Canal • Johnstons and Whites Creek 	<p>Exploring options to manage floods in the catchment</p>

Council uses a range of face to face and online methods for community and stakeholder engagement.

Face to face methods undertaken this year include event stalls, community forums and summits, co-design workshops, a design charette, facilitated discussions, pop-up stalls, presentations, roundtables, summits, surveys and workshops. Online methods include ideation, interactive mapping, online meetings, online forms, quick polls, and surveys.

Communication

Council uses a range of print, digital and social media to inform the community about important news, people, places and events.

Print	Digital	Social
Inner West Council News monthly	Council’s website Digital noticeboards	Facebook Instagram
Media releases	Emails	X (formerly Twitter)
Posters	E-news:	YouTube
Flyers	<ul style="list-style-type: none"> Active Inner West 	
Letters	<ul style="list-style-type: none"> Environment and Sustainability 	
Signage	<ul style="list-style-type: none"> Library and history Living arts What’s on Inner West Your Say Inner West 	

Media

The Communications team maintains proactive and reactive media engagement throughout the year, releasing over 100 media statements and addressing multiple media enquiries. We value positive relationships with local and metropolitan media outlets and assist by providing information and coordinating media interviews.



This year, our inaugural Pride Inner West Festival held in the lead up to and during Sydney WorldPride delivered significant media attention. Prime Minister Anthony Albanese formally launched our newly renamed Pride Square in Newtown and the landmark Pride Beacon artwork. This event recieved widespread media coverage and drove high levels of engagement with over 15K page views and a combined social reach of over 75K. We enjoyed a huge 238 media mentions for Pride Inner West, resutling in a potential news reach of 421 million. National media coverage was achieved across print, digital, radio and television for key events including IGLFA World Championships football tournament, Behind Zip Exhibition and the Mardi Gras parade screening in Camperdown Park.

Our groundbreaking and innovative free period product vending machines were rolled out within 10 locations across the LGA. This NSW Council first was covered by media outlets including Nine News, ABC and the Daily Telegraph. We reached 29,050 social media accounts with 1,693 likes, comments and on-shares.

Inner West Council led the way with our support of the Uluru Statement from the Heart, training over 1000 volunteers and driving over 10,000 conversations. The media coverage and community engagement delivered the highest Yes vote in NSW by the Inner West.



Marrickville Music Festival

Events

Council events provide an opportunity for the community to participate in a range of activities that have widespread benefits in terms of increasing social participation, business and economic stimulus and showcase Council’s civic leadership.

Some of the major event highlights of the year are shown below.

Month	Event	Description
July 2022	71 Author Visits	Speaker program that features both high profile and emerging writers. Provides a platform for local writers to share and promote their work locally.
August	Ashfield Aquatic Centre Fitness Course	How to move your body in a safe and functional way, while maximising daily performance.
	Ashfield Aquatic Centre Creche opening	Opening of new outside play area and creche.
	EDGE Celebrate 2044	Bringing together art and the local community to celebrate the postcode of 2044.
	EDGE Sydenham	The program funds local artists, creative spaces and businesses to present new work in the Inner West.
	AKAC	Trans and gender diverse swim night
September to May	Pop Up Music Marathon	90 performances on main streets were supported local performers, small businesses and main streets.
September	Footprints EcoFestival	A family-friendly event with an emphasis on the environment and sustainable living.
	Culture X Ashfield	Celebrating the cultural diversity of Ashfield through music.

Month	Event	Description
October	Mental Health Month	A range of events in recognition of Mental Health Month including an open mic afternoon, Heaps Mad
	Bali Memorial	Commemorating the 20th anniversary of the Bali Bombings.
	Fun and Fit Program Leichhardt Park Aquatic Centre	Ten week fitness program offering Sports Balance, Tee-ball, Hockey, Soccer and Track and Field.
	Built Environment Awards	IWC Heritage Awards ceremony through Marrickville Medal and Urban Photography competitions
	Children's Week	A family event at Leichhardt Family Day Care Centre with activities for children to celebrate the week
	Oxi Day - Marrickville Town Hall	Commemorating the Greek Oxi Day with a wreath laying ceremony and talks
	Celebrate Enmore Road	25 activations on Enmore Special Entertainment Precinct's licensed venues, retailers and footpaths.
November	Stanmore Music Festival	Street music festival, celebrating the life of Richard Gill, Stanmore resident and supporting Inner West music
	All aquatic centres	School swimming carnival season
	Remembrance Day	Commemoration of Remembrance Day with Balmain Rozelle RSL Sub-Branch
	Marrickville Music Festival	Street music festival, showing Marrickville as a Live Music capital
December	Little Vietnam Launch	Launch of the Little Vietnam precinct in Marrickville
	Darrell Jackson Gardens Upgrade	Park upgrade including sportsfield, playground and BBQ area
	Balmain NYE	Operations to activate foreshore parks in the Balmain peninsula
	Inclusion Festival	A celebration for National Day for People with a Disability
February 2023	Seniors Week	Council and community led events to celebrate Seniors Festival, including free access to all aquatic facilities and a seniors' morning tea
	Pride Inner West	A vibrant celebration of the LGBTQ community through over 60 events to celebrate World Pride
	Ashfield Aquatic Centre Trans and Gender Diverse Event	Free access to Ashfield Aquatic Centre pools with inflatables and music
	Mardi Gras screening	Showing of the Mardi Gras parade for local residents and families
	Summer Fest	Festival with a focus on children's music and activities
	Dawn Fraser Baths Open Day	Free entry to Dawn Fraser Baths with inflatables and activities including face painting
March	Leichhardt Park Aquatic Centre Aquafest	The Wett Ones and the Sydney Stingers competition
	International Women's Day	Program included a speaker series on Australian Greek women in leadership, film screenings, bike maintenance and cycling courses, exercise and yoga classes, and a community BBQ
	Ashfield Aquatic Centre Accessibility Day	Free entry into Ashfield Aquatic Centre pools with activities and games



Bairro Português -
Petersham Festival



Stanmore
Music Festival



Oxi Day



Ashfield Aquatic
Centre Trans and
Gender Diverse
swim night



Little Vietnam
Launch



EDGE Sydenham

Month	Event	Description
March	Bairro Português - Petersham Festival	Street festival, celebrating the Portuguese cultural heritage of Petersham
	Inner West Economic Summit	The Summit covered Inner West's strategic business advantages, community wealth building, future growth and opportunities
	Our Voices, Our Stories - Not Silenced	Range of performances to celebrate International Day of Elimination of Racial Discrimination
April	Inner West Film Festival	Inaugural Inner West Film Festival - with free opening night and weekend program of films
	Inner West Economic Summit for evening economy	The Summit covered Inner West's strategic business advantages, community wealth building, future growth and opportunities from a night time economy perspective
	Disability Pride	A community led event celebrating Disability Pride
	Connect. Participate. Celebrate. Youth Week	A range of events for youth that included a Youth Advisory Committee.
	ANZAC Day	Commemorated ANZAC Day around the Loyalty Square War Memorial
	Jazz in the Park	Balmain music event showcasing Inner West live music
	Balmain Rozelle Food & Art Festival	Activation program to support local retailers in the Balmain Rozelle area
	Leichhardt Park Open Day	Free entry to Leichhardt Park Aquatic Centre with activities including face painting.
	SES Volunteer Awards	SES Volunteer ceremony
May	Community Awards ceremony	Citizen of the Year and Amy Large Volunteer Award ceremony
	EDGE GreenWay	Showcasing Inner West creatives and their practices on the GreenWay
	EDGE GreenWay Creative Trails	Spotlighting Inner West as the cultural engine of global Sydney with immersive arts programs, site specific placemaking, sector capacity building, art in creative spaces, activations and economic development.
June	Celebrate South King Street	42 activations were held on South King Street to support local arts and small businesses. Performances were held at licensed venues, retailers and on the footpath.
	The Spirit of Welcome Community Festival	Delivered by Settlement Services International and supported by Council, a cross cultural and family friendly festival to showcase the cultural and artistic contributions refugees make to their new home
	Kendrick Park Playground upgrade	Playground Upgrade Opening
	Rose St Park Upgrade	Playground Upgrade Opening
	Rowe Playground upgrade	Playground Upgrade Opening



Volunteers

Inner West Council works in partnership with the community in supporting community priorities and programs including arts and culture, the environment, LGBTIQ, and sport and recreation.

The table below lists volunteer numbers supporting selected Council services during the last year.

2022/23	Library	Community	Environment
Bushcare/Nursery volunteers	-	-	705
Hannaford Community Centre volunteers	-	9	-
Youth development volunteers	-	69	-
Library Duke of Edinburgh and Justice of the Peace	24	-	-
Uluru Statement of the Heart volunteers	-	1,100	-
TOTALS	24	1,178	233

Uluru Statement from the Heart

Following a unanimous resolution of Council, a unique initiative was undertaken to train over 1000 volunteers to promote and build community awareness of the Uluru Statement From The Heart and reconciliation with Aboriginal and Torres Strait Islander Peoples. The project was created with the collaborative support of Council's Aboriginal and Torres Strait Islander Advisory Committee and is a major Reconciliation initiative of Council's 2022 Reconciliation Action Plan, which has been endorsed and recognised by Reconciliation Australia as leading practice. Council began recruiting volunteers for the project in July 2022.

By March 2023, 1,100 people had been trained, building on the 340 trained in 2022. A train-the-trainer package is also offered for those who wish to take the message to groups and organisations. Of the participants, 80% are from the Inner West and the remainder are from across NSW, reflecting the unique nature of the project.


As a result of the training, more than 10,000 conversations have occurred, and 160 people participated in the train-the-trainer community sharing insights and practice on what works when communicating with groups of people in workplaces, schools, clubs and voluntary associations.

Bush Care

Council has 13 active Bush Care sites that volunteers attend at various times throughout the week and on the weekend. Each site is well attended and volunteers are supported with a Council site supervisor. The volunteers are engaged in bush regeneration and land conservation activities across the LGA. A trainer regularly provides training and assistance on the various bush care activities.

Hannaford Centre

The Hannaford Centre offers a huge range of wellbeing activities for people aged 55yrs+. Committed volunteers assist with providing one on one tech help to older people who bring along their own phone, tablet or laptop



or use the desktop computers at the centre. Every week the volunteers provide help and guidance with any computer related question or advice.

Volunteers also assist at Council's two-course lunch, morning and afternoon tea and live music session that are held every Tuesday. Transport is provided and volunteers assist with serving lunch, bingo calling and various other support roles at this weekly event.

Quote from a Tech Help user.

"I have been there a couple of times this year to see Kerry Lee and Anastasia and I just think that the whole setup is wonderful! What you have there, the women and men who volunteer their time is just exceptional and they're so helpful and so patient."

- Meg, Hannaford Member



Libraries

All of the libraries work closely with the community volunteers. Volunteer Justices of the Peace attend the libraries each week with the libraries promoting the service and managing bookings.

TAFE and University students undertaking courses of study related to librarianship also volunteer for extended periods (up to six weeks) to obtain work experience about the library workplace.

Council also supports young local people who are undertaking the Duke of Edinburgh Awards. As a requirement of the Awards, participants must volunteer and libraries support them to gain this experience.

Our Teen Tech program, introduced in 2022, is an innovative way to bring together the generations by teaming tech-savvy students with older internet users in an intergenerational technology support program. As part of the Voluntary Service component of their Duke of Edinburgh International Award, students guide adult library patrons through common issues with their

devices and online platforms. These term-long drop-in sessions aim to empower older users to stay connected in an increasingly digital world. As more older people want to learn how to get online and stay connected, we aim to address the divide in digital literacy while also bridging the intergenerational divide.

Youth Week Volunteers


Council is committed to putting the voices of young people at the heart of our community, this year's Youth Week Program was co-designed and delivered through a youth-led working group.

Council facilitated the working group of 16 young volunteers between the ages of 12–18, including two members of Council's Young Leaders Local Democracy Group. Council's Youth Development Officers facilitated workshops and mentored the volunteers. The young people designed and delivered a suite of inclusive and collaborative youth week events.

The group worked collaboratively across Council and with external partners, including 3Bridges, Midjurburi Youth Resource Centre, Twenty10, and Futureproof Youth Music Festivals. The group designed and delivered the following activities:

- Glitterball: A Queer prom for young people aged 12–21
- Youth Take Over the Park (Summer Hill)
- Futureproof Youth Music Festival

This initiative was successful at achieving the Local Government Award for the Most Inclusive Youth Week Program.



In 2022, Young Citizen of the Year awarded jointly to Nabilah Chowdhury and Ruby Bron. Emerging Young Citizen to Aoibhe Carty. Citizen of the year awarded jointly to Cheree Toka and Liz Yeo

Citizen of the Year Awards

Council provides awards for young, adult, senior and teams of volunteers through its Citizen of the Year and Amy Large Adult Volunteer Awards.

Indigenous activist Cheree Toka and the long-standing leader of Newtown Neighbourhood Centre, Liz Yeo, are Inner West Council's 2022 Citizens of the Year.

Cheree Toka is a proud Kamilaroi woman, Dulwich Hill resident and activist who initiated and led the campaign for the Aboriginal Flag to fly permanently over the Sydney Harbour Bridge.

Liz Yeo was until recently CEO of Newtown Neighbourhood Centre which throughout the pandemic carried out critical work with some of the most vulnerable members of the Inner West community.

As well, Liz's dynamic and compassionate leadership came to the fore after the Newtown boarding house fire. She not only continued her advocacy work for those who live in boarding houses, sometimes under terrible conditions, but also fundraised and cared for the survivors.

The 2022 Senior Citizen of the Year is Pui Kuen Li, honoured for her longstanding involvement in CASS Ashfield Environmental Group.

The group has volunteered to tidy the main streets of Ashfield for over 20 years as part of the annual Clean Up Australia Day.

Two young people have jointly been named Young Citizen of the Year, both for their climate activism.

Nabilah Chowdhury was awarded 2021 Young Conservationist of the Year and received a full scholarship to the National Youth Science Forum. She is a Youth Leader for the Taronga Zoo Conservation Society, a UN Youth delegate, is on the National Youth Leadership Council at the Jane Goodall Institute and has been a key contributor in the School Strike 4 Climate Movement.

Ruby Bron is a leader of School Strike 4 Climate Sydney, involved in events including 'Fridays for our Futures' and 'School Strikes' which thousands of school children and Sydneysiders have participated in. She is also an organiser for the 'It Only Takes One Minute' campaign, reaching out to the Federal Government to act on plastic waste and successfully campaigned for a more gender-inclusive uniform at her Inner West school.

The 2022 Citizens of the Year were honoured at a special reception at Ashfield Town Hall on Monday 4 July.

Awards

Council won recognition for several significant projects during the year as listed below.

2023 Local Government Professionals Australia Awards

Winner Community Partnerships (population over 150,000)
Love Your Home Ground (litter prevention project).

2022 Local Government Week Awards – RH Dougherty Award

Winner – Most Inclusive Youth Week Program (Inner West Council's Youth Week Festival)

Highly commended, (Division C, population >70,000) – Young Creatives Awards

2023 National Trust Heritage Awards

Highly Commended, Education and Interpretation, History Site Study Marrickville Metro – Inner West Council Libraries

2023 Royal Life Saving Awards

The Aquas Winner Excellence in Aquatic Supervision

2022 Local Government Excellence in Environment Awards

Overall category winner and Winner Division C (LGA with over 70,000 residents) Local Sustainability Awards for Powering Towards Zero Emissions.

Winner Division C – Behaviour Change in Waste Award for Championing Food Recycling in Apartments.

2023 Australasian Reporting Awards (ARA)

Winner Bronze Excellence in Reporting, Inner West Council 2021/22 Annual Report.



Annual National Trust Heritage Awards

The heritage restoration of Dawn Fraser Baths has won the prestigious President's Prize at the 28th annual National Trust (NSW) Heritage Awards

2022 Master Builders Awards

Ashfield Aquatic Centre

Winner – Excellence in Construction (Sporting Facilities)

Haberfield Library

Winner – Excellence in Construction (Refurbishment/ Renovation/Extension)

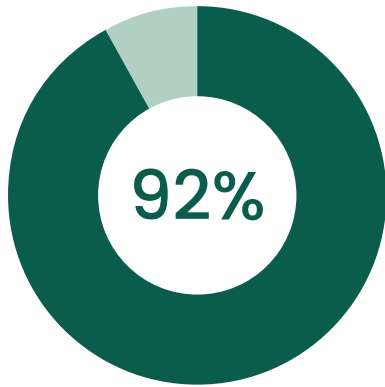
Dawn Fraser Baths

Winner – Excellence in Construction (Restoration/ Adaptive Re-use of an Historic Building)

Community Survey Highlights

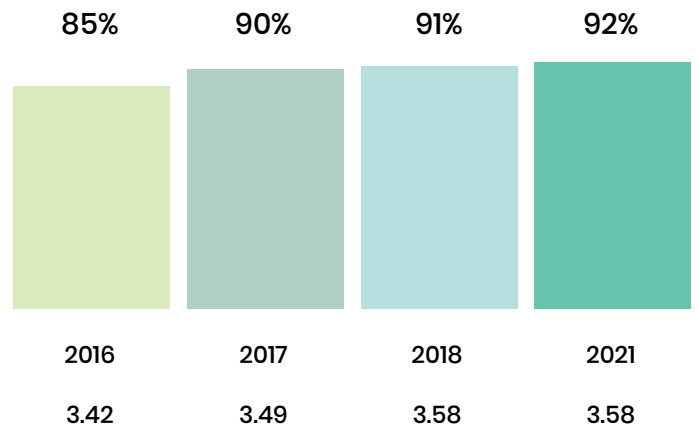
In May 2021 Council commissioned an independent research organisation to conduct its community satisfaction survey.

The community satisfaction survey guides Council's planning and service delivery to ensure we are responsive to resident needs and expectations. The next community satisfaction survey will be undertaken in early 2024.

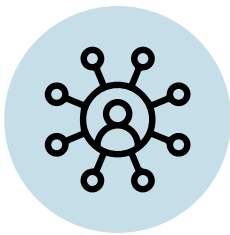


92% of residents are satisfied with the performance of Council over the last 12 months

All satisfaction ratings are mean scores out of a possible 5



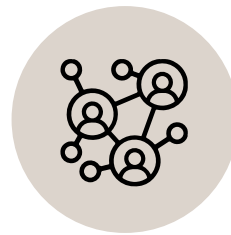
The four key drivers of satisfaction are:



Council's integrity and decision making



Community's ability to influence Council decision making



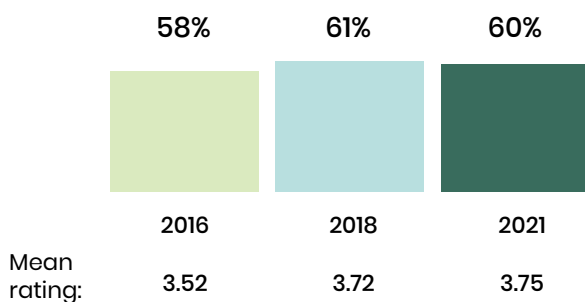
Long term planning for the area



Provision of Council information to the community

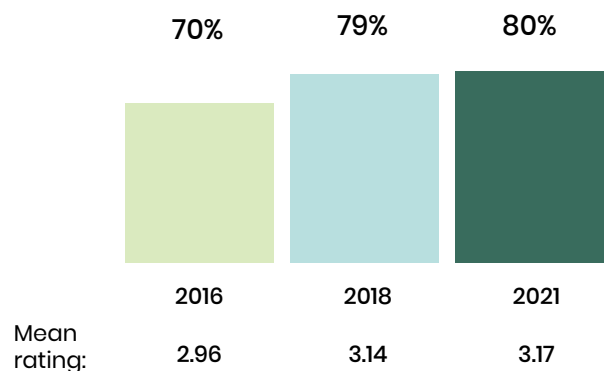
Satisfaction with Council's community engagement

60% of residents rate Council's community engagement as 'good to excellent'



Satisfaction with Council's integrity and decision making

Satisfaction with Council's integrity and decision-making has significantly increased



Residents' priorities for Council in the future

In 2016 residents expressed concern about the amount of development occurring in the LGA, the flow-on effects of traffic congestion, population growth, public transport, parking, lack of green spaces, and environmental issues


In 2018 like nearly all Sydney LGAs, development, population growth and congestion were viewed as the primary challenges

In 2021 managing the challenge of population growth and prioritisation of further protections for our local environment were the key concerns

Top challenges facing Inner West Council area over the next 10 years



Managing development/adequate planning/overdevelopment (38%)



Environmental protection/managing pollution/climate change/maintaining and provision of green open spaces (31%)



Traffic management/congestion (27%)



Availability of/access to/improving public transport (15%)



Housing affordability/availability (13%)

Top 5 importance and satisfaction areas

Top 5 importance

- Access to public transport
- Household garbage collection
- Encouraging recycling
- Safe public spaces
- Protecting the natural environment

Top 5 satisfaction

- Library services
- Swimming pools and aquatic centres
- Maintenance of local parks, playgrounds and sporting fields
- Community centres and facilities
- Household garbage collection

Our Organisation

The background is a solid teal color. Overlaid on this are several white line-art elements. A large, thick white arch starts from the left edge and curves towards the top right. Below this arch, there is a white outline of a house-like shape with a peaked roof. To the left of the house, there is a white stepped staircase shape that descends from left to right.

Structure

Executive Team

Council's administration is led by General Manager Peter Gainsford, who joined Inner West in May 2021. The General Manager is supported by four Directors, who along with the General Counsel, comprise the Executive team.

The General Manager is responsible for the overall operations of Council's administration including ensuring the implementation of decisions of the Council, delivery of commitments as guided by the Delivery Program and Operational Plan, and for Council's workforce, as well as ensuring the organisation meets its obligations.

Leadership Team

Council has also established a Leadership team of 23 comprising the Executive and senior managers.

The purpose of the Leadership Team is:

- to work with the Executive regarding the day to day running of Council
- to consider matters involving budget, policies, employee engagement and culture, risk management, Work Health and Safety and customer service
- to lead Integrated Planning and Reporting and developing and implementing the corporate priorities
- to assist the organisation developing and living Council's values



Information on the remuneration of the General Manager is included in the Statutory Information Appendix at page 143.

Our Executive

Peter Gainsford,
General
Manager



Peter is a highly motivated and dedicated General Manager, with proven ability to transform and improve organisational performance and leadership capability. He considers trust, transparency, integrity and accountability important, is results oriented and motivated to understand community outcomes and advocate to all levels of government. He has excellent analytical skills, political and commercial acumen, and the ability to develop innovative solutions.

Experience: General Manager, Inner West Council May 2021, CEO Canada Bay Council 2018-2021, Deputy General Manager Inner West Council 2016-2018 & Director of Infrastructure at the former Leichhardt Council 2003-2016

Qualifications: Master of Business Administration, Macquarie Graduate School of Management Bachelor Civil Engineering, UTS

Matthew
Pearce,
General
Counsel



Matthew is an experienced and highly skilled corporate lawyer wearing many different hats in the provision of expert and strategic legal advice to the Council. He has political acumen, strong interpersonal skills and emotional intelligence with a mindset which promotes the Council's values and culture. As a member of the Executive, Matthew ensures a high degree of professional ethics, integrity and gravitas in the decision making of the Council.

Experience: General Counsel, Inner West Council since Nov 2021; General Counsel and Senior Manager at Hills Shire Council, Gosford City Council, North Sydney Council, Penrith City Council

Qualifications: Bachelor of Arts and Bachelor of Laws Macquarie University, Master of Science Macquarie University, Master of Planning Macquarie University, Accredited Mediator Resolution Institute




Ruth Callaghan,
Director
Community



Ruth is an experienced C suite Executive, Board member and CEO. She has highly developed skills in developing and delivering community services in the not-for-profit and government sectors. She also has regulation and stakeholder relations experience with proven expertise in leading strategy, people, culture and change to enhance outcomes. Her career focus has been human service delivery and policy experience, including in disability and allied health, childcare and early education, community services.

Experience: Director, Community Inner West Council since Dec 2021; General Manager, Community Initiatives, Woodville Alliance 2018-2021; Non Exec Director, The Banksia Project 2018-2021; General Manager, Stakeholder Relations, Northcott 2016-2018; Executive Director, Early Childhood Education and Care, NSW Department of Education 2012-2016

Qualifications: Masters in Public Policy, UNSW; U Syd, Bachelor of Arts (Honours) History and Psychology

<p>Simone Plummer, Director Planning</p> 	<p>Simone is a successful change agent, who has introduced transformative processes and a creative approach to traditional local government responsibilities. This includes end to end digital development assessment, partnerships with the Department of Planning, and E-Planning delivering process efficiencies in local government and its customer services. She is committed to service delivery, community priorities, sustainable environmental management and development of strategies and implementing actions. Simone won the Minister's Awards for Women in Local Government 2019 for a metropolitan council.</p>	<p>Experience: Director Planning, Inner West Council since Jan 2022, Senior roles at Sutherland Shire Council as Operations Manager, and Development Assessment and Certification Manager.</p>	<p>Qualifications: Master Environmental Planning, Macquarie Uni; UNSW, BA, IR and Psychology</p>
<p>Kelly Loveridge, Director Corporate</p> 	<p>Kelly is a highly experienced executive in both the private and public sector across infrastructure and corporate services. She has demonstrated leadership skills to motivate and engage diverse multi-disciplinary teams with ambition and drive to deliver consistent and high-quality outcomes. She is highly effective in building relationships with stakeholders across all levels of Government, community and private organisations. She is focused on achieving strategic objectives and has sound judgement, together with strong political and business acumen.</p>	<p>Experience: Director Corporate, Inner West Council since Jul 2022; Director City Services & Assets, Acting General Manager, City of Canada Bay 2018-2021. Inner West Council 2016-2018</p>	<p>Qualifications: UNSW Master of Technology Management, Business Administration, Management and Operations; UTS, Bachelor of Engineering, Civil Engineering, (first class honours); AICD</p>
<p>Ryann Middei, Director Infrastructure</p> 	<p>Ryann has a corporate and strategic mindset that prioritises the delivery of services and infrastructure for the community while harbouring team innovation, creativity and opportunity.</p>	<p>Experience: Director Infrastructure, Inner West Council since Oct 2022; City of Ryde 2017-2022; City of Canterbury Bankstown 2015-2017, Leichhardt Council 2011-2015, 2006-2011</p>	<p>Qualifications: UTS, Master of Engineering Management, WSydUni, Bachelor of Engineering (Hons), Civil Engineering</p>

Workforce profile

Inner West Council strives to be a local government employer of choice, offering a fair and flexible approach to work with wide-ranging staff benefits.



1,581

Total number of employees as at 23 November 2022



- 898 full time
- 123 part time
- 504 casual
- 56 fixed term

Age profile



- 50 and over: 41%
- Under 50: 59%

Gender



- Female: 52.6%
- Male: 47.4%

Gender in leadership roles



- Female: 49%
- Male: 51%



Average years of service

Age profile of Council's workforce

Female (52.6%)			Male (47.4%)		
Casual	Full time	Part time	Casual	Full time	Part time
19.5%	25.7%	7.4%	12.4%	35%	1.3%

	Casual	Fixed term	Permanent
17-24 (14%)	12%	1%	1%
25-34 (17%)	6%	1%	10%
35-49 (28%)	7%	1%	21%
50-59 (25%)	4%	1%	20%
60-69 (16%)	3%	0%	13%



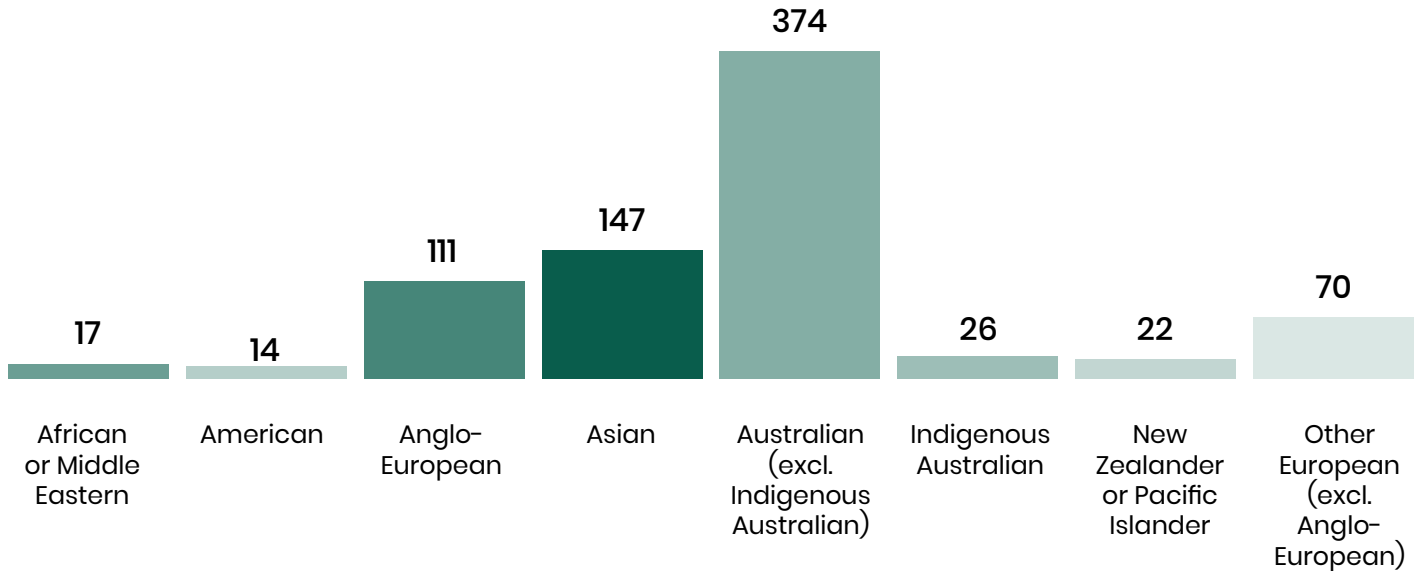
Annual Reporting of Labour Statistics

Statement of total number of persons who performed paid work on Wednesday 23 November 2022 including the total number of persons who performed paid work.

The number of persons directly employed by the council on:	Headcount: 1581
permanent full-time basis	898
permanent part-time basis	123
casual basis	504
under a fixed-term contract	56
The number of persons employed by the council who are "senior staff" for the purposes of the Local Government Act 1993;	1
The number of persons engaged by the council, under a contract or other arrangement with the person's employer, that is wholly or principally for the labour of the person	164
The number of persons supplied to the council, under a contract or other arrangement with the person's employer, as an apprentice or trainee.	Apprentice: 2 Trainees: 5
people who received pay for having worked on 25 May 2022	1065

Diversity of staff at Inner West Council*

The following section highlights how the Inner West Council supports a diverse workforce.



Council remains committed to maintaining its Equal Employment Objectives to recruit skilled and diverse candidates from all backgrounds and stages of life.

The data for the above graph* indicates where cultural background is the cultural/ethnic group(s) to which a staff member feels they belong or identify with.

This background may be the same as their parents, grandparents, or their heritage, or it may be the country they were born in or have spent a great amount of time in, or where they feel more closely tied to. There is no standardised method to count or report on cultural diversity.

Council is committed to having a safe workplace where staff from all backgrounds can feel comfortable being themselves at work..

Diversity summary

- 3% identify as Australian Aboriginal
- 4.9% identify as a person with disability
- 2% identify with a gender identity that is non-binary or another term
- 9% identify with a sexual orientation other than heterosexual
- Our highest shared cultural backgrounds after "Australian" (excl. Australian Aboriginal/Torres Strait Islander) in order are:
 - Asian
 - Anglo-European
 - Other European (excl. Anglo-European)

*Staff Performance and Engagement Survey August 2023

¹ **Disability** results from physical, psychiatric, intellectual, psychosocial and neuro-diverse or sensory differences that, in interaction with attitudinal and environmental barriers, may hinder the person's full and effective participation in the workplace on an equal basis with others.

² **Gender** identity refers to current gender, which may be different to sex recorded at birth and may be different to what is indicated on legal documents.

³ **Cultural background** is the cultural/ethnic group(s) to which you feel you belong or identify. This background may be the same as your parents, grandparents, or your heritage, or it may be the country you were born in or have spent a great amount of time in, or you feel more closely tied to.

Further information on Council's Carer Recognition, Equal Employment Opportunity is included in the Statutory Information.

Culture, Leadership and Strategy

Council's vision, and values drive and guide the organisation to achieve its purpose and reflect where it is as an organisation and where it wants to be in the future.

Our Strategic Framework

During the year, Council's Strategic Framework was launched by the Executive Team as the next stage of its cultural change journey, and comprised:

- Our purpose – why we exist
- Our Community Strategic Plan Directions – where we are going
- Our Values – how we behave
- How we'll get there – outlining the five essential pillars to help us achieve our strategy:
 - o People: Creating a great work environment for your team and colleagues
 - o Customer: Ensuring our community has a wonderful customer experience
 - o Service: Delivering great services to the community
 - o Innovation: Getting better each year to ensure our long-term financial sustainability
 - o Work Health and Safety – Keeping our staff and community safe

These five pillars form the basis of all employees' performance objectives.

Our Workforce Management Strategy (WMS)

The WMS drives the organisation's commitment to delivering the best value services to our community. This was reflected in our 2021 engagement survey results that showed 61% of our staff are proud to be working at IWC. Council conducted its 2023 Staff Performance and Engagement Survey in August 2023. Resulting in 65% of our people who are proud to be working at the IWC, and this is an increase of 4% on the previous survey.

The core of the WMS was developed through extensive consultation with a focus on data, research and analysis. It is fundamental in mapping out the stages of the cultural change program and addressing workforce challenges through the following objectives:

1. Investing in our people and community through technology.
2. Developing a sustainable workforce.
3. Sourcing skilled employees in a competitive market.
4. Reducing risks and optimise efficiencies with knowledge management.
5. Developing and articulating our employee value proposition.
6. Retaining and attracting an inclusive and diverse workforce.

As a learning organisation, the implementation of the WMS benefits the community and staff through the increased Employee Value Proposition (EVP) and improvements in processes and systems that arise from these.

Education, Training and Development

Strategic leadership capability is a key priority for the Council due to its strong correlation to improved customer service, staff engagement and organisational productivity.

Employee development, traineeships and leadership development are key priorities to drive improved customer service, staff engagement and organisational productivity. Over 1,000 education and training programs are available each year to employees to enhance and develop into their roles and expand their skills.

Highlights undertaken during the year were:

- **Authentic Leader program.** This customised leadership and cultural change program is underpinned by the Office of Local Government's Capability Framework. In November 2022, 104 leaders graduated from the program. The second cohort of 100 more leaders completed the program in September 2023.



The Authentic Leadership program that Council has in place aims to build leadership skills and capabilities, drive cultural change and strengthen the workforce.

The program integrates with the NSW Local Government capability framework, Emotional Intelligence profile, Inner West Council values, and the Enneagram profiling tool. It has an emphasis on transparency, genuineness, and honesty to empower Council leaders to build genuine relationships with employees by inspiring trust and fostering a positive work environment. This leadership program aims at leadership excellence through improving the quality of relationships with colleagues and customers. Leaders are guided to understand their areas of strength and development against a comprehensive capability framework focusing on three areas of leadership — leading self, leading others and leading the organisation.

Following the success of the Authentic Leader program's "Enneagram" component, the "Enneagram" concept was offered to teams throughout the organisation that wanted to increase efficiency and cohesion. This understanding and insight has boosted engagement and communication. These were mapped against the capability framework for our staff.

After the completion of the first round of Authentic Leaders training, there was a reported noticeable change in both the quantity and quality of one-on-one meetings between managers and staff.

Managers and supervisors report they now have a toolkit to manage and navigate difficult conversations whether it be through perceptual positioning, 'pace-pace-lead' conversations or coaching. Managers incorporate discussions with their teams about their Towards and Away values, through the Workplace Values Inventory,

The financial benefits realised through the observable effects of the program are increased productivity, avoiding unnecessary recruitment and higher staff retention through increased engagement.

The integration with the Local Government standard allows individuals to identify their strengths and development and map it against their chosen career pathways.

The post course feedback shows the program has been outstandingly successful with an extremely high percentage of practical or expert levels understanding across six components of the program. The leaders present on the positive impact the 'Authentic Leader Program' continues to have on their leadership skills and passion to lead, which is mirrored in increased engagement with their teams.

A second **Leaders Day** was held in November 2022, with nearly 200 leaders gathered from across Council at Marrickville Town Hall. This event drew a connection to Council's purpose and values, as well as the importance of investing in people, delivering quality services to

the community, providing great customer service and through innovation.

- **Reward And Recognition.** Council held its annual recognition and values award ceremony in late 2022. There were 111 recipients for this ceremony. Five awards were given for the best role models of our five values of Integrity, Respect, Innovation, Compassion and Collaboration. Staff BBQs and celebratory events are organised across Council via Directors as part of their responsibilities to lead culture.
- **Gender Equity Strategy.** Inner West is one of only two councils in NSW with a gender equity strategy. A key Gender Equity Strategy action has been to produce a video highlighting Women in STEM (Science, Technology, Engineering and Mathematics) and non-traditional roles. The video aims to challenge gender stereotypes, encourage gender diversity and the diversity of roles that Council has available while showcasing the Inner West Council as a great place to work.
- To complement the *Gender Equity Strategy 2021 – 2025*, a pilot of Gender Equity training was developed and rolled out to employees. This received the positive feedback of participants, and a second group session is planned for the next financial year.
- **Mental Health First Aid.** There has been an increase in the numbers of accredited Mental Health First Aiders with over 150 of our employees trained.
- **Strategic Framework Engagement.** To communicate its corporate strategy and customer experience philosophy, all permanent staff were invited to nine half day sessions in June 2023. These sessions were facilitated by the General Manager and senior staff.

The sessions introduced the organisational pillars into the Goals strategy for 2023/24. Over a five-week period during May/June, all permanent staff were invited to attend a General Manager and Directors hosted half-day session. Staff learnt about Council's strategic framework, achievements and priorities and engaged in discussions about how to improve customer experience for the Inner West community.

The sessions provided an opportunity for staff to learn about the strategy and the part they play in its delivery. Staff were provided with insights into how the strategic framework underpins their performance objectives.

This type of engagement with staff had never been undertaken before across the organisation. There was 77% of staff that agreed or strongly agreed with the statement: "This Strategy and Customer Experience event was informative, and I enjoyed meeting colleagues from across all Council departments."

There was also 71% of staff that agreed or strongly agreed with the statement: "This event helped me to understand the strategy and the part that I can play to support council to deliver on these strategic directions".

Here are some examples of the programs that we have tailored to support our strategic framework and continue to deliver on our promise of being a learning organisation.

- The "How to Manage Customer Service Conversations by Living Our Values" course was delivered for teams that are in frequent contact with the public.
- To ensure the continued benefits of the Authentic Leader program are realised Council implemented the key learnings through assignation to leaders in their 2023/24 performance goals.
- Council has commissioned the TechOne learning management module to better see position profile and employee profile gaps and inform training programs.
- Council has developed a bespoke online training module on Customer Request Management to augment the quality of customer experience.

Council's Values.

Council's values continue to be embedded in our employee's performance plans. Behavioural statements were provided to clarify expectation of all employees.

Technology Improvements.

Major improvements are currently underway in reviewing and improving the technology available for employees in relation to their personal data, managing their working hours and timesheets, application for leave and performance planning.

Employee Value Proposition

Our Workforce Management Strategy outlines the Employee Value Proposition rewards and benefits Council staff in return for their skills, performance and productivity. It encompasses everything that is meaningful to employees in relation to their work including:

- Remuneration
- Professional development
- Flexible and hybrid work arrangements
- Wellness programs
- Reward and recognition
- Clarity of direction
- Culture of the organisation.

The Employee Value Proposition along with the Workforce Management Strategy continue to evolve to support the embedding of the cultural change program across all facets of the organisation. Staff are supported to deliver against strategic outcomes while operating consistent with the agreed values and commitments.

Clear performance indicators are developed through a values-based performance appraisal for every employee. Rewards and recognition are delivered as due.

There is a direct investment in staff both professionally and personally from the first day of employment. As a learning organisation the Council's Employee Value Proposition reflects the rewards and benefits that employees are offered in return for their skills, performance and productivity. Equal employment opportunity and gender equity are maintained as part of the workplace strategy and Council has a progressive rewards and recognition program.

Employer of Choice

Council successfully submitted an application in March 2023 to the Australian Business Awards to be recognised as an Employer of Choice. These Awards recognises organisations that demonstrate the core values of business and product innovation, technological achievement and employee engagement.

As an award winning organisation Council is able to use the prestigious winners' marks and phrases to publicise achievements through marketing, promotion, advertising and public relations activities.

EEO Data/Workforce Diversity Information

Aboriginal and/or Torres Strait Islander

Council's Aboriginal employees represent 3%* of our workforce.

Gender Identity

Inner West Council's gender profile is relatively balanced between female and male gender identities at 52.6% and 47.4% respectively. Our 'non-binary' and 'I use a different term' employees are represented at approximately 2%*

LGBTQ

Our LGBTQ employees represent 9%* of our workforce.

Disability

4.9%* of our employees have shared they live with a disability. Inner West Council uses the social model of disability, and its intention is utilised in the Disability Inclusion Action Plan.

CALD

Please refer to the cultural background table on page 84.

Locals

Up to 37.6% (including casuals) of our employees are also local residents who live in the government area.

*Staff Performance & Engagement Survey August 2023



Work Health Safety and Wellbeing

Council continues implementing its Work Health and Safety (WHS) Strategy enabling a positive and safe workplace culture through effective leadership, systems and processes.

In August 2022, Council introduced a web-based reporting system for incidents called the Safety Vault Management System. This transitioned Council's manual reporting to a real-time event reporting platform.

Since the implementation of Safety Vault across Council, there has been an 119% increase in reporting volumes of WHS incidents (total number of reports). This reflects a significant improvement in Council's WHS reporting culture. Hazards are being proactively reported which enables the identification and management of safety concerns before incidents arise.

Workplace incident reporting increased from 133 in 2021/2022 to 371 in 2022/2023. This reporting number continues to grow in the current year. This shows that there has been a positive shift and proactive safety reporting. It also demonstrates an improved engagement by staff of the Safety Vault reporting system.

WHS claims have risen from 72 to 88. Of those 88 incidents the majority were from falls, trips and slips and stresses to the body.

Highlights during the year included:

- The transition to **Safety Vault has resulted in 100%**

of notifiable investigations being completed due to real-time reporting and the streamlined ability to electronically action in a timely manner.

- The **Lost Time Injury Frequency Rate (LTIFR)** was 27.3 in 2020/2021, 22.2 in 2021/2022 and 12.39 in 2022/2023. There is a significant improvement to Council's LTIFR rate. This is also less than the local government industry benchmark of 12.85, which is set by SafeWork Australia.
- Trained over 150 employee mental health accredited champions.
- Council also supports the staff with mental health by focusing on promoting awareness of the free and confidential services available through our EAP provider, Converge. For example, **Legal Assist** – this provides employees access to experienced legal advisors through EAP; **13YARN** – this is an Aboriginal & Torres Strait Islanders crisis support line, run by Aboriginal and Torres Strait Islander people. It is a free and confidential service available 24/7 from any mobile or pay phone; **Career Assist** – this helps employees and their immediate family and/or housemates with career development and planning, resume writing, job-seeking assistance, interviewing skills and vocational counselling.
- Continue to provide free health checks each year including:
 - fitness assessments, influenza vaccination and skin
 - health checks for all outdoor and operational staff.
- Monthly wellbeing theme promotions highlight the importance of various health and wellbeing topics. The themes have included addictions, psychological safety, breast cancer awareness, menopause and safe work month.
- A MENToring program has been trialled and delivered to male leaders to address the trends of gendered mental health issues. The aim was to empower this cohort to mentor other men and provide both wisdom and perspective. It has been warmly received as it addresses generic themes and acknowledges and addresses specific male challenges without compromising other gender equity initiatives.

Council's services

Council has 39 services which contribute to achieving the Vision and Strategic Directions.

The services are described below with the relevant Strategic Direction to which they contribute.

Operational Service Area		Overview of Service	Strategic Direction Number (SD)
1	Early Learning	Provides appropriate education and care services for children aged 0 to 12 while complying with relevant legislation and regulations and supporting parents and carers to undertake personal and work-related activities.	SD4
2	Libraries and History	Provides library and history services to the community as well as access to free information, technology, programs and safe spaces to encourage lifelong learning.	SD4
3	Community Venues	Facilitates public use of Council's venues including halls, outdoor spaces and meeting rooms.	SD4
4	Community Centres	Provides staffed community centres and inclusive programming.	SD4
5	Community Wellbeing	Promotes community wellbeing and social cohesion while advocating and promoting inclusion and access, acknowledge and celebrate community and cultural diversity while supporting and building community capacity.	SD 2, 3, 4
6	Social and Cultural Planning	Delivers social and cultural strategies, conceptual thinking, engagement and relationships and collaborate to deliver best practice outcomes.	SD 2, 3, 4
7	Living Arts	Positions the Inner West as Sydney's leading hub for arts and culture while working to enliven the cultural life of the Inner West and activating the public domain. They build local and regional audiences and facilitate services, programs and events that develop local creative capacity.	SD3
8	Events	Delivers Council events, showcases and connects Inner West communities and builds community and local business capability through collaboration with internal and external stakeholders.	SD3, 4
9	Resource Recovery	Delivers resource recovery and waste services including managing the delivery of Council's waste collection services, either directly or via contractors, including, garbage, food organics, recycling, garden organics, clean up services and hazardous items. Manages weekend transfer station and community recycling facilities.	SD1
10	Civil Maintenance	Maintains roads, footpaths, street furniture and infrastructure, manages restorations including infrastructure audits.	SD2

Operational Service Area		Overview of Service	Strategic Direction Number (SD)
11	Parks and Streetscapes Operations	Manages landscape maintenance, road reserve landscaping, verge gardens and streetscape maintenance including street sweeping, commercial area cleaning, verge mowing and weed control, maintenance of public parks and gardens, and establishment, maintenance and renovations of open space areas and sporting grounds.	
12	Capital and Major Projects	Investigates, plans, designs and delivers sustainable infrastructure including overseeing the design and delivery of capital projects and renewal and upgrade of Council's assets.	SD4,5
13	Engineering Services	Manages Council's infrastructure assets and oversees the engineering aspects of development, issues and oversees permits for developer works, utility installations, construction related activities, filming and occupancy of Council's roads, footpaths and carparks and strategic management of floodplains.	SD1, 4, 5
14	Facilities Management	Manages Council owned properties and facilities to maximise the benefit to Council and the community and provides trade services.	SD4
15	Traffic & Transport Planning	Undertakes strategic traffic and transport planning, manages traffic and parking and delivers the Road Safety Program.	SD1, 2,4,5
16	Urban Forest	Protects, enhances and manages the urban forest and delivers projects and operational maintenance programs.	SD1
17	Development Assessment	Delivers Council's statutory responsibilities under the Environment Planning and Assessment Act to effectively manage change within the built and physical environment, provide accurate, timely and consistent planning advice to customers and development outcomes in line with Council's key planning instruments and development controls.	SD2,4
18	Strategic Planning	Plans for unique, liveable, networked neighbourhoods and a thriving and diverse local economy while guiding sustainable and life enhancing development in the Inner West, guides the efficient and effective use and distribution of Council's resources and delivery of local infrastructure while providing advocacy and advice to the State on large infrastructure projects in the Inner West.	SD2
19	Economic Development	Supports economic and employment growth through engagement with all sectors of the local business community.	SD3
20	Building Certification	Assesses and certifies building work in the Inner West, issues construction, occupation and subdivision certificates following development approval, activity determinations and swimming pool compliance certificates, ensuring construction work is compliant with the Australia National Construction Code and relevant Australian standards and legislation.	SD2

Operational Service Area		Overview of Service	Strategic Direction Number (SD)
21	Environmental Health & Building Regulation	Manages the urban environment of the Inner West through education and regulatory tools, to protect life, property, amenities and the environment (natural, built and cultural).	SD3
22	Parking & Ranger Services	Promotes the community's enjoyment of the Inner West environment, natural, built and cultural, through the application of relevant regulations.	SD4
23	Aquatic Services	Provides industry-leading aquatics, health, fitness and recreation opportunities to the Inner West community.	SD4
24	Parks Planning and Recreation	Plans for the provision, development and management of open space within Inner West while encouraging an active and healthy community, maintains a strong relationship with local schools, community sporting and culturally diverse groups, and state-level sporting associations.	SD4
25	Urban Sustainability	Develops and implements climate change strategy, policy and projects, provides internal environmental sustainability advice and support to Council's service units, and supports the community through sustainability partnerships, projects and capacity building.	SD1,5
26	Resource Recovery Planning	Empowers the community to work towards a zero waste community through services, education and support while providing the tools to build knowledge, improve skills, change attitudes and behaviour towards sustainable resource recovery, develop strategy, policy, major projects, bin roll outs, manage service changes, advocacy and lobbying.	SD1
27	Urban Ecology	Protects, enhances and manages the urban forest, biodiversity, water and soils across the Inner West, delivers projects and operational maintenance programs, implements strategy, provides advocacy on major projects that impact Inner West ecology and urban forest, empowers the community to work towards a greener Inner West and provides internal advice and support to Council's service units.	SD1
28	People & Culture	Manages the lifecycle of employees including recruitment, professional development and performance management, enables an agile, diverse, modern workforce to meet the resourcing needs of Council, facilitates sound industrial and consultative processes for industrial relations and employee relations matters and enables a positive and safe workplace culture through effective leadership, systems and processes.	SD5
29	Service Transformation	Provides a framework for organisational performance and improvement and oversees service reviews.	SD5
30	Customer Service	Provides a centralised customer Service function for Council and delivers services to the community through front counter, contact centre and online channels.	SD5

Operational Service Area		Overview of Service	Strategic Direction Number (SD)
31	Legal Services	Manages legal and governance risk and facilitates sound legal decisions, develops and delivers legal knowledge training and represents Council's interest in courts.	SD5
32	Strategic & Corporate Communications	Protects and builds Council's reputation, informs communities and promotes Council activities, services, policies, and plans, manages media, publications, digital content brand framework, marketing and the in-house print room.	SD3,5
33	Finance	Manages Council's financial position and financial commitments in accordance with the Local Government Code of Accounting Practice and Financial Reporting and the Australian Accounting Standards.	SD5
34	Information and Communication Technology	Manages a 'fit for purpose' Information and Communication Technology environment for internal and external customers that is current, secure, and reliable, manages reporting, access and secure storage of Council's digital information and data assets including spatial data, and Council's core line of business applications and user productivity applications.	SD5
35	Properties & Strategic Investments	Provides fit for purpose assets for the community through Council and privately-operated facilities, manages existing and new lease and licence agreements across the portfolio and recommends best practice strategic property investments for Council's building assets, and implements the Land and Property Strategy to meet community needs and objectives.	SD4,5
36	Governance & Risk	Provides support to Councillors and the Mayor, ensuring local government elections are conducted in accordance with legislative requirements, ensuring staff have access to policy, governance and risk advice and training, maintaining Governance Registers, manage Council's insurance matters, manage Council's Policy Register and promote ethical conduct throughout the organisation.	SD5
37	Corporate Strategy & Engagement	Embeds the community's vision and priorities into Council's decisions, plans and operational actions, manage Integrated Planning and Reporting (IP&R), monitor, measure and report Council's performance, and lead inclusive consultation and engagement.	SD3,5
38	Fleet and Depot Services	Manages and administers Council's fleet and plant asset management program ensuring efficient and effective mechanical repairs and maintenance for Council motor vehicles, plants and equipment.	SD5
39	Procurement	Oversees and optimises buying of goods, services or works to ensure Council obtains best value for money, applying probity standards and governance processes to procurement functions and ensuring legislative compliance.	SD5



Our Performance

Delivery Program Achievements, Challenges and the Year Ahead

This section builds on the 'Year in Review' section, with further detail on how Council has performed against its commitments in the Delivery Program and Operational Plan, ordered by each Strategic Direction of the Community Strategic Plan *Our Inner West 2036*.



Strategic direction 1: An ecologically sustainable Inner West

Key Achievements

Inner West Council have delivered innovative approaches to ensure it optimises its opportunity for better sustainable choices for Council and local businesses and communities. Council aims to be a net zero community before 2050.

Council's efforts in achieving net zero emissions were acknowledged at the Local Government Week Awards in 2022. Council was awarded the Overall Category Winner and Winner Division C (pop over 70,000) Local Government 2022 Excellence in Environment Awards and the Winner Division C Award for 'Behaviour Change in Waste Award' for its initiative on Championing Food Recycling in Apartments.

First Council To Be Carbon Neutral

Inner West is the first Council in Australia to be powered by 100% renewable electricity and 100% divested of fossil fuels two years earlier than our target of 2025.

Significant progress has been made to reduce carbon emissions by reducing supply chain emissions and supporting community climate action. There has been a fall in Council's carbon footprint from the 2015/16 base of 22MtCO₂-e to approximately 5.8Mt CO₂-e in 2022/23. This is a 75% reduction in its total carbon emissions towards being carbon free by 2050.

Rooftop solar capacity has been expanded to all Council operated facilities, which has more than doubled our solar capacity within 18 months helping to power pools, libraries, childcare centres and officers. In 2022/23 solar capacity was expanded to 800Kw across 40 sites.

All Council's tender templates have been updated to include sustainability requirements. A new 'sustainability



trigger' ensures that Requests for Tenders and Quotes are automatically referred to sustainability staff.

FOGO Roll - Out

Community emissions are being reduced through waste services provided directly to residents. The kerbside organic waste service has been expanded to cover all residential apartment buildings (23,500 apartments). After the successful roll-out of FOO to all apartments in the Inner West, Council has commenced rolling out FOGO to every home in the Inner West. Planning is well underway for the October 2023 roll-out by securing a disposal facility and aligning contracts before the comprehensive media campaign with community



champions partnering to support resident uptake of the FOGO collection.

Community Recycling Centre Rap Video

Council has begun promotion of its Community Recycling Centres (CRC) to younger people in the community via a rap music video. The target audience is a younger community (18-34 years) who are underrepresented users of two CRCs. The rap video promotes that problem waste doesn't belong in household bins, and features people of all ages, genders and ethnicity to promote awareness and inclusivity.

Love Your Home Ground Litter Reduction

Council has launched an award-winning community litter reduction project. The Local Government Professionals award-winning 'Love Your Home Ground' litter prevention project demonstrates that great outcomes can be achieved when communities are empowered and supported. This project empowers local sports and recreation clubs to take ownership of

local litter issues and reduce litter at their home grounds during game seasons.

Throughout the project, strong partnerships were formed externally with local sports and recreation clubs (Marrickville Football Club or 'The Red Devil's (MFC), Police Citizens Youth Club (PCYC) and River Canoe Club of NSW). The project goal was achieved with impressive results – a 93% reduction in litter was observed in key areas surveyed before and after the implementation of interventions.

Outcomes included improved community social capital and empowerment, bin accessibility, enjoyment of public spaces and protection of local flora and fauna, and decreased Council's clean-up costs.

Footprints Ecofestival

In September 2022, Council held our annual Footprints Ecofestival at Annandale's White's Creek Valley Park, a large natural park with a range of facilities including a wetlands and community garden. This event focused on the environment and sustainable living. The stallholders displayed, sold and demonstrated eco- alternatives for the body and home, practical workshops from organisations making a real difference in the Inner West and held creative conversations to change perspectives.

Sustainability Hub

This year, Council invested \$1.4 million in repurposing its former Summer Hill Depot into a 'one-stop-shop' for a range of exciting sustainability-focused initiatives. This curated space provides residents with sustainability resources, services, and information provided by respected local NGOs.

Council has invited a range of suitable and high-profile local organisations to join the hub, including:

- The Bower – Environmental charity offering programs and services to create a circular economy
- Re Place – an initiative of The Village Project – offering reclaiming, repurposing, reusing, repairing and recycling
- Dress for Success – empowering women to re-enter the workforce with styling advice and repurposed clothing

- Green Living Centre – programs and initiatives on sustainability.
- Future services to include TOMRA (can and bottle recycling) and electric vehicle recharging.

The Green Living Centre is a sustainability initiative of the Inner West Council. It started in 2003 in Newtown and has a long track record of working with the local community to live more sustainably. The Sustainability Hub means its services can expand even further, including free workshops and services such as the free thermal cameras which locals can borrow to help them detect heat loss in their homes.

Challenges

Council continues to deliver innovative approaches to optimise every opportunity for better sustainable choices for Council. Its biggest challenge is to achieve the aim of becoming a net zero carbon community before 2050. In the first instance Council has focused on reducing electricity demand and switching to renewables.

The Council now uses 100% renewable electricity and is the first Council in NSW to achieve this – three years earlier than planned. It has also achieved 100% divestment from fossil fuels.

The carbon footprint has been substantially reduced by addressing supply chain emissions. All of Council's tender templates now have sustainability requirements. Included is a new 'sustainability trigger' that ensures Requests for Tenders and Quotes are automatically referred to sustainability staff. These staff work with project managers to influence critical early decisions. Council's carbon footprint has been reduced by 75% from the 2015/16 carbon emissions baseline of 22MtCO₂-e to approximately 5.8Mt CO₂-e in 2022/23.

Negotiating the new electricity contract has involved Council participating in a joint working group with Sydney Regional Organisation of Councils to procure a 100% renewable energy. Group purchasing power created a stronger position in negotiations with the energy provider to leverage competitive energy rates.

Council's next big challenge is to reduce community carbon emissions through services that are provided to residents such as the kerbside organic waste services, and the implementation of the FOGO collection. There will be challenges with this for residents to reduce garbage waste to landfill that will be addressed through community education campaigns.

During the last year, Council bounced back from the challenges in the previous year due to COVID19 restrictions. It delivered ecologically sustainable programs with face-to-face workshops, seminars, services, an environmental sustainability grants program and community engagement. Community members attended a range of Green Living Centre Programs. At the end of the financial year, there were over 8,763 social media followers supporting these programs.

Volunteer programs are important pathways for community members and staff to connect. These include the Inner West community nurseries, bushcare, and wildlife monitoring programs.

Inner West Council is demonstrating that rapid de-carbonisation is achievable. Council has learnt that sustainability projects are cross disciplinary, involving all staff, consultants, contractors, not-for-profits and/or community members. The skills and energy of both internal and external partners are essential for success.

Another key learning is the need for strong leadership from elected Councillors. Directions and support via Council resolutions has given Council staff license to prioritise climate action and to secure resources and budget. Council resolutions have been essential for developing policy such as the hybrid minimum car leasebacks and pathways to full EV fleet conversion.

The Climate + Renewables Strategy is now well advanced and continues to deliver benefits to Council, the community and the environment. All projects have proven their ability to reduce climate impact and to save on operational costs to Council.

The Year Ahead

Council will continue to implement its Climate and Renewables Strategy and the Zero Waste Strategy in response to the climate change emergency. It will focus on fostering collaborative actions, community partnerships and embedding sustainability in all Council systems, buildings and processes.

Council's next steps are to continue reducing carbon emissions and meet the new challenges of:

- Implementing 'Powering Ahead' – Electric Vehicle Charging Strategy
- Sourcing rooftop solar alternatives for the community, which is essential in a dense, highly urbanised area with commercial and residential strata, heritage buildings and a high proportion of renters
- Encouraging energy efficiency to reduce demand.
- Identifying acceptable offset options for intractable emissions
- Innovating Council planning controls to encourage low carbon development
- Eliminating waste to land fill and the use of gas.
- Incorporating low embodied carbon materials (wood, low carbon concrete) into Council projects
- Developing a new Climate Adaptation Strategy to manage the unavoidable effects of climate change that are already occurring

- Implement the Food Organics and Garden Organics (FOGO) service to all residents
- Further enhancements to the new Inner West Sustainable Living Centre at Summer Hill Depot
- Prepare the Urban Forest Policy and Strategy
- Progress design, construction and funding for the Callan Park swim site

Key Performance measures

During the 2022/23 year, there was considerable progress on the Operational Plan actions under this CSP strategic direction. The tables below shows these results as at the end of the financial year.

Strategic Direction 1: An ecologically sustainable Inner West	Actual (numbers)	% Total
On Track	12	44%
Completed	8	30%
Behind Schedule	3	11%
On Hold	0	0%
Rescheduled	4	15%
Total	27	100%

Council Performance Metrics	2019/20	2020/21	2021/22	2022/23
Solar capacity on Council Buildings (kW)	368	724	788	800
% of bulky household items picked up by Inner West Council reused, recycled or recovered	34%	76%	75%	76%
Kg of total waste stream to landfill per resident	185.50	132.37	90.77	195.6
Council's operational electricity from renewable sources	25%	25%	25%	100%
Percentage of residential waste collected in red-lid bins that is food and garden organic matter	39%	39%	39%	39%
Number of bushcare volunteers	1,028	835	542	705
Number of plants supplied each year from community native plant nurseries for planting within Inner West	15,090	20,624	14,921	7,700



Strategic direction 2: Liveble, connected neighbourhoods and transport


Key Achievements

Bicycle Strategy and Action Plan

During the year, the community provided feedback about how Council can make cycling easier in the Inner West. This feedback along with input from Council staff, the Bicycle Working Group and other stakeholders including other councils and Transport for NSW has informed the draft Inner West Cycling Strategy adopted in June 2023. It has six cycling priorities including: expanding the cycling network, supporting different bikes and mobility devices, addressing safety issues, embedding cycling in land-use planning functions, providing information to promote cycling benefits and working with other government levels to support cycling.

Development Contributions Plan

Council has adopted its Inner West Local Infrastructure Contributions Plan during the year. This Plan enables Council to collect contributions from new developments to help fund local infrastructure and services for residents and workers. It consolidated the nine existing plans from the former Ashfield, Leichhardt and Marrickville local government areas. The Contributions Plan will guide infrastructure investment for the next 14 years to ensure that our growing community has adequate and equitable access to local infrastructure. The plan contains approximately \$597M of local infrastructure to be delivered over the next 14 years to 2036. In March 2023, Inner West Council was invited to present its Local Infrastructure Contributions Plan to the Planning Institute of Australia as a best practice example of the development and adoption of a Contributions Plan.



Main Street Quick Wins

To support revitalisation of main streets, Council began delivering the Main Streets Quick Wins Program. This is a \$1.5M program undertaking improvements for the community while long term masterplans are developed. In 2022/23, Council completed graffiti removal, planting and paving improvements such as planting 40 native climbers on the railway fence at Lewisham, fairy light tree wrapping on main streets, distinctive arts works on street bins, upgrades to Summer Hill Plaza and new banner designs along various main streets.

Lilyfield Road
Bridge

GreenWay

In 2022/23, Council invested \$4m constructing and delivering the next stage of the Bay Run works, improving pedestrian and bike access and lighting. With over 300 people an hour using the Bay Run on weekends, these new works are the next stage in this multi-year project.

A further \$5m was spent on this 5.8 km environmental and active corridor, which was identified by the Greater Sydney Commission as the number one priority 'green grid' project in the Eastern Sydney District Plan. Council has led active community engagement with residents and community groups around all stages of the GreenWay construction. This has included: the Inner West Environment Group, Bushcare volunteers and GreenWay Community Forum to ensure this significant project delivers the community vision.

Completion of the 'missing links' will unlock approximately 3ha of open space along the light rail corridor, and enable the community to walk or ride easily and safely from the Cooks River to Iron Cove. The works will include engineering feats such as a microbat protective design

and smart solar lighting at the Longport Street tunnel, and a suspended walkway under Parramatta Road along the Hawthorne Canal which retains the heritage brick canal wall and features public art.

Footpath Renewal Program

Council has also continued its condition 4 and 5 footpath renewal program, spending \$2.4M across the LGA. As well it completed a new off-road cycleway between Marrickville Road and Randal Street, raised the pedestrian crossings at three key locations and completed kerb ramp upgrades at over 100 locations across the LGA.

Parramatta Road Revitalisation

The Parramatta Road Urban Amenity Improvement Program aims to reverse the urban decay and lack of design cohesion along Parramatta Road. The completed public domain upgrades along this corridor have helped to rectify the market failure and stimulate new development. New works include new bicycle pathways, public domain improvements, street improvements, underground electricity with new multi-function poles and street lights, creation of a small public park, public art and the refurbishment of an existing park.

This project has improved the environmental qualities of the area, supported the achievement of sustainability outcomes and contributes to overall biodiversity and reduction of the urban heat island.

Pothole Repair Times Improved By 60%

Potholes are a major irritation for residents and this year our Assets and Infrastructure teams worked hard to improve the response times to repair potholes. Two crews that carry out the pothole repairs improved their response times for repairs down from 12.14 days to 7.3 days. These crews repair almost 2,000 potholes per year. Residents are delighted with these improvements and are reporting their satisfaction through Council's customer service centres.

Electric Vehicle Fleet Growing

More than 50% of Council fleet and lease-back vehicles are hybrid vehicles and our Sustainability and Fleet project staff have collaborated closely on the development and implementation of a Fleet Transition Plan. Council also purchased eight electric cars and plans are in place to transition to a fully electric fleet.

Challenges

There remain several housing and transport challenges in delivering the Operational Plan 2022/23 programs and initiatives.

Council remains concerned about how it will continue to deliver new housing and possible future increases in state government housing targets given the many environmental constraints of the area. These challenges and constraints were documented in Council's comprehensive Local strategic Planning statements, new Infrastructure contributions plans and Housing strategies. This shows there is limited growth capacity in the Inner West due to its heritage conservation areas, industrial lands and open space, aircraft noise exposures, biodiversity corridors and land in proximity to high pressure fuel pipelines.

An affordable Housing Policy adopted in May 2022 also aims to address the ongoing challenges associated with the need for affordable housing for low-income households, particularly key workers. It will actively now seek to increase the affordable housing supply through its planning instruments and policies.

Council has acquired 19 affordable housing units through planning agreements. All surplus funds generated from these units are transferred to Council's Affordable Housing Fund for future expenditure on affordable housing projects.

The challenge is the increased competition for land and housing resources within a highly urbanised area. Following an audit of Council owned land, 10 sites have now been identified as opportunities for affordable housing. Work is in progress to partners with the State Government to build more affordable housing on these Council owned sites.



Council adopted its cycling strategy in June 2023 along with its associated Action Plan. Challenges have included the need to recognize and support the growing use of a range of different bikes and mobility devices including electric bikes and trikes, cargo bikes, child and dog carriers, assisted wheelchairs and electric mobility scooters. Council's plans to increase the bike network will contribute to making cycling a low stress and convenient transport option. At the same time Council has been addressing infrastructure problems and high stress safety issues on existing cycleways and popular bike routes while the bike network is being implemented and expanded. Council recently opened the next phase of the popular and essential shared bike/pedestrian Greenway project, that now connects with the Bay Run.

Year Ahead

Focusing on housing and infrastructure development, Council will expedite projects and initiatives arising from land use planning strategies that have been adopted in recent years. These include the Local Strategic Planning Statement, Local Housing Strategy, Employment Lands Strategy and Integrated Transport Strategy.

Insights from these strategies and plans will shape the review and preparations of comprehensive planning policies, such as Local Environmental Plan amendments, and related Development Control Plans during the next financial year. These will improve future residential and commercial land uses and public domain planning in the Inner West area.

Regarding transportation, Council continues to prioritise active and sustainable modes of transport as per its adopted Integrated Transport Strategy to support the community with environmentally sustainable outcomes.

Major projects planned for 2023/24 include:

- Develop public domain master plans for Rozelle, King Street/ Enmore Road, Marrickville and Dulwich Hill
- Deliver the next stage of the GreenWay
- Develop a Blue Green Grid Strategy

- Deliver the Main Streets Strategy
- Plan for a Technology precinct in Camperdown
- A staged approach to implement the Parramatta Road Corridor Urban Transformation Strategy
- Deliver the Pedestrian Access and Mobility Plan

Key Performance measures

During the year, there was considerable progress on the Operational Plan actions under this CSP strategic direction. The following tables shows the progress of actions at the end of the financial year.

Strategic Direction 2: Unique, liveable, networked neighbourhoods	Actual (numbers)	% Total
On Track	17	77%
Completed	2	9%
Behind Schedule	1	5%
On Hold	0	0%
Rescheduled	2	9%
Total	22	100%

Selected Council Performance Metrics	2019/20	2020/21	2021/22	2022/23
Development applications (number of applications)	1,449	1,538	1,448	1441
Median development application processing (days)	90.7	79	95	97
Spending on enforcement the Companion Animals Act and Regulation (\$)	43,192	73,728	56,757	144,696



Strategic direction 3: Creative Communities and a Strong Economy

Key Achievements

Covid Arts Summit Recovery Initiatives

Following Council's highly successful Arts Recovery Summit in June 2022, the Arts and Music Recovery Plan 2023 was published and is now being implemented. The Plan sets out a range of practical initiatives in response to the concerns and opportunities identified with local creatives and peak agencies during the Summit. This will ensure that the Inner West remains an innovative and sustainable creative force into the future. The Plan includes initiatives to reinvigorate the creative sector by providing more working partnerships with Council via programs such as Cultural Connections, production of Aboriginal identified artworks and more accessible programming options to enhance inclusion for creatives and community. It also provides significantly enhanced opportunities to work with the arts community to understand and facilitate their access to free creative spaces. The local community will directly benefit as a result of more diverse and free cultural offerings. The Plan also strongly aligns Council's strategic agenda with the Federal Government's Revive National Arts policy.

First Inner West Film Festival

In early March 2023, Council brought its own Inner West Film Festival to the community. Launched and compered by local resident and theatre great, Miranda Otto, the festival was held at venues across the Inner West. It boasted an eclectic and fascinating selection of local premieres and retrospectives from Australia and abroad. From documentaries to short films, A-listers, award winners and major international film festival selections, Inner West Film Fest was a cinematic reflection of our community. It included a very special 35mm retro screening of Erskineville Kings, a star-studded feature



film shot right in the heart of the Inner West. A short film competition showcased works made in and around the Inner West from the best up-and-coming filmmakers in the local area and a New Film category has now become a permanent fixture in Council's Young Creatives Awards.

Evolving Perfect Match Program

Council continues to activate its streets and walls through the Perfect Match Street Art program. Over the last year, 44 new works were added to this program bringing the number to date to over 140 artworks. In December 2022, Council was awarded a major grant of \$100,000 under the NSW Government's Graffiti Management Grant scheme. This grant will boost the output of the already thriving Perfect Match program and resulted in the commissioning of an additional five, high profile street artworks along major transport

corridors. Council successfully demonstrated to the Department of Communities and Justice that 95% of sites with heavy graffiti tagging in the Inner West are not tagged again after an artwork is in place.

Young Creatives Award

The Young Creatives Award is now in its seventh year and goes from strength to strength showcasing the talent and creativity for which the Inner West is known. The Award nurtures and creates opportunities for youth in creative industries, connections to Inner West creative networks and engages with the library collection and is open to all talented creatives aged 12-24 that live, work or study in the Inner West in the categories of writing, visual arts and film.

The Film category is new for 2023 and is in response to the phenomenal rise of young film makers who create content on their phones. The Young Creatives was shortlisted at the NSW Local Government Awards in 2022 and the Youth Work Awards and won highly commended for the RH Dougherty Award in the “Innovation in Special Events” category at the NSW Local Government Week Awards.

Marrickville Music Festival

Marrickville Music Festival is the Inner West’s much-loved flagship event that brings artists and community together to celebrate live music.

The free event on Saturday 19th November 2022 took over Marrickville Road and surrounding laneways to provide the community with unprecedented free access to cultural programming. This celebrated the diversity of the community and brought together an ambitious program showcasing music in the Inner West. It also championed artists across multiple stages of unique programming and a variety of musical genres.

The performance program comprised four professional and one community stage. As well as prioritising independent arts practice, the festival offered opportunities for community performers to perform alongside a curated program of both emerging and established professional artists. In its debut iteration in 2022, the Music Festival directly supported 58



professional artists and 100 community performers, with two additional partnerships with local music venues Lazybones and Gasoline Pony.

Edge Inner West

Local communities reimaged their natural spaces through the EDGE Inner West program. This initiative profiles, supports and empowers the arts sector with new opportunities and audiences. It provides funding and resources to experiment with new ideas and engage with diverse communities in the developing and presenting of new creative works. Each year, Council delivers the Edge Greenway, a program of workshops, performances and installations along the Greenway, the shared bicycle and footpath being built across the LGA.

Enmore Road Special Entertainment Precinct

Council led the pilot program for rejuvenating post-COVID inner city entertainment and delivered great results. The Enmore Road Special Entertainment Precinct began as a three-month pilot program between September and November 2022. It was an outstanding

success at revitalising the night-time economy and consequently the Enmore Road live music and arts scenes are flourishing. Council is working with the State Government to make it permanent.

Council is also working with the community and stakeholders to strike a balance between vibrant night life on Enmore Road and reasonable neighbourhood sound levels, while supporting the live music, entertainment and arts industries. Live music and entertainment are incentivised through a range of benefits including extended trading and footpath dining.

A survey of 310 visitors garnered 91% support, similarly a business survey showed 100% support for the precinct and a resident survey produced 63% support. Due to its success, Council is moving forward to create new precincts in Marrickville, Leichhardt, Dulwich Hill, Balmain and Rozelle.

Economic Development Summit

Early in 2023, Council hosted Erica Bertchold, CEO The Iconic and Michael Rodrigues, the 24-Hour Economy Commissioner, as guest speakers at its two Economic Development Summits held in March and April. The aim of the summits was to generate discussions on:

- how the local economy is performing post Covid 19
- how Council and stakeholders can work better together
- what opportunities can be identified to improve conditions for business to thrive.

Council is now developing an Economic Development Plan and Action Plan to drive economic and employment growth.

Challenges

Inner West has been working hard to rejuvenate a thriving local economy post Covid with a revival of inner-city entertainment, supporting the creative and cultural sector. The challenge has been to strike a balance between a vibrant night life and reasonable neighbourhood noise levels.

Council is also now developing our Economic Development Plan and Action Plan based on the

Economic Summits and engagement undertaken during the year to help support and drive local economic and employment growth.

However, the challenges with these plans will be the extent to which Council can directly impact and improve local economic and employment conditions that impact local businesses and community.

Following the easing of many of the COVID restrictions, there has also been an increasing need to engage small businesses and the creative sector to understand challenges and provide greater opportunities to activate town centres and create more inviting public spaces.

Year Ahead

The Inner West is culturally diverse and will continue to celebrate this through many local events, delivered in partnership with a diverse array of local and creative businesses. There is also a strong sense of Aboriginal heritage that continues to be channelled in event programs and plans, together with a highly creative and literary community, creative industries, artists, and community stakeholders.

Council continued to assist small businesses and the creative sectors with new support and advocacy, particularly ensuring the rediscovery of local creativity. Cultural enlivenment will bring a new appreciation of the Inner West's local streets, neighbourhoods and suburbs. Council will scope new opportunities and community partnerships to co-design, improve and strengthen the Inner West's cultural environment.


Some of the projects and initiatives that Council has planned for 2023/24 included:

- Support creative spaces activation
- Enhance an annual Young Creatives Award Program
- Finalise Enmore Road Special Entertainment Precinct and review additional areas for implementation
- Deliver events program
- Expand Perfect Match public artworks
- Prepare the Economic Development Strategic Plan

Key Performance measures

During the year, there was considerable progress on the Operational Plan actions under this CSP strategic direction. The following tables shows the progress of actions at the end of the financial year.

Strategic Direction 3: Creative communities and a strong economy	Actual (numbers)	% Total
On Track	13	72%
Completed	5	28%
Behind Schedule	0	0%
On Hold	0	0%
Rescheduled	0	0%
Total	18	100%



Council Performance Metrics	2019/20	2020/21	2021/22	2022/23
'Perfect Match' artwork sites	18	20	17	44
Business support workshops	20	18	35	19
Community grants provided	\$366k	\$639k*	\$620k*	\$458K

* Excludes COVID-19 grants



Strategic direction 4: Healthy, resilient and caring communities

Key Achievements

Pride Inner West Program

World Pride 2023 was leveraged to create an amazing celebration program that gave us national and international media coverage. Pride Inner West was a vibrant celebration of the local LGBTQ+ community presented in February/March 2023.

The celebration featured a program of free and low-cost events for all for Pride sporting events at aquatic centres and sporting grounds. Sporting fields, community centres, art spaces and public domain were illuminated. Communities were invited to make a splash in aquatic centres, honour LGBTQ+ trailblazers in libraries, compete for the top title on sporting fields and discover legendary legacies in art spaces. Parks and aquatic centres were decorated with uniquely commissioned pride seats and art works in the public domain.

Pride Square

Council successfully applied to the Geographic Naming Board NSW to rename the public square in front of Newtown Town Hall to 'Pride Square' in advance of Sydney World Pride. The name change was finalised in early 2023 in time for Sydney World Pride.

Alongside this name change, and in collaboration across council directorates and the community, there was also a refurbishment of the Square. This included commissioning a permanent artwork installation for Pride Square. This is the first time Council has allocated funding to a capital project where each project gateway sought endorsement from a community-based working group at each stage.



On Saturday 11 February, the Prime Minister, Anthony Albanese, MP, unveiled this permanent, glittering centrepiece - a towering progress flag beacon. The Pride Square Beacon is a highly visible, 3-dimensional artwork, which celebrates and showcase diversity.

First Council Raising Disability Pride Flag

The flag was raised for the International Day of People with Disability. A Disability Employment Forum was hosted, and an Inclusive Festival was held to showcase programs and events. Council is committed to improve the inclusion of people with disability as part of its core business and to remove barriers to access and participation.



Enhancing Access at Events

This initiative of Council's Disability and Inclusion Access Plan builds Council's capacity to plan and deliver welcoming, inclusive and accessible events. The aim is to promote social inclusion and support a wide cross-section of community attendance. Major events now include Auslan interpretation, disability site access mapping and use of ramps and mobile matting for wheelchair access in grassed areas. Sensory spaces are also provided to improve access for people with disability or sensory considerations.

Youth Week Local Government Award

Council won the Local Government Award for Youth Week – Most Inclusive Program for Queer Prom. This event was held for 12-18 year old LGBTQ+ people and allies from across the Inner West. It provided a fun and safe environment for our young people to celebrate and connect with fellow members of the Rainbow community. Council provided free entry and complementary transport home within the Inner West.

Globe Preschool Transition

Council successfully delivered a positive transition of a much-loved early learning centre. The 16 Early Learning services that Council operates make it one of the largest local government early childhood education care providers across Australia. Our aim is to provide excellent local services for our community. The most recent Parent Satisfaction survey completed at the end of 2022, showed that Council achieved a 92.8% Parent Satisfaction rating across all early learning centres.

In January 2022, the Globe Preschool, located at Wilkins Public School in Marrickville, reopened its doors in new purpose-built premises on the school site. By June 2023, it had attained an Exceeding rating across all elements of the Australian Quality Education Standards.

It joins Council's other early learning centres that have achieved either an Exceeding or Meeting National Quality Standard from recent assessments. Only 10% of all early learning centres nationally achieve an Exceeding rating.

Uluru Statement from The Heart and The Referendum

Following a unanimous resolution of Council, Council took the initiative to train over 1000 volunteers to promote and build community awareness of the Uluru Statement from The Heart and recognition and reconciliation with Aboriginal and Torres Strait Islander peoples. The project was created with the collaborative support of Council's Aboriginal and Torres Strait Islander Advisory Committee and is a major Reconciliation initiative of Council's 2022 Reconciliation Action Plan, which has been endorsed and recognised by Reconciliation Australia as leading practice.

Reconciliation Action Plan

A significant milestone for Council was the adoption of Council's Reconciliation Action Plan in September 2022. The RAP was on public exhibition for seven weeks and 96% of residents supported the plan.

Survivors Memorial

Council has collaborated with our community to design the first of three Aboriginal Survival Memorials in Yeo Park, Ashfield, (Djarrawunang ward) to reaffirm the community's commitment to the journey of Reconciliation. The innovative design practice saw community members work on-site with an Aboriginal horticulturalist and artist to create a place of safety and reflection, where engraved sandstone rocks will act as portals to ancient stories.

Community BBQ

Council led the way on the Uluru Statement from the Heart by hosting a Voice to Parliament BBQ this February and brought the community together on this issue. Local churches, schools, sports clubs and ethnic community organisations all supported the BBQ. Over 1000 community members attended the event at Petersham Park in February 2023 with Prime Minister Anthony Albanese, Linda Burney, Minister for Indigenous Australians and Aunty Pat Anderson, co- author of the Uluru Statement from the Heart, Mayor Darcy Byrne and Inner West Councillors. The event was covered by

every major TV network, raising the profile of Inner West Council's leadership on this issue.

Library Community Hubs

Council's eight libraries are significant community meeting places, welcoming over 1 million visitors in 2022/23. Libraries delivered 1,907 carefully curated programs across eight locations to its 84,304 members last year. Each program was carefully researched and curated to service and represent the diverse demographics that make up our Inner West community.

Some of the highlights of the last year were:

- Ensuring that the collections development and collections content continue to respond to the evolving interests and needs of our community. Recent additions to the collections include an expansion of the popular robotics collection, and musical instruments at Ashfield Library now include a range of Chinese instruments reflecting community diversity.
- **Hosting 71 Authors** via a popular speakers' program featuring both high profile and emerging writers. This delivers contemporary, thought-provoking content to the Inner West Community, and provides a platform for local writers to share and celebrate their work publicly.
- The **Schools Engagement Program** continues to evolve from being a Covid response, by delivering high profile Children's author visits online to classrooms across the Inner West. Author visits included Emily Gale, Anna Ciddor, and current Australian Children's Laureate Gabrielle Wan
- **Teen Tech Tutors Program was** introduced in 2022 as an innovative way to bring together the generations by teaming tech-savvy students with older internet users in an intergenerational technology support program. This is part of the Voluntary Service component of the Duke of Edinburgh International Award.
- Community's stories through the growing collection of oral histories, podcasts and videos capture the stories of people who have lived and worked in the area.

Our Heritage

To support the community to engage with the heritage of the Inner West, Council has developed learning resources including the Marrickville Metro Site Study. This award-winning project was recognised by the National Trust, winning Highly Commended in the Education and Interpretation category at the 2023 Heritage Awards. It is one of a range of educational resources that Council is developing for secondary school history teachers in collaboration with professional historians and archaeologists.

Free Period Products

In a NSW first, Council made period products freely available at pools and other community locations. Council recently installed 10 contactless vending machines dispensing free pads and tampons at sites in Ashfield, Marrickville, Leichhardt and Balmain. Two of the machines are installed at Council's swimming pools. Others are installed at libraries and a youth centre where patrons can wave a hand across a sensor on the vending machine to access the free products.

Callan Park New Tidal Pool

After an exhaustive testing process, Council has achieved final approvals for a new tidal pool at Callan Park. The approved plan is for a fifty-metre pool incorporating swimming lanes, an extensive jetty and two moored pontoons that bathers and families can utilise as platforms for sunbathing and diving. The pool is located on the popular Bay Run and will be a modern counterpart to the nearby, historic Dawn Fraser Baths.

Leichhardt Oval Masterplan

Over a four-month period from November 2022 to March 2023, over 370 people (residents, spectators, athletes) took part in engagement activities to provide input to improve Leichhardt Oval.

The Master Plan to upgrade and renovate the facilities at Leichhardt Oval has now been completed. This sets the vision, opportunities and a design blueprint for future

improvements at Leichhardt Oval over the next ten years. It seeks to preserve and protect the heritage of the ground, including the Wayne Pearce Hill and Keith Barnes Stand, while providing modern seating and facilities.

Henson Park

Council's vision is for Henson Park to become the home ground of the Sydney Swans women's team and Newtown Jets. The project is being delivered as a Public Private Partnership with the AFL, in conjunction with Council along with funding from Federal and State Governments. The plans are to expand and upgrade the existing Henson Park King George V Memorial Grandstand and construct a new multi-purpose building alongside it. The \$12.5 million spend of which Council is contributing \$0.5M will see the delivery of an outstanding sports facility.

Upgraded Playgrounds

In the last year, there were six playgrounds upgraded, together with either refurbished or new 3,200 metres of footpaths laid at Council's sports grounds that supported 36 different sports.

Consistent with Council's Environmental Sustainability Plan and carbon footprint reduction, new and improved LED lighting was also delivered as recreation areas and parks were upgraded. The investment in recreation and sporting facilities is an important part of Council's plan to build a healthier and happier local community.

King George Park Upgrade

King George Park, one of the Inner West's most popular sporting grounds has been extensively upgraded. Thousands of locals use the park throughout the year, through organised soccer, rugby league or little athletics. To support this wide variety of community uses, Council regraded the sports fields, installed new sub-surface drainage and new turf, upgraded the lighting while converting to LEDs, improved and refurbished the park seating and substantially upgraded the long jump. The works also included upgrading the car park, improving lighting and ensuring the pathways are accessible for

all. There was also tree and garden planting to provide carpark shade and ensure habitat for wildlife.

Darrell Jackson Gardens Upgrade

One of Summer Hill's most loved recreation spots has opened to the public after an impressive upgrade. The \$1.2m project was funded by Council along with grants from Everyone Can Play NSW, Cricket NSW and Tennis NSW. The refreshed playground features new additions requested by the community including softfall surface, new equipment and shade sail. There was also a natural turf junior cricket oval with a new cricket pitch, a resurfaced skate park and a resurfaced tennis court and lighting upgrade. Improvements to the paths, bioswale stormwater treatment, tree and landscape planting also featured as part of this project.

Tempe Reserve Safety

Improved lighting has been installed at the five natural turf areas at Tempe Recreational Reserve. The works included removal of seven lighting poles and the installation of eight new LED light poles suitable for night sports and associated electrical work. These new works provide better lighting along the main bushland pathways and for the netball courts and the playground.

Newtown Neighbourhood Centre

The Newtown Neighbourhood Centre has been refurbished. Works completed include reconfiguring a commercial kitchen into a modern office; new workstations; accessibility upgrades; reconfigured carpark; bike racks; outdoor lunch areas; new security and audio-visual facilities; ducted air conditioning; modern lighting; landscaped rear courtyard; a large community hall; new amenities; meeting rooms for hire, and a dedicated wing for walk-in services.

In December 2022, Inner West Council handed this new facility to the Newtown Neighbourhood Centre for occupancy, meeting the primary objective of delivering a sustainable, purpose-built facility to our community partners to continue their important community work.



Darrell Jackson
Gardens

Draft Recreation Strategy

Council has prepared a draft Recreation Strategy in May 2023 for community input. This provides the strategic direction for providing and enhancing recreation and open spaces within the Inner West over the next ten years. There are three key themes supporting the strategy that link to Council's Community Strategic Plan, involving an active Inner West, Active Lives and Active neighbourhoods.

Active Inner West Portal

The innovative new Active Inner West portal has over 350 different aquatic, sport and recreational offerings across the area. The portal provides a one-stop visual guide to the sport and recreation activities run by, or in partnership with the Inner West Council. Over 100 different sporting clubs, using 29 sports grounds and two recreation centres across 31 different sports are featured on the portal.

Fitness Passport

To support the active Inner West objectives, a new all-encompassing Fitness Passport has been launched to make it easy for residents to use our active facilities and services. The Passport gives unlimited access to our five aquatic centres, three gyms and 250 group fitness classes. Council's recreation classes also expanded with the inclusion of six, free, weekly post-natal Pilates classes, Zumba Gold for older people and Women's Dance Fit.

New Dementia Friendly Public Park

The Lewis Herman Reserve in Ashfield is a new recreation space and is the first dementia-friendly park in NSW. Following community and council stakeholder consultations, Council has focused on achieving a park where 'everyone can play'. The design of the new reserve responds to the mobility issues that dementia sufferers experience.

Leichhardt Skate Park

The new Leichhardt Skate Park includes a top-class skating bowl that can be used for skateboarding, bike riding and scootering. The total skate park costs were \$2.2M including a \$500,000 contribution from the NSW Government Places to Play program into the Skate Park.

Challenges

Council has responded to the social, recreational and health needs of the community and provided significant investment during the year in new community events, festivals and park/ recreation open space improvements and initiatives. These provide significant opportunities for the community to participate in exercise, events and embrace an active and healthy lifestyle.

For instance, the delivery on the Leichhardt Skate Park is a testament to Council's commitment to provide exceptional recreation spaces for our community. After many years of consultation and negotiation with business and community groups, Council has delivered on its commitment to provide this facility for its younger residents.

There are continued financial juggling challenges in the continued delivery into the future of such high-quality recreational services, assets and infrastructure, together with continued their renewal and maintenance. The achievement of relevant children and community services grants together with sports and recreation grants, adherence to long term capital works and asset renewal planning, and realistic fees and charges assists Council meet these challenges.

Year Ahead

Council has planned several initiatives for the 2023/24 year, including:

- Upgrading the Leichhardt Park Aquatic Centre
- Developing the Anti-Racism Strategy
- Establishing a Pride Centre in Newtown Town Hall
- Developing a Children and Youth, and Community Wellbeing Strategies
- Preparing plans of management for Jarvie Park, Camperdown Memorial Rest Park, Wicks Park and Richard Murden Reserve

Key Performance measures

During the year, there was considerable progress on the Operational Plan actions under this CSP strategic direction. The following tables shows the progress of actions at the end of the financial year.

Strategic Direction 4: Caring, happy, healthy communities	Actual (numbers)	% Total
On Track	30	77%
Completed	5	13%
Behind Schedule	1	3%
On Hold	0	0%
Rescheduled	3	8%
Total	39	100%



Performance Metrics	2019/20	2020/21	2021/22	2022/23
Aquatic Centres (Number of Visits)	1,249,504	1,949,000	1,274,000	1,336,250
Libraries (Members)	104,203	104,056	90,819	84,304
Number of visits to Inner West Council libraries each year	1,200,000	837,199	167,481	1,062,143
Number of items borrowed from Inner West Council Libraries each year	982,139	900,909	231,479	1,054,043
Number of e-resources loans/uses each year	103,818	135,904	121,000	112,448
Long day care utilisation	73%	90%	87%	87%
Number of public PC computer bookings each year	95,859	73,499	37,778	93,981
Number of Wi-Fi log-ins by the public at libraries each year	547,801	102,713	1,406,988	3,433,264



Strategic direction 5: Progressive, responsive and effective civic leadership

Key Achievements

Financial Sustainability

Council has continued to work towards our strategic priority of financial sustainability. Council engaged consultants to prepare a Real Estate Investment Strategy, developed investment criteria, and using a Buyer's Agent sourced and reviewed over 100 properties. Following significant financial, technical and legal due diligence, we acquired two properties outside the LGA. These two properties will provide a combined annual return of approximately \$4.695m, exceeding the required return of \$4.12m by approximately \$575,000.

Council remains focused on identifying opportunities to deliver additional revenue to ensure we achieve financial surpluses in the coming years whilst continue to deliver high quality services and facilities to meet the future needs of our community.

Leadership Initiatives

In November 2022, Council hosted nearly 200 leaders from across Council at Marrickville Town Hall in a second Leaders' Day for 2022. This event connected Council's purpose and values, and achievements gained by investing in staff, delivering quality services, together with great customer service and innovation.

Strategic Framework

In 2022/23, Council launched its Strategic Framework as the next stage of its cultural change journey that reinforced the organisation's vision, values, and links to key strategic and operational plans underpinning staff performance and customer service delivery. Over a five-week period in May-June 2023, all permanent (1050) staff

attended a half-day session hosted by the Executive team to learn about the strategic framework, achievements and priorities and engage in discussions about how to improve the customer experience for the community.

The Authentic Leader Program

This customised leadership and cultural change program is underpinned by the Office of Local Government's Capability Framework. In November 2022, 104 leaders graduated from the program. The second cohort of 100 more leaders have graduated from the program in September 2023.

Reward And Recognition

The annual recognition and values award ceremony was held in late 2022. There were 111 recipients for this ceremony. Five awards were given for the best role models of Council's five values of Integrity, Respect, Innovation, Compassion and Collaboration. Staff BBQs and celebratory events are organised across Council by Directors as part of their responsibilities to lead culture.

Gender Equity Strategy

Inner West is one of only two Councils in NSW with a gender equity strategy. A key Gender Equity Strategy action has been to produce a video showcasing Women in STEM and non-traditional roles. The video aims to challenge gender stereotypes, encourage gender diversity and the diversity of roles that Council has available while showcasing Inner West Council as a great place to work.

New Safety Program

Council launched a new safety program that delivers in-real-time data for better service.



In 2022, Council introduced a web-based reporting system for incidents called the Safety Vault Management System. This transitioned Council's manual reporting to a real-time event reporting platform. Since the implementation of Safety Vault across Council, there has been an 119% increase in report volume (total number of reports).

Workplace incident reporting also increased from 133 in 2021/22 to 371 in 2022/23. This number continues to grow. This represents a positive shift in proactive safety reporting and better engagement from staff using the new Safety Vault reporting system.

InnerVate Program

The InnerVate Program was launched in November 2022 to foster a culture of creativity and forward-thinking across the organisation. It aims to encourage employees to generate innovative ideas and solutions in line with Council's values. All staff have a voice and focus on improving the way they do things in their role, service or team. By promoting innovation, Council is developing financially sustainable and cost-effective initiatives, leading to enhanced service delivery and a positive impact for the local community.

Service Reviews

In April 2023 Council's Leadership Team adopted a Service Review framework that will follow the Australian Centre of Excellence for Local Government (ACELG) Service Delivery Review Process and will be aligned to the Australian Business Excellence Framework (ABEF). Leaders across Council were invited in April 2023 to participate in Council's first self-assessment across all the categories to establish a baseline of current performance and identify gaps to drive continuous improvement.

Stronger Governance Framework

Over the 2023 financial year, Council's Governance and Risk service unit embarked on a holistic refresh of Council's governance, risk and compliance management arrangements. This has included an organisation-wide policy harmonisation project to ensure Council's policies and procedures meet today's and tomorrow's expectations, striving for best practice and delivery.

In early 2023, Council held a two-day workshop where key staff gained or were re-accredited for incident response management. The executive, senior leadership team and heads of critical functions tested how effectively they could address key safety and business continuity risks affecting operations and community.

Improving Customer Experience

This has been a high priority and active and practical steps to improve customer service and delivery have included:

- Engaged 280 staff to devise a new Service Charter
- 343 staff completed a new customer service writing program
- 309 staff have been trained in a new Customer Request Management (CRM) program and training 54 staff on how to de-escalate conflict.
- The **Customer Service Charter** was launched in June 2023. This outlines the service standards that the community can expect when interacting with the Council.
- **Fortnightly Customer Service Stalls** in key locations across the area were implemented this year. These stalls are positioned to facilitate easy interaction where individuals can engage directly with customer service officers, seek assistance and obtain information.
- Substantial efforts have been made to **improve call centre service levels** above the set targets. The aim was to meet the target of 80% of calls answered within 60 seconds, while maintaining high customer satisfaction
- **Collaborations with service partners** have been strengthened and rostering practices adjusted to match call volume trends.
- Comprehensive **training programs** to equip team members with the necessary skills and knowledge to provide seamless and timely service levels.
- Improved **website** and simplifying navigation and making it easier for residents to log requests for information and make online payments.
- Customer **communication innovations**, particularly, work order processes and streamlining how to manage infrastructure-related requests such as civil works, e.g., roads and footpaths.
- Streamlined **parking permit** applications, including simplifying the application process, requirements and instructions on how to progress an application
- Customer Survey results show the highest ever Mystery Customer and Voice of Customer Survey and

Assessments results. For instance, scoring 95.64% in the May 2023 campaign. In the 2022/23 Voice of Customer Survey Feedback, the customer service team achieved an average Voice of Customer score of 4.5 out of 5, surpassing the benchmark of 4.3 out of 5.

Challenges

The need to directly engage with the community became pressing during and after the Covid 19 restrictions. These substantially disrupted our traditional modes of engagement, severely impacting the quality and accessibility of services. The disconnection from Council was particularly highlighted through community consultations and customer service sub committees.

The Customer Service Stalls starting as monthly events have proven their effectiveness at supporting Council's aim to engage with the community on a personal level. They are building trust and enhancing the overall experience of interacting with Council services.

Substantial efforts have also been made to improve call centre service levels while maintaining high customer satisfaction. The aim was to resolve more than 85% of customer issues at first point of contact. Now in 2022/23, there are more than 91% of customer issues being resolved at first contact.

Collaborations with service partners have also been strengthened, and rostering practices adjusted to meet call volume trends. For instance, in 2022/23, there were 120,094 calls answered by Council's contact centres. Training programs have been used to equip the customer service team with the necessary skills and knowledge to provide seamless and timely service levels and respond to customer requests.

A customer service charter was adopted by Council on Tuesday 20 June 2023 and published as well as socialised through all available Council channels and service centres.

The development of a Customer Experience Strategy is in progress with completion of desktop research, internal engagement and community workshop sessions as



well as an online survey completed. A phone survey is currently being conducted, and a focus group planned to commence in August 2023.

Work Order processes for infrastructure related requests such as civil works e.g. roads and footpath repairs have been streamlined to improve resident interactions. Progress update letters are now sent to all residents to provide timely and proactive information about expected progress, anticipated timelines and completion of works.

Council receives approximately 17,000 parking permit applications through its Online Service Portal. The application process has been simplified to clearly show resident entitlements and the requirements and instructions on how to progress an application.

Food licence processes have previously been issued for each event. However, in response to customer feedback we have simplified the process for these licences. Council has amalgamated market stall, temporary food stall and food van licences into a single annual licence. We have also introduced pro-rated fees and online payments systems for stall traders.

Directly engaging with the community and changing our customer service actions are having a transformative

effect on Council reputation and image. It is emphasising Council's civic leadership and its commitment to community engagement and customer-centric service delivery.

The Year Ahead

Council is committed to good governance and prepared to meet the community expectation in the areas mentioned above. Furthermore, new and emerging technologies will be deployed to ensure that Council delivers its services in the most responsive, effective and efficient way.

Council will be continuing to improve financial and budget management, maximising strategic procurement, enhancing asset management practices, implementing our Land and Property Strategy, leveraging the value in technology to deliver better community outcomes, engagement, services, processes and efficiency improvements, as well as reviewing fees and charges.


During the next year, the following initiatives will be delivered:

- Develop and implement a Customer Experience Strategy
- Establish the business improvement program and reporting framework
- Develop an Information and Communications Technology Strategy
- Develop a Digital Experience Platform (DXP) to streamline customer interactions with council
- Implementation of a service review program
- Develop a new Council insurance framework
- Deliver weekly customer service stalls
- Hold monthly Local Matters Forums
- Hold a Citizen's Jury

Key Performance measures

During the year, there was considerable progress on the Operational Plan actions under this CSP strategic direction. The following tables shows the progress of actions at the end of the financial year.

Strategic Direction 5: Progressive local leadership	Actual (numbers)	% Total
On Track	21	70%
Completed	5	17%
Behind Schedule	0	0%
On Hold	2	7%
Rescheduled	2	7%
Total	30	100%



Selected Council Performance Metrics	2019/20	2020/21	2021/22	2022/23
Calls Answered by Contact Centres	139,337	148,208	135,195	120,094
Customer Service satisfaction - Voice of Customer (out of 5)	4.2	4.2	4.2	4.3
Customer contact issue resolved at first point of contact	85%	85%	90%	91%
Customer transactions that are online	37%	48%	52%	54%
Inner West Council website page views	5,734,909	6,745,641	6,082,624	6,986,412
Inner West Council social media followers (Facebook, Instagram, Twitter)	34,757	47,555	54,041	59,245
Your Say Inner West visits	104,900	94,300	61,700	104,392
Your Say Inner West engagement projects	53	71	53	72

Statutory Reporting Information



1. Environmental Upgrades.....	119
2. Special Rates.....	119
3. Rates and Charges written off.....	119
4. Councillors' Professional Development.....	119
5. Councillors Overseas Trips.....	120
6. Councillors Allowances and Civic Function Costs.....	120
7. Contracts Awarded.....	121
8. Legal Proceedings.....	123
9. Private Land works.....	138
10. Grants.....	139
11. External Bodies with delegated Council functions.....	140
12. Other Bodies that Council held a controlling interest in.....	140
13. Other Bodies that Council participated in.....	140
14. Equal Employment Opportunity.....	141
15. General Manager remuneration.....	143
16. Stormwater Management services.....	143
17. Coastal Protection.....	143
18. Companion Animals.....	143
19. Capital Expenditure review.....	145
20. Carers Recognition.....	146
21. Disability Inclusion.....	146
22. Planning Agreements.....	148
23. Recovery and Threat Abatement Plans.....	152
24. Private Swimming Pools.....	152
25. Government Information on public access activities.....	153
26. A statement detailing the action taken by the council in relation to any issue raised by the Anti-slavery Commissioner and identified by as being a significant issue. Act s 428(4)(c).....	155
27. A statement of steps taken to ensure that goods and services procured were not the product of modern slavery withing the meaning of the Modern Slavery Act 2018 Act s 428(4)(d).....	155
28. Contributions Details (EPA Reg 218A).....	156

1. Environmental Upgrades

Particulars of any environmental upgrade agreement entered into by the Council. (Local Government Act section 54P(1))

There were no environmental upgrade agreements entered into by the Council during the 2022/23 year.

2. Special Rates

Report on activities funded via a special rate variation of general income

Council does not have a Special Rate Variation in place. However, pre-amalgamation, there were SRVs that Inner West has continued to collect during 2022/23. These are shown below.

Description (\$'000)	Ashfield Special Rate Variation	Marrickville Special Rate Variation
Ashfield Aquatic Centre Operations	762	-
Ashfield Aquatic Centre Loan Principle Repayments	1,701	-
Regional Roads Renewal	-	384
Local Roads Renewal	1,297	599
Footpaths Renewal	-	397
Traffic Facilities	5	-
Stormwater Renewal	13	311
Car Park	-	122
Greenway Program	42	-
Park Assets Renewal, Plans of Management & Masterplans	367	-
Property Building Upgrades	12	41
Total Expenditure	4,200	1,854

3. Rates and Charges written off

Amount of rates and charges written off during year. (Local Government (General) Regulation 2005 (Reg), clause 132)

Description (\$'000)	Ashfield Special Rate Variation	Marrickville Special Rate Variation
Pensioner Rebate (s.575)	1,619	1,683
Voluntary Pensioner Rebates (domestic waste and stormwater)	2,803	2,868
Abandonments (s.600)	234	237
Postponed write-offs	9	9

4. Councillors' Professional Development

Information about Councillors' induction training and ongoing professional development (as per Local Government (General) Regulation 2021 (Reg CI 186) is detailed in the table below.

Councillor	Induction Course/s completed
Liz Atkins	LGNSW Conference 23 – 25 October 2022 LGNSW Planning 101 Authentic You Workshop Gambling Harm Workshop Sydney World Pride conference *Council Induction courses
Darcy Byrne (Mayor)	Social Media Training (Claire Joachim) *Council Induction courses
Jessica D'Arienzo	LGNSW Conference 23 – 25 October 2022 ALGA National General Assembly Conference 13 – 16 June 2023 Speed Reading Course (LGNSW) Planning 101 for Councillors (LGNSW) *Council Induction courses
Marghanita Da Cruz	ALGA National General Assembly Conference 13 – 16 June 2023 Aust LG Women's Association Conference Audit Risk & Improvement Training (LGNSW) *Council Induction courses
Mark Drury	LGNSW Conference 23 – 25 October 2022 ALGA National General Assembly Conference 13 – 16 June 2023 *Council Induction courses
Dylan Griffiths	LGNSW Conference 23 – 25 October 2022 ALGA National General Assembly Conference 13 – 16 June 2023 *Council Induction courses
Mat Howard	*Council Induction courses
Justine Langford	LGNSW Conference 23 – 25 October 2022 ALGA National General Assembly Conference 13 – 16 June 2023 *Council Induction courses
Pauline Lockie	LGNSW Conference 23 – 25 October 2022 ALGA National General Assembly Conference 13 – 16 June 2023 Gambling Harm Workshop *Council Induction courses
Kobi Shetty	LGNSW Conference 23 – 25 October 2022 Reviewing Reports on Council Investments *Council Induction courses
Philippa Scott (Deputy Mayor)	ALGA National General Assembly Conference 13 – 16 June 2023 *Council Induction courses

Councillor	Induction Course/s completed
Chloe Smith	*Council Induction courses
John Stamolis	*Council Induction courses
Tim Stephens	*Council Induction courses
Zoi Tsardoulis	Essentials Cyber Security Awareness Training for Councillors *Council Induction courses

*The Inner West 'Council Induction Courses' for newly elected councillors included the following training:

- One on one with the General Manager
- Code of Meeting Practice for Councillors
- Code of Meeting Practice with the Mayor/Deputy Mayor (specifically in relation to Chairing meetings)
- Code of Conduct training
- Establishing well-functioning governing body
- Community Engagement Workshop
- Healthy Ageing Strategy Workshop
- Cultural Strategy Workshop
- Council's Strategic Direction and Strategies Workshop
- Councillor Budget Workshop
- Brave Solutions – Leadership Workshop

Councillor Induction and planning day included:

- Assets and commercial property, main streets and town halls Workshop
- Director portfolios including service profiles of departments Workshop
- Business excellence Workshop
- Integrated Planning and Reporting Framework Workshop
- Demographic snapshot Workshop

5. Councillors Overseas Trips

Details, including purpose of overseas visits by councillors, council staff or other persons representing council (including visits sponsored by other organisations). Reg cl 217(1)(a)

Councillor	Purpose	Details
Nil return		

6. Councillors Allowances and Expenses

Total cost during the year of the payment of expenses of, and the provision of facilities to, councillors in relation to their civic functions. Reg cl 217(1)(a) (i), (ii), (iii), (iv), (v), (vi), (vii), (viii)

Inner West Council has a councillors' Expenses and Facilities Policy that governs the expenses paid and facilities provided to the Mayor and Councillors for performing their civic duty.

Item	Total Amount
Provision of dedicated office equipment allocated to councillors	\$7,617
Telephone calls made by councillors	\$5,825
Attendance of councillors at conferences and seminars (ALGA & ALGWA)	\$28,422
Training of councillors and provision of skill development	\$3,444
Intrastate visits by councillors, including transport, accommodation and other out-of-pocket travelling expenses	\$3,889
Overseas visits by councillors, including transport, accommodation and other out-of-pocket travelling expenses	Nil
Expenses of any spouse, partner or other person who accompanied a councillor in the performance of his or her civic functions, being expenses payable in accordance with the Guidelines for the payment of expenses and the provision of facilities for Mayors and Councillors	Nil
Expenses involved in the provision of care for a child of, or an immediate family member of, a councillor	\$3,087
Total expenses	\$52,284

Annual allowances were paid to all councillors as required by the Local Government Act 1993 and in line with the determination of the Local Government Remuneration Tribunal on 20 June 2023.

Item	Total Amount
Mayoral allowance	\$113,197
Deputy Mayor allowance	\$41,640
Councillor allowance per councillor	\$31,640

7. Contracts Awarded

Details of each contract awarded (other than employment contracts & contracts less than \$150,000)
(Reg cl 217(1)(a2) (i), (ii))

Successful tenderer	Contract name/ nature of goods or services supplied	Total contact amount (ex. GST)
Gartner-Rose Pty Ltd	Greenway In-Corridor D&C Contract	\$42,466,476.00
Concrete Group Pty Ltd	Supply of Concrete	\$8,750,000.00
Sydney Electrical And Data Pty Ltd; S J Electric Group NSW; Macsparx Electrical & Data Pty Ltd; Rees Electrical Pty Limited	IWC Electrical Contractors Panel	\$4,545,454.55
Andrik Construction Group Pty Ltd; Bayot Building Services Pty Ltd; Ultra Building Works Pty. Ltd; Maico Property Services Pty Limited; Forefront Commercial Interiors Pty Ltd	IWC Building Contractors Panel	\$4,545,454.55
Data#3 Limited	Microsoft Enterprise Licensing	\$3,987,840.00
Landscape Solutions Australia Pty. Limited	Cahill PG and LHR Upgrade Construction	\$3,014,013.05
HP PPS Australia P/L	Computer Replacement	\$2,675,650.00
Apex Planning & Environment Law; Hall & Wilcox Lawyers; HWL Ebsworth Lawyers; Lindsay Taylor Lawyers; Maddocks; Sparke Helmore; Houston Dearn O'Connor; Clayton Utz	IWC External Legal Provider Panel 2023	\$2,545,454.55
Ozpave Aust Pty Ltd	Mill and Fill Services Regional Roads 2022/2023 (road works)	\$2,462,013.40
Ozpave Aust Pty Ltd	Mill and Fill Services Local Roads 2022/2023 (road works)	\$1,979,013.00
Christie Civil Pty Ltd	King George Park Carpark Upgrade	\$1,857,052.17
Romba Pty Ltd	King George and Easton Parks Upgrades	\$1,706,845.70
Sydney Arbor Trees Pty Ltd; Tree Serve Pty Ltd; Asplundh Tree Expert (Australia) Pty Ltd; Waratah Group Services	Tree Maintenance Services SSROC T2021-01	\$1,363,636.36
Active Tree Services Pty Ltd; Plateau Tree Service Pty Limited		
Roejen Services Pty Ltd	Aquatic Equipment Maintenance Services - Roejen Services	\$1,213,127.50
KPMG	Internal Audit Services	\$1,160,000.00
Progressive Air Conditioning Engineering; Airmaster Australia Pty Ltd; Inter-Chillers Pty Limited; Hirotec Maintenance Pty Ltd	IWC HVAC Maintenance Panel	\$1,136,363.64
Rees Electrical Pty Limited	Tempe Reserve Sports field Lighting Upgrade	\$1,132,000.00
Sydney Electrical And Data Pty Ltd	Tempe Reserve Pathway Lighting Upgrade	\$1,010,041.78
Sullivans Constructions	Leichhardt Oval Male and Female Amenities Upgrade	\$997,119.25
Andrik Construction Group Pty Ltd	Tempe Reserve Robyn Webster Refurbishment	\$788,521.00
Adpost Online Pty Ltd; Source Separation Systems Pty Ltd; Iconinc Holdings Pty. Ltd.	Food Organics Garden Organics Service Introduction	\$685,454.55
Sydney Electrical And Data Pty Ltd	White Way Lighting Servicing	\$545,454.55
Tekflow Pty Limited	E-Waste Collection Services	\$500,000.00
Stateline Asphalt Pty Ltd	Stateline Asphalt	\$440,000.00
Sulo MGB Australia Pty Ltd	Manufacture and Supply of Mobile Garbage Bins (MGB's) and Spare Parts	\$400,000.00
Kellogg Brown & Root Pty Ltd	Greenway Independent Certifier	\$363,636.36
D & M Excavations & Asphaltting Pty Ltd	Mill and Fill Services 2022/2023 (road works)	\$351,886.70
Na Group P/L	Mill and Fill Services 2022/2023 (road works)	\$333,963.99
The Trustee For Central Industries Trust	Ashfield Shade Structure Installation - Stage 2	\$292,415.00

Successful tenderer	Contract name/ nature of goods or services supplied	Total contact amount (ex. GST)
Interflow Pty Ltd	Package 5-SR 23-ReliningI-7P	\$271,738.18
Cox Architecture Pty Limited	Leichhardt Oval Masterplan	\$268,800.00
Minter Ellison	Council Wide Policy Review and Harmonisation Project	\$263,636.36
Marine & Civil Maintenance Pty Ltd	Remediation of Piper Street Bridge, Annandale	\$255,732.99
Moduplay	John Paton Reserve, Lion Street and North Street Playgrounds Upgrade	\$241,120.00
Welsh & Major Architects	Development of Parks Plans of Management	\$237,500.00
Budget Demolition & Excavation Pty Ltd	Elliott St New Kiosk Stage 1 Demolition and Make good	\$233,770.09
Bridgeford Group Pty Ltd	Leichhardt Park Aquatic Centre - Energy Engineering	\$224,900.00
NBRS & Partners Pty Ltd	Balmain Town Hall Architectural Services	\$222,600.00
Savills (NSW) Pty Limited	Strategic Property Investment - Buyers Agent	\$222,384.18
Know-Ledge Asset Management Pty Ltd	Buildings and Aquatic Centres, Bld Land Imp. Asset Condition Survey	\$214,974.55
Assa Abloy Entrance Systems Australia Pty Ltd	Sched Maintenance of Mechanical and Operable Doors & Walls - ASSA	\$208,181.82
Civil Works (NSW) Pty Ltd	Mort Bay Park, Birchgrove	\$204,651.82
Tract Consultants Pty Ltd	Marrickville Town Centre Masterplan	\$202,591.00
Mili Mili Pty Limited	Aboriginal Survival Memorial Yeo Park	\$200,000.00
Neural Networks Concepts Pty Ltd	Program Development - Leadership	\$198,181.82
Mcgregor Coxall	Blue Green Grid Strategy	\$195,356.36
Bridgeford Group Pty Ltd	Annette Kellerman Aquatic Centre - Energy Engineering	\$194,880.00
Vbuilt Construction Group Pty Ltd	Leichhardt Town Hall Internal Works	\$193,569.75
Asplundh Tree Expert (Australia) Pty Ltd	Annual Street Tree Planting Program 2022	\$191,528.64
Hix Group Pty Limited	Simpson Park Lighting Upgrade	\$188,815.00
Interspec Group NSW Pty Ltd	Pride Plaza Newtown - 3D Cube seating	\$185,000.00
Beca Australia Pty Ltd	Traffic and Parking Study for Marrickville & Dulwich Hill	\$178,411.91
Northern Contract Cleaning Pty Ltd, Servicelink Pty Ltd	AKAC & FDAC Cleaning	\$165,986.36
Green Options Pty Ltd Green Options Pty Limited	Pratten Park and Petersham Park Cricket Wicket maintenance	\$165,480.00
CRS Creative Recreation Solutions Pty Limited	Kendrick Park - Rose St - Rowe Playgrounds Upgrade	\$165,480.00
Livepro Australia Pty Limited	Knowledge Management System for Customer Service	\$164,440.73
Sentient Dynamics Pty Ltd	Sentient Dynamics SaaS - DPIE Integration	\$163,636.36
Maico Property Services Pty Limited	Deb Little ELC - Upgrade Works	\$163,220.00
Social Pinpoint, Harvest Digital Planning Pty. Ltd.	SaaS The HiVE Cloud Case Web Platform	\$161,290.91
Tract Consultants Pty Ltd	Dulwich Hill Town Centre Masterplan	\$156,916.77
Iconinc Holdings Pty. Ltd.	Food Organics Garden Organics Service Introduction - Coms	\$154,964.55
Source Separation Systems Pty Ltd	Supply of Compostable Bin Liners for FOGO	\$154,363.64
Total Contracts Awarded		\$99,862,991.44

8. Legal Proceedings

1. Summary of the amounts incurred by the council in relation to legal proceedings, including amounts incurred by council in relation to proceedings taken by or against council (including out of court settlements) Reg cl 217(1)(a3)

2. Legal expenses Reg cl 217(1)(a3)

Legal expenses category	Amount paid (\$'000)	Amount received (\$'000)
Planning and Building	2,948	225
Debt recovery	72	477
Other	1,259	70
Total	4,279	772

Appeal No.	Name of Entity (subsidiary or division)	DA	Property Address	Suburb	Description of Matter	Upcoming Event/ Status	Costs to Date
Land & Environment Court – Class 1 (Current)							
2021/073128	Anprisa Pty Ltd	DA/2020/0501	40-76 William Street	Leichhardt	Adaptive reuse of, and alterations and additions to, an existing industrial warehouse and conversion into an architecturally designed residential flat building to accommodate 181 residential apartments above two levels of basement car parking.	Hearing listed for 3, 4 & 8 November 2023.	\$161,000
2021/228923	Anprisa Pty Ltd	DA/2021/0437	40-76 William Street	Leichhardt	Deemed refusal of DA/2021/0437 for a stage one concept application converting industrial warehouse into residential flat building.	Hearing listed for 3, 4 & 8 November 2023.	as above
2022/304245	Appwam Pty Ltd	DA/2021/0776	301-305 Liverpool Road	Ashfield	Appeal against refusal of construction of a mixed use development comprising of ground level commercial premises with a 67 room boarding house with managers residence over a single level of basement parking.	Listed for 3 day hearing on 26-28 September 2023.	\$35,057
2022/307191	SSTG Property Pty Ltd	DA/2022/0684	77 Glassop Street	Balmain	Deemed refusal of demolition of existing structures and construction of residential flat building including basement parking and landscaping works.	Listed for hearing on 25-26 September 2023.	\$18,715
2022/326604	TPG Telcom Pty Limited	DA/2021/1143	Manning Street	Rozelle	Appeal against refusal of development of a telecommunications facility.	Awaiting final submissions by 25 September 2023.	\$29,792
2022/343603	Edward Zaki	DA/2021/0941	373-383 Illawarra Road	Marrickville	Appeal against refusal of alterations and additions and change of use to centre-based childcare facility.	Listed for hearing on 4-5 October 2023.	\$11,306
2022/338835	Giovanna Fragomeli	DA/2022/0169	17 Mary Street	Lilyfield	Appeal against refusal of construction of two 3-level semi-detached dwellings with parking, each located on two approved Torrens Title lots and associated works.	Listed for hearing on 9-10 August 2023.	\$28,554

Appeal No.	Name of Entity (subsidiary or division)	DA	Property Address	Suburb	Description of Matter	Upcoming Event/ Status	Costs to Date
2022/354227	C-Corp Nominees Pty Limited (was John Chidiac)	DA/2022/0815	5 Bruce Street	Ashfield	Deemed refusal of demolition of the existing building on the site and construction of a 2-storey residential flat building; comprising of 8 residential apartments and 2 levels of basement parking.	Listed for hearing on 4-5 October 2023.	\$42,497
2022/387841	Julie Murphy	DA/2021/0172	491 Marrickville Road	Dulwich Hill	Appeal against refusal to demolish part of the premises and carry out alterations and additions to construct a five-storey mixed use, shop top housing development comprising a ground floor retail tenancy with boarding house above.	s34 Conciliation Conference adjourned till 15 September 2023.	\$18,035
2023/26375	Appwam Pty Ltd	DA/2021/1367	55-63 Smith Street	Summer Hill	Appeal against refusal to demolish existing structures on site, and construction of a residential flat building containing 35 residential apartments including affordable housing, over 1 basement, parking level.	Listed for hearing on 5-6 February 2024.	\$9,170
2023/39109	Aaron & Louise Le Poidevin	MOD/2022/0233	50 Church Street	Birchgrove	Section 4.55(2) Modification of Development Consent DA/2022/0070 which approved alterations and additions to dwelling-house seeking to delete Condition 2(c) requiring a reduction in the roof pitch and height of the rear addition to reinstate the previously proposed 30 degree roof pitch	Listed for s34AA Conciliation & Hearing on 5 July 2023.	\$2,275
2023/40660	Jowono Investments Pty Ltd	DA/2022/0387	2 Harney Street	Marrickville	Appeal against refusal of the demolition of an existing dwelling and garage and construction of two storey dwelling house including garage and associated landscaping works.	Listed for s34AA Conciliation & Hearing on 11-12 July 2023.	\$9,294.00
2023/67256	Furusato Pty Ltd	DA/2022/0733	54-56 Darling Street	Balmain East	Appeal against deemed refusal of restoration and alterations and additions to the two existing terraces, including restoration of original facade, new street verandah to the Darling and Johnston Street frontages, retention of existing corner ground floor retail space and its basement, provision of two residential units, new landscaping, and removal of street tree on Darling Street	Listed for s34 Conciliation Conference on 21 August 2023.	\$19,162
2023/54799	Le Grandeur Pty Ltd	DA/2022/0228	310 Norton Street	Leichhardt	Appeal against refusal of demolition of existing 1-storey building and proposed new 4-storey shop top development with; basement parking with 6 apartment units and commercial space at ground floor.	Listed for s34 Conciliation Conference on 31 July 2023.	\$4,988
2023/68440	Giovanni Cirillo	DA/2022/0064	2 Addison Road	Marrickville	Appeal against refusal to remove 20 on-site car parking spaces and use this outdoor area as a beer garden with associated works operating 10.00am – 12.30am (the following day), Monday to Wednesdays; 10.00am – 2.30am (the following day), Thursdays to Saturdays; and 11.00am – 10.00pm Sundays;	Listed for s34 Conciliation Conference on 29 August 2023.	\$26,132
2023/78579	Newey Holdings Pty Ltd	DA/2022/0624	41 May Street	St Peters	Appeal against refusal to construct a 3-storey commercial building with parking and associated landscaping	Listed for s34 Conciliation Conference on 15 August 2023.	\$4,025

Appeal No.	Name of Entity (subsidiary or division)	DA	Property Address	Suburb	Description of Matter	Upcoming Event/ Status	Costs to Date
2023/90510	Precision Planning Pty Ltd	DA/2022/0253	7 National Street	Rozelle	Appeal against refusal of ground and first floor alterations and additions to existing dwelling-house, new double garage at rear and associated works; proposal involves removal of encroachments over Nos. 5 and 9 National Street	Listed for hearing on 1&4 September 2023.	\$-
2023/94812	Princeton Capstack Pty Ltd	MOD/2023/0008	73-75 Beattie Street	Balmain	Appeal against deemed refusal to modify condition 2 (d) of the LEC consent for DA/2021/0521 in order to permit the conveyor structure to be relocated within the building.	Listed for s34 Conciliation Conference on 27 July 2023.	\$-
2023/108539	APS Property Management Pty Ltd	DA/2022/0415	113 Dobroyd Parade	Haberfield	Appeal against refusal of demolition of existing building and construction of a warehouse units building (6 units) with associated car parking and landscaping.	Listed for s34 Conciliation Conference on 18 September 2023.	\$9,453
2023/130810	Carmelo & Edward Ginardi	DA/2022/0850	2 Duke Street	Balmain East	Appeal against deemed refusal for the construction of a new 2 storey dwelling with basement storage.	Listed for s34AA Conciliation Conference & Hearing on 1-2 November 2023.	\$-
2023/135718	Andrew Vincz	MOD/2023/0055	212 Hawthorne Parade	Haberfield	Appeal against deemed refusal of modification of approved studio to remove design change conditions and change flood requirement conditions.	Listed for s34 Conciliation Conference on 4 & 5 October 2023.	\$1,500
2023/144776	Ivy No.16 Pty Ltd	D/2017/622	6 Wortley Street	Balmain	Modification Application with respect to Development Application D/2017/622 as approved by the Land and Environment Court in LEC proceedings 2018/00010875	Listed for s34 Conciliation Conference on 14 August 2023.	\$3,000
2023/140210	Nikolce Sekulovski	DA/2022/0879	595 King Street	Newtown	Appeal against refusal of alterations and additions to existing shop top housing including additional unit and rooftop open space.	Listed for s34 Conciliation Conference on 6 November 2023.	\$9,474
2023/140629	Youssef Moussa	DA/2022/0163	9 Silver Street	St Peters	Appeal against refusal to demolish existing improvements, subdivide the land into 2 Torrens Title lots and construct two dwelling houses with associated landscaping. There was a review REV/2023/0002 that was determined - refusal on 3 May 2023	Listed for s34 Conciliation Conference on 6 October 2023.	\$5,132
2023/148437	Meron Wilson	DA/2022/0675	246 Catherine Street	Leichhardt	Appeal against refusal of DA/2022/0675 determined on 10 February 2023 for the part demolition and ground and first floor alterations and additions to rear of existing dwelling-house.	Listed for s34AA Conciliation Conference & Hearing on 15-16 November 2023.	\$3,047.00
2023/170784	Anabia Pty Ltd	DA/2021/1315	32-72 Alice Street	Rozelle	Appeal to a modification to the Court granted approval to change the operating hours of the approved indoor gym to 24/7.	Listed for s34 Conciliation Conference on 19 October 2023.	\$-
2023/204400	Daniel Charles Cobden	DA/2023/0265	504 Darling Street	Rozelle	Appeal against deemed refusal of DA/2023/0265 for demolition of existing buildings and site remediation for the construction of a residential flat building comprising 16 units over four levels, basement carparking, storage and plant, landscaping driveway access and associated services.	Listed for s34 Conciliation Conference on 1 February 2024.	\$-

Appeal No.	Name of Entity (subsidiary or division)	DA	Property Address	Suburb	Description of Matter	Upcoming Event/ Status	Costs to Date
2023/215718	Princeton Capstack Pty Ltd	MOD/2023/0131	73-75 Beattie Street	Balmain	Appeal against deemed refusal of MOD/2023/0131 to DA/2021/0521 includes changes to excavation, footprint, levels, openings, parking, finishes and planting.	Directions hearing on 3 August 2023.	\$-
2023/209866	Studio Johnston Architects Pty Ltd	DA/2023/0261	4&6 St Marys Street	Balmain East	Appeal against deemed refusal for demolition of existing dwellings and structures, site amalgamation, and construction of a new four (4) storey dwelling with parking and swimming pool and associated works.	Directions hearing on 21 July 2023.	\$-
2023/201791	Rebel Property Group Pty Ltd	DA/2022/1164	37-47 Farr Street	Marrickville	Appeal against deemed refusal of DA/2022/1164 for demolition of existing structures on site, and construction of a residential flat building consisting of 51 apartments, a two storey basement carpark, and a publicly accessible open space and integrated development.	Directions hearing on 17 July 2023.	\$-
Land & Environment Court – Class 1 (Closed)							
2022/377206	Warehouse on Park Pty Ltd	DA/2021/0001	17 Federation Road	Camperdown	Modification application to amend a Court Approval.	Parties enter into s34 Agreement. Reserved Judgment.	\$5,407
2023/123962	Nicholas Prilis	MOD/2022/0310	51-53 Albert Street	Petersham	Appeal against refusal of MOD/2022/0310 with respect to Development Application DA201800064, to modify the method of subdivision of the development including by removing the strata subdivision of the basement and manage the basement and associated easements through a Building Management Statement.	Parties enter into s34 Agreement. Reserved Judgment.	\$10,383
2023/20987	Xiaolong Zhu	DA/2022/0721	12 Dibble Avenue	Marrickville	Appeal against refusal of demolition of the existing dwelling and structures on the site. Subdivision of the site into two (2) lots and construction of a semi-detached dwelling on each lot.	Listed for s34AA Conciliation & Hearing on 29 & 30 June 2023. Reserved Judgment.	\$19,327
2022/264511	Sam Hodzic	BC/2022/0087	28 Empire Street	Haberfield	BIC for retention of skylights heritage conservation area.	Listed for Hearing on 22 & 23 June 2023. Reserved Judgment.	\$30,643
2022/266881	Sam Hodzic	DA/2021/0716 (POSS REV/2022/0014)	28 Empire Street	Haberfield	Appeal against refusal of retaining existing unapproved roof skylights.	Listed for Hearing on 22 & 23 June 2023. Reserved judgment.	as above
2022/329498	Stephen James	DA/2022/0192	14C Jane Street	Balmain	Deemed refusal of alterations and additions to convert existing building into dual occupancy, new swimming pool, external works, new garage off Fawcett Street.	Parties enter into s34 Agreement. Appeal upheld on 21 June 2023.	\$59,328
2022/358732	Cracknell & Lonergan Architects Pty Limited	DA/2022/0716	5 Leicester Street	Marrickville	Appeal against refusal to demolish part of the premises, Torrens title subdivision of the site into 2 allotments and carry out alterations and additions to provide 2 two storey dwelling houses with associated parking and landscaping.	Discontinued on 20 June 2023.	\$5,104

Appeal No.	Name of Entity (subsidiary or division)	DA	Property Address	Suburb	Description of Matter	Upcoming Event/ Status	Costs to Date
2022/379649	Lauren Harding	MOD/2022/0001	155 Australia Street	Camper-down	Appeal against refusal to modify Determination No. 201500181 dated 8 July 2015 to increase the size and height of the additions, provide a lower ground car parking area, reconfigure the internal layout, modify the size and location of windows and other internal and external modifications.	Parties enter into s34 Agreement. Appeal upheld on 16 June 2023.	\$13,794
2022/254147	Construction Assignments Pty Ltd	DA/2021/1167	11-17 Hutchinson Street	St Peters	Appeal against refusal of demolition of existing structures and construction of new commercial building and remediation of the site.	Parties enter into s34 Agreement. Appeal upheld on 07 June 2023.	\$81,244
2022/346491	Alexandra & Trent Thomas	DA/2022/0405	48 Tillock Street	Haberfield	Deemed refusal of alterations and additions to the existing dwelling including lower ground level and additions.	Parties enter into s34 Agreement. Appeal upheld on 01 June 2023.	\$42,513
2022/259332	John Greenwood & Associates Pty Ltd	DA/2022/0029	19 North Street	Balmain	Appeal against imposition of Deferred Commencement Condition 1 approved 5 August 2022 for ground and first floor alterations and additions to existing dwelling-house, including new garage, new detached studio and shed structure to rear, and associated works.	Parties enter into s34 Agreement. Upheld on 23 May 2023.	\$16,083
2022/351598	ES Engineering & Design P/L	DA/2022/0365	226 Norton Street	Leichhardt	Appeal against refusal of consolidation of existing two (2) lots, demolition of existing structures and construction of a dual occupancy with Strata titled subdivision and associated works.	Parties enter into s34 Agreement. Appeal upheld on 23 May 2023.	\$14,156
2022/284452	Robert Stewart	TREE/2022/0662	32 Kentville Avenue	Annandale	Appeal against Tree Minor Works Permit Application refusal 27 June 2022.	Appeal dismissed on 19 May 2023	\$-
2022/264360	Appwam Pty Ltd	DA/2021/0651	2-4 the Esplanade	Ashfield	Appeal against refusal of construction of a mixed use development comprising of ground level commercial premises and a 77 room boarding house with managers residence over basement parking.	Parties enter into s34 Agreement. Upheld on 9 May 2023.	\$63,865
2022/295190	Quarry Midco Pty Ltd	DA/2022/0082	24 Quarry Street	Tempe	Deemed refusal for demolition of part of an existing garage and other site improvements and construct a 2-part 3 storey dwelling house with associated parking on the southernmost lot legally described as Lot 16 in DP 60083.	Parties enter into s34 Agreement. Appeal upheld on 26 April 2023.	\$70,353
2022/269954	Ara Margossian	DA/2022/0106	79 Rowntree Street	Birchgrove	Deemed refusal of the demolition of existing dwelling and construction of a new dwelling.	Parties enter into s34 Agreement. Appeal upheld on 24 April 2023.	\$34,456
2022/277561	Park Hermitage Pty Ltd	DA/2022/0308	23 Croydon Street	Petersham	Deemed refusal for full demolition and reconstruction of the residential flat building fronting Croydon Street (Building A).	Parties enter into s34 Agreement. Appeal upheld on 14 April 2023.	\$40,302
2022/333047	Martin Taylor	DA/2022/0115	42 Stafford Street	Marrickville	Appeal against refusal to demolish part of the garage and carry out alterations and additions for the construction of a modified garage with a first floor studio.	Discontinued on 30 March 2023.	\$29,321

Appeal No.	Name of Entity (subsidiary or division)	DA	Property Address	Suburb	Description of Matter	Upcoming Event/ Status	Costs to Date
2022/088621	Victor Sahade	MOD/2022/0008	95 Ramsay Street	Haberfield	Deemed refusal of a modification application of a consent for the operation of a carwash and associated structures.	Appeal dismissed on 29 March 2023.	\$143,196
2022/291940	Jie Ma	DA/2021/1328	13 Durham Street	Dulwich Hill	Deemed refusal of demolition of existing building. Torrens Title Subdivision of existing lot into 2 lots. Construction of a semi-detached dwelling with parking, landscaping and associated works.	Parties enter into s34 Agreement. Appeal upheld on 28 March 2023.	\$35,042
2022/294541	Brooke & Richard Hill	DA/2022/0042	2 Waite Avenue	Balmain	Appeal against refusal of demolition of existing building, construction of a two-storey dwelling, carport and related landscaping.	Parties enter into s34 Agreement. Appeal upheld on 15 March 2023.	\$33,905
2021/361705	GFM Investment Group Pty Ltd	DA/2021/0799	Precinct 75	St Peters	Deemed refusal seeking consent for partial demolition of existing buildings, tree removal, site establishment works, alterations to the existing north-south lane between Edith Street and Mary Street for temporary service and tenant vehicle access, enabling works to allow the existing site to continue operation during construction of the Main Works and installation of an acoustic wall between Building 6 and Building 7 at 73-83 Mary Street, 67 Mary Street, 43 Roberts Street, 50-52 Edith Street, St Peters.	Appeal upheld on 14 March 2023.	\$446,999
2021/361726	GFM Investment Group Pty Ltd	DA/2021/0800	Precinct 75	St Peters	Deemed refusal seeking consent for site preparation, demolition, excavation, remediation works construction of mixed-use development comprising commercial/light industrial, build-to-rent residential housing and community facilities involving construction of two levels of basement car parking, alterations and additions to existing buildings, construction of three new buildings and creation of new publicly accessible open space, new pedestrian connection to Roberts Street and a north-south shared zone between Mary and Edith Street at 73-83 Mary Street, 67 Mary Street, 43 Roberts Street, 50-52 Edith Street, St Peters.	Appeal upheld on 14 March 2023.	as above
2022/307175	Exorno Investments Pty Ltd	DA/2021/1381	1 Charles Street	Enmore	Appeal against refusal of alterations and additions to existing dwelling.	Parties enter into s34 Agreement. Appeal upheld on 9 March 2023.	\$20,352
2022/336036	Shixiong Ge	DA/2021/0756	23 Milton Street	North Ashfield	Appeal against refusal of alterations and additions to an existing dwelling including rear extension.	Appeal dismissed on 9 March 2023.	\$15,209
2021/302851	JY Crown Pty Ltd	DA/2021/0727	305-313 Parramatta Road	Leichhardt	Appeal against deemed refusal of the demolition of existing structures and construction of mixed-use development.	Appeal dismissed on 24 February 2023.	\$61,485
2022/282581	Craig John Bryant	DA/2021/1063	9 Church Street	Balmain	Appeal against consent of ground and first floor alterations and additions to existing attached dwelling-house.	Parties enter into s34 Agreement. Appeal upheld on 17 February 2023.	\$5,515

Appeal No.	Name of Entity (subsidiary or division)	DA	Property Address	Suburb	Description of Matter	Upcoming Event/ Status	Costs to Date
2022/284665	Michael Poynting	DA/2022/0559	156A Old Canterbury Road	Summer Hill	Deemed refusal of alterations & additions to existing residential building for a single storey rear extension and two (2) new associated hardstand car spaces.	Parties enter into s34 Agreement. Appeal upheld on 17 February 2023.	\$37,851
2022/137345	TGO Pty Ltd	DA/2021/1215	47 Chalder Street	Marrickville	Appeal against refusal of subdivision into 3 Torrens titles.	Parties enter into s34 Agreement. Appeal upheld on 9 February 2023.	\$7,223
2022/252587	Cohesive Planning Pty Ltd	DA/2022/0019	75 Heighway Avenue	Croydon	Appeal against refusal of demolition of existing dwelling and construction of an attached dual occupancy comprising 2 x 3 bedroom, 2 storey dwellings with basement garaging and associated strata title subdivision.	Parties enter into s34 Agreement. Appeal upheld on 7 February 2023.	\$19,675
2022/122310	Mod Urban Pty Ltd	DA/2021/1283	49 Cambridge Street	Stanmore	Deemed refusal for a secondary living area.	Appeal dismissed on 20 January 2023.	\$30,983
2022/171452	Torrero Holdings Pty Ltd	TREE/2022/0050	2 West Street	Lewisham	Appeal against refusal of tree removal application TREE/2022/0050 to remove 2 Araucaria columnaris trees.	Appeal upheld on 11 January 2023	\$-
2022/204563	Joseph Amine	DA/2021/0438	646 Darling Street	Rozelle	Appeal against refusal for the addition of a second floor two-bedroom unit to existing building.	Parties enter into s34 Agreement. Appeal upheld on 06 January 2023.	\$11,125
2021/336982	Mateusz Jan Wilk	DA/2018/639	36 Moore Street	Rozelle	Application to modify the consent granted by court for ground and first floor alterations and additions to an existing dwelling.	Appeal upheld with amended plans on 29 December 2022.	\$28,544
2022/231065	Appwam Pty Limited	MOD/2021/0565	52-54 Charlotte Street	Ashfield	Appeal against refusal of section 4.55(2) to DA/2020/0505 proposed modifications include amendments to the approved floor plans, reduction in boarding rooms from 54 to 53 and addition of a new storey to the rear (western) portion of the development.	Parties enter into s34 Agreement. Appeal upheld on 23 December 2022.	\$16,184
2022/237326	Stag Property Pty Ltd (No.1)	DA/2022/0154	17 Albion Street	Annandale	Deemed refusal of construction of a new house - two storeys plus attic level.	Parties enter into s34 Agreement. Appeal upheld on 21 December 2022.	\$16,730
2022/237293	Stag Property Pty Ltd (No.2)	DA/2022/0246	15 Albion Street	Annandale	Deemed refusal of demolition of an existing dwelling and the construction of two 2-storey plus attic level dwellings and subdivision into two lots.	Parties enter into s34 Agreement. Appeal upheld on 21 December 2022.	as above
2021/350921	Efi Kremetis	DC Order	214 Parramatta Road	Stanmore	Challenge against a Development Control Order concerning the unauthorised use of the property as a boarding house.	Discontinued on 14 December 2022	\$4,680

Appeal No.	Name of Entity (subsidiary or division)	DA	Property Address	Suburb	Description of Matter	Upcoming Event/ Status	Costs to Date
2022/218684	Emma & Andrew Phillips	MOD/2021/0570	150 Beattie Street	Balmain	Deemed refusal of MOD/2021/0570 proposing modifications to approved alterations and additions including changes to garage, front building works and fenestration.	Appeal upheld with amended plans on 13 December 2022.	\$21,931
2022/244924	Patrick & Anastasia Power	MOD/2021/0522	13 Dickson Street	Newtown	Deemed refusal of Section 4.55 Modification to DA/2020/0331 to demolish part of the premises and carry out ground and first floor alterations and additions to a dwelling house, including addition of a basement and changes to floor plans	Parties enter into a s34 Agreement. Appeal upheld on 13 December 2022.	\$36,336
2022/250279	Barry Andrew Sargeant	DA/2021/1209	3 Lyall Street	Leichhardt	Appeal against refusal of demolition of existing dwelling, construction of two attached two storey dwellings, and Torrens title subdivision	Parties enter into s34 Agreement. Appeal upheld on 08 December 2022.	\$27,761
2022/254396	Gary Parisi & Joseph Griffin	DA/2020/0286	2A&2B Caroline Street	Balmain	Application to modify the consent granted by the court of DA/2020/0286 appeal 177043 of 2020 for demolition of existing dwelling subdivision of the site and construction of 2 two storey townhouses with basement parking.	Parties enter into s34 Agreement. Appeal upheld on 06 December 2022.	\$4,113
2022/234297	Appwam Pty Ltd	DA/2020/1022	55-63 Smith Street	Summer Hill	Appeal against Demolition of existing structures and construction of a house containing 97 boarding rooms (incl on site managers) over 1 basement level of parking.	Local Planning Panel approves the DA subject to conditions. Discontinued on 6 December 2022.	\$-
2022/242240	Hessey & Anor	DA/2021/1303	66 Cardigan Street	Stanmore	Appeal against alterations & additions to the existing dwelling. Construction of a new garage structure with first floor studio above at rear.	Parties enter into s34 Agreement. Appeal upheld on 2 December 2022.	\$98,692
2022/092258	Bruce Thelfro	DA/2021/0949	7 Hercules Street	Dulwich Hill	Appeal against refusal of subdivision into 2 Torrens title lots.	Appeal dismissed on 30 November 2022.	\$10,954
2022/097408	Exodus Foundation (No.1)	BC/2021/0087	180 Liverpool Road	Ashfield	Appeal relates to a refusal of a Building Information Certificate concerning the construction of a steel awning.	Agreed Plan of Management for activities. Discontinued on 29 November 2022.	\$-
2022/291878	Exodus Foundation (No.2)	DA/2022/0598	180 Liverpool Road	Ashfield	Deemed refusal of use of the car park for annual events and occasional BBQs. No works	Agreed Plan of Management for activities. Discontinued on 29 November 2022.	\$600
2022/272519	John & Susan McKeon	DA/2022/0241	159 Flood Street	Leichhardt	Appeal against imposition of Deferred Commencement Condition 1 approved 11 July 2022	Parties enter into s34 Agreement. Appeal upheld on 29 November 2022.	\$6,501

Appeal No.	Name of Entity (subsidiary or division)	DA	Property Address	Suburb	Description of Matter	Upcoming Event/ Status	Costs to Date
2022/142400	Mohammad Morad (No.1)	MOD/2022/0044	14 Clifton Street	Balmain East	Appeal against deemed refusal of MOD/2022/0044 to modify Development Consent No 2019/68, which seeks consent for the construction of a new dintel wall on the northern side of the property, proposed construction of communications and electrical plant, dismantle and rebuild of stone wall to southern boundary and associated works, including associated cut and fill,	Discontinued on 18 November 2022.	163,372
2022/142412	Mohammad Morad (No.2)	MOD/2022/0045	14 Clifton Street	Balmain East	Appeal against deemed refusal of MOD/2022/0045 to modify Development Consent No 2019/68 which seeks consent to relocate and reconfigure stairs and lift allowing for the southern verandah to be reinstated, and associated works.	Discontinued on 18 November 2022.	as above
2022/171511	Leigh Cunneen	EPA/2022/0076	141 Annandale Street	Annandale	Appeal against Development Control Order for premises that are being used for a purpose that requires planning approval to be obtained.	Discontinued on 10 November 2022.	\$3,000
2022/092784	Corvas Pty Ltd	DA/2021/0518	1-5 Chester Street	Annandale	Appeal against refusal of demolition of existing structures, construction of a 5 storey mixed use building containing ground floor and lower ground floor commercial tenancies, three levels of student accommodation comprising 60 self-contained studio apartments and communal facilities and a part 1 level part 2 level basement structure containing car parking and servicing and establishment of a ground level landscaped.	Parties enter into s34 Agreement. Appeal upheld on 08 November 2022.	\$65,751
2022/155922	Filippo & Amy Kousis	MOD/2021/0525	73 Nelson Street	Rozelle	Appeal against deemed refusal of MOD/2021/0525 of development consent DA/2020/1159 proposing the modification of the terms and conditions of the development consent s4.55 pertaining to access to the site via York Place.	Appeal dismissed on 4 November 2022.	\$6,350
2022/225400	John Moshonis	MOD/2021/0194	14B Henson Street	Summer Hill	Notice of Determination for the modification of a consent to remove requirement for stormwater easement.	Discontinued on 3 November 2022.	\$-
2022/055725	Hunter's Hill Ventures Pty Ltd	DA/2021/0967	308 Darling Street	Balmain	Deemed refusal for the substantial demolition of the existing two storey building and construction of a three-storey mixed use commercial building comprising two commercial tenancies at ground level, an entertainment facility (live music venue and associated whiskey bar) at first floor level, and four affordable rental apartments and roof top terrace at the second floor.	Parties enter into s34 Agreement. Appeal upheld on 2 November 2022.	\$12,610
2022/213379	Ausbay Construction Pty Ltd	MOD/2021/0555	328-336 Liverpool Road	Ashfield	Refusal of MOD/2021/0555 for addition of a substation, relocation of fire stairs, changes to materials and the internal vehicular manoeuvring areas.	Parties enter into s34 Agreement. Appeal upheld on 1 November 2022.	\$4,725

Appeal No.	Name of Entity (subsidiary or division)	DA	Property Address	Suburb	Description of Matter	Upcoming Event/ Status	Costs to Date
2022/011566	Kenton & Megan Joyce	DA/2021/0940	58 Beauchamp Street	Marrickville	Appeal against refusal of the demolition of part of an existing dwelling/garage, extend the existing garage structure and construction of alterations to the dwelling, construct a detached 2 storey studio to the rear with new swimming pool.	Appeal upheld with amended plans on 26 October 2022.	\$37,076
2022/209637	TGO Pty Ltd	DA/2022/0424	47 Chalder Street	Marrickville	Deemed refusal for demolition of all existing structures on the site.	Discontinued on 26 October 2022.	as above
2022/142411	Mohammad Morad (No.3)	MOD/2022/0105	14 Clifton Street	Balmain East	Appeal against deemed refusal of MOD/2022/0105 to modify Development Consent No 2019/68 to modify Development Consent No 2019/68 which seeks consent for increase in the overall height of the southern wing, and amendment to the southern façade of the approved southern wing.	Discontinued on 20 October 2022.	as above
2022/104014	Kathryn Young	DA/2020/0839	323 King Street	Newtown	Appeal against refusal of alterations and additions to a bar and construction of dwellings.	Directions hearing on 3 August 2023.	\$42,447
2022/015710	SSTG Property Pty Ltd	DA/2021/1170	180 Darling Street	Balmain	Deemed refusal seeking consent for the demolition of existing structures and construction of 6 multi-dwelling housing dwellings as in-fill affordable housing with basement car parking including remediation.	Appeal upheld with amended plans on 14 October 2022.	\$35,775
2022/148494	Beaini Corp Pty Ltd	DA/2022/0104	104 William Street	Leichhardt	Appeal against deemed refusal of DA/2022/0104 for the demolition of all existing structures and the construction of a two-storey semi-detached dwelling with car parking, associated landscaping and site works.	Appeal upheld with amended plans on 14 October 2022.	\$11,668
2022/212241	Kathryn Young	DA/2020/0839	323 King Street	Newtown	Modification of Court Orders relating to appeals 10631, 10632 and 10633 of 2003, 10895 & 10896 of 2010 and 10147 of 2011.	Discontinued on 12 October 2022.	as above
2021/291014	Beeche Crawford & Crowe Pty Ltd	DA/2021/0459	81 Palace Street	Petersham	Deemed refusal for demolition of the existing structures on site and construction of a three storey 12 room boarding house.	Parties enter into s34 Agreement. Upheld on 11 October 2022.	\$23,914
2022/153397	Kiu Kwan Yip	DA/2022/0250	176 Beattie Street	Balmain	Appeal against deemed refusal of DA/2022/0250 for the demolition of the existing dwelling and construction of a 2-storey dwelling.	Parties enter into a s34 Agreement. Upheld on 7 October 2022.	\$80,226
2022/103772	Romana Rocchi	DA/2021/1220	22 England Avenue	Marrickville	Deemed refusal of alterations and additions to the existing dwelling house, including a two-storey addition to the rear of the dwelling, tree removal, landscaping and new in-ground swimming pool.	Parties enter into a s34 Agreement. Appeal upheld on 5 October 2022.	\$2,013

Appeal No.	Name of Entity (subsidiary or division)	DA	Property Address	Suburb	Description of Matter	Upcoming Event/ Status	Costs to Date
2022/218494	Bunnings Properties Pty Ltd	MOD/2021/0376	728-750 Princes Highway	Tempe	Appeal against deemed refusal of MOD/2021/0376 of development consent DA2017/00185 to reduce on-site car parking, reconfigure the internal layout of the warehouse, carry out alterations to achieve National Construction Code compliance, provision of roof services, facade changes and addition of internal ceiling fans and to modify conditions of consent.	Regional Planning Panel approves modification. Discontinued on 20 September 2022.	\$36,250
2022/045989	Anabia Pty Ltd	DA/2021/1315	32-72 Alice Street	Newtown	Deemed refusal for the use of the vacant basement comprising lots 2 & 3 in DP1261043 as a gym, and associated car parking in Pt 13 of SP 88894.	Parties enter into a s34 Agreement. Appeal upheld on 14 September 2022.	\$1,750
2022/184659	Warehouse on Park	DA/2021/0001	17 Federation Road	Camper-down	Modification application seeking approval for the modification of DA/2021/0001. Court granted consent proceedings 2021/48415.	Parties enter into s34 Agreement. Upheld on 13 September 2022.	\$5,407
2022/130666	Christopher Brookes	DA/2021/1132	13 Sutton Street	Balmain	Deemed refusal for demolition of existing dwelling, and construction of new dwelling consisting of single and double storey sections and related landscaping.	Appeal upheld with amended plans on 8 September 2022.	\$32,968
2022/119957	Andrew Dennis Boddam-Whetham	DA/2021/0326	36 Hopetoun Street	Camper-down	Appeal against refusal for alterations and additions to the existing dwelling house, with landscaping and associated parking.	Parties enter into s34 Agreement. Upheld on 2 September 2022.	\$14,925
2022/123735	Jonathon Eric Day	DA/2021/0952	176 Annandale Street	Annandale	Deemed refusal for alterations and additions to the existing dwelling (including a new attic level), new swimming pool and new stairs and dormer window to the existing studio.	Parties enter into s34 Agreement. Upheld on 24 August 2022.	\$16,833
2021/235662	Nguyen Services Pty Ltd	DA/2019/00421	315-321 Illawarra Road	Marrickville	Refusal of the demolition of existing improvements and construction of mixed-use building.	Parties enter into s34 Agreement. Appeal upheld on 24 August 2022.	\$55,424
2022/063306	200 Marion Properties Pty Ltd	DA/2021/0110	194-202 Marion Street	Leichhardt	Appeal against refusal of demolition of all existing structures and redevelopment of the site to contain a four (4) storey mixed use development with basement and lower ground parking, retail shops and 26 apartments, landscaping and associated site works.	Parties enter into a s34 Agreement. Appeal upheld on 23 August 2022.	\$2,000
2022/188024	Trezetto Pty Ltd (was Rocking Horse Construction)	DA/2022/0361	69-71 Darling Street	Balmain East	Appeal against deemed refusal DA/2022/0361 for the alterations and additions to an existing heritage building to provide two retail tenancies to the ground floor shop fronts and two residences located behind and above retail across two floors and including attic space and realignment of the subdivision line between the established two lots. The proposal involves demolition of part of the existing rear building.	Parties enter into s34 Agreement. Upheld on 21 August 2022.	\$9,514

Appeal No.	Name of Entity (subsidiary or division)	DA	Property Address	Suburb	Description of Matter	Upcoming Event/ Status	Costs to Date
2022/083369	Belinda Ainsworth	DA/2021/0841	115 Short Street	Birchgrove	Appeal against refusal of the demolition of existing dwelling and construction of a new multi-level dwelling, carport to rear and associated works, including tree removal.	Parties enter into a s34 Agreement. Appeal upheld on 4 August 2022.	\$26,523
2022/088539	Robert & Kathryn Morrison	DA/202/0603	39 Short Street	Birchgrove	Appeal against refusal for alterations and additions to the existing dwelling house and associated works, including tree removal and new front fence.	Parties enter into a s34 Agreement. Appeal upheld on 22 July 2022.	\$29,248
2022/167414	Kate Fraser	DA/2021/1054	16 Drynan Street	Summer Hill	Appeal against deemed refusal of alterations and additions to the existing dwelling including the construction of a new upper level.	Discontinued on 20 July 2022.	\$3,141
2022/073897	Benson McCormack Pty Ltd	DA/2017/00349	265-273 Illawarra Road	Marrickville	Modification application seeking approval of Court granted consent.	Parties enter into a s34 Agreement. Appeal upheld on 18 July 2022.	\$7,840
2022/078262	Chahrazad Rahe	DA/2021/0014	38 Denison Street	Rozelle	Appeal against refusal of demolition of existing dwelling, construction of two storey dwelling house above basement garage and pool.	Appeal upheld on 13 July 2022.	\$9,050
2021/307234	Vicky Karatasas	DA/2021/0878	32 Carlisle Street	Leichhardt	Deemed refusal for removal of existing fence, new front fence and removal of existing tree.	Appeal upheld on 12 July 2022.	\$-
2021/235662	VL3 Pty Ltd	DA/2021/0625	1 Nelson Place	Petersham	Deemed refusal of the demolition of all existing structures and the construction of a 5 storey boarding house comprising 23 rooms.	Parties enter into s34 Agreement. Appeal upheld on 6 July 2022.	\$616

Appeal No.	Name of Entity (subsidiary or division)	DA	Property Address	Suburb	Summary	Upcoming Event/ Status	Costs to Date
Land & Environment Court – Other Classes							
2021/167207	Franco & Barbara Bilotta	N/A	93 Louisa Road	Birchgrove	Class 4 Civil enforcement proceedings relating to the removal of unauthorised works to a dwelling.	Discontinued.	\$41,389
2022/217782	Transport for New South Wales	N/A	136 May Street	St Peters	Class 3 Appeal seeking compensation in the amount of \$2M for interest in Lot 3 and 4 in DP 1273810 acquired by TfNSW.	Listed for 5 Day Hearing on 12-16 February 2024.	\$189,404
2022/267014	Transport for New South Wales	N/A	65 May Street	St Peters	Class 3 Appeal seeking compensation in the amount of \$13.5M for interest in lots being part of Camdenville Park acquired by TfNSW.	Listed for 7 Day Hearing on 4-5 & 8-12 April 2024.	\$27,957
2022/335822	Kristine Gibson	DA/2021/0866	11 Phoebe Street	Balmain	Class 4 Judicial Review – Appeal against IWC Local Planning Panel grant of consent. Council is fourth respondent. Submitting appearance.	Notice of Motion to file a further amended summons granted on 30 June 2023.	\$-

Appeal No.	Name of Entity (subsidiary or division)	DA	Property Address	Suburb	Summary	Upcoming Event/Status	Costs to Date
2023/74515	Brad & Anastasia Woodhouse	DA/2022/0383	251 Annandale Street	Annandale	Class 4 Judicial Review - Appeal against IWC consent. Council is fourth respondent. Submitting appearance.	Listed for Hearing on 27-28 November 2023.	\$-
2022/092539	Haberfield Nominees NSW Pty Ltd	N/A	95 Ramsay Street	Haberfield	Class 4 Civil Enforcement proceedings relating to the demolition and removal of unauthorised carwash structures and signs.	Orders made to remove unlawful structure within 60 days. Proceedings dismissed on 14 April 2023.	As above
2022/299062	Conca D'Oro Lounge Pty Ltd	N/A	70 Mary Street	Lilyfield	Class 4 - Judicial Review seeking an order that IWC be restrained from carrying out works for the purposes of the construction of a skate park.	Parties enter into a Confidential Heads of Agreement. Dismissed on 15 December 2022.	\$102,845
2023/191039	Robert Stewart & Shuiping Zhou	N/A	32 Kentville Avenue	Annandale	Class 4 - Judicial Review of Commissioner decision to refuse a Class 1 Appeal concerning the removal of a tree	Hearing on 16 November 2023.	\$-

Appeal No.	Name of Entity (subsidiary or division)	Jurisdiction	Summary	Upcoming Event/Status	Costs to Date
Land & Environment Court – Other Jurisdictions					
NSD978/2022	A & J Wong Holdings Pty Limited	Federal Court of Australia	Winding Up Application of the company for failure to pay a debt of \$83,000.	Company wound up with Liquidator appointed to recover debt.	\$10,650
N/A	Margarita Watton	Victorian Supreme Court	Summons against Council (Marrickville Council) concerning a claim.	Hearing on 20 June 2023. Plaintiff agreed for judgment in favour of Council.	\$43,474
2023/0028259	Andrew Chalk	NSW Civil and Administrative Tribunal	Review of GIPA Notice of Decision dated 29 November 2022 - North Ashfield Urban Design Study	Settled by agreement on 28 March 2023. Dismissed on 31 March 2023.	\$-

Case No.	Name of Entity (subsidiary or division)	Property Address	Suburb	Summary	Upcoming Event/ Status	Costs to Date
District & Local Court (Current)						
N/A	Samir Hodzic	28 Empire Street	Haberfield	Non-Compliance with Development Control Order.	Adjourned to 9 October 2023.	\$-
N/A	Tertia Harry	739 Darling Street	Rozelle	Prosecution (x3) related to a dog attack on another dog together with a Control Order.	Judgment reserved. Sentencing on 9 November 2023.	\$19,639
N/A	Matthew Craparotta	60 O'Connor Street	Haberfield	2x Offences related to the Companion Animals Act.	Listed for mention on 19 October 2023.	\$-
N/A	Perestrelo Investments Pty Ltd	8 Wallace Avenue	Hurlstone	Failure to provide an Annual Fire Safety Statement.	Listed for mention on 9 October 2023.	\$-
N/A	Yan Deng	16 Smith Street	Tempe	3x Offences related to the Companion Animals Act.	Hearing on 19 January 2024.	\$-
N/A	Colin Baker	174 Bay Street	Pagewood	Stand unregistered vehicle.	Listed for mention on 25 September 2023.	\$-
N/A	Pizzeria Pty Limited t/as Cyclops Pizza	724 Parramatta Road	Petersham	Court election in respect of breach of the Food Act - food safety standard.	Listed for hearing on 3 November 2023.	\$-

Case No.	Name of Entity (subsidiary or division)	Property Address	Suburb	Summary	Upcoming Event/ Status	Costs to Date
District & Local Court (Closed)						
N/A	Jeccon Pty Limited	23 May Street	St Peters	Failure to comply with a Development Control Order to cease the unauthorised use of a building.	Plea of guilty entered. Fined \$35,000 and \$3,500 for costs on 30 May 2023.	\$-
N/A	Jeremy Lethlean	26 Parsons Street	Rozelle	Failure to provide Annual Fire Safety Statement.	Matter withdrawn on 25 May 2023.	\$-
N/A	Mark Keirnan	21 Leichhardt Street	Leichhardt	Failure to comply with a Local Government Order to make safe and healthy lands.	Convicted and fined \$330 and \$5,500 for professional costs on 16 May 2023.	\$3,658

Case No.	Name of Entity (subsidiary or division)	Property Address	Suburb	Summary	Upcoming Event/ Status	Costs to Date
N/A	Ms Mai Kanhukamwe	3E Gilpin Street	Camperdown	Companion animal not registered.	Matter withdrawn on 10 May 2023.	\$-
N/A	Evangelia Mavridis	135 Mullens Street	Rozelle	Failure to comply with an Order to make a building safe.	Withdraw with Defendant mitigating on 9 March 2023.	\$-
N/A	Nahas Corp Two Pty Ltd	136 Parramatta Road	Petersham	Breach of Environmental Planning & Assessment Act by carrying out prohibited development.	Sentencing on 17 February 2023. Convicted and fined \$8,000 and \$2,000 for professional costs.	\$-
N/A	Michael Ainsworth	90 Hawthorne Street	Petersham	Application to set aside a Dangerous Dog Declaration.	Control Orders made with Declaration revoked on 23 November 2022.	\$-
N/A	A&J Wong Holdings Pty Ltd	117 Probert Street	Newtown	Debt Recovery	Statement of claim filed in the amount of \$83,000 for recovery of Council expenses in undertaking safety work on fire damaged building directed by order. Default judgment.	\$-
N/A	A&J Wong Holdings Pty Ltd	31 Fisher Street	Petersham	Failure to comply with a Local Government Order.	Listed for mention on 20 October 2022. Ex-parte Application with conviction. Fined \$2,200 and ordered to pay costs of \$1,200 on 20 October 2022.	\$-
N/A	Mariam Farida	Burfitt Street	Leichhardt	Failure to register a companion animal.	Withdrawn as defendant finalised registration on 10 October 2022.	\$-
N/A	Lacey Shields	16A Tebbutt Street	Leichhardt	Failure to register a companion animal	Withdrawn.	\$-
N/A	Mzukisi Mabutyana	23 Liydale Street	Marrickville	2 x Illegal parking/abandoned vehicle in a public place	Withdrawn.	\$-
N/A	Mark Thompson	125 Alice Street	Newtown	Failure to comply with a Local Government Order to make safe and healthy a property.	Withdrawn.	\$-
N/A	Matthew Miller	52 Chelmsford Street	Newtown	Failure to comply with a Local Government Order to make safe.	Withdrawn on 6 October 2022 as defendant complies with Order.	\$600
N/A	Mary Kalaitzis	124 Norton Street	Leichhardt	Failure to comply with a Local Government Order to make a property safe.	Withdrawn on 6 October as defendant complies with Order.	\$-
N/A	Action Tree Management Pty Limited	126 Crystal Street	Petersham	Development without development consent – unauthorised removal of a tree.	Fined and convicted \$8,000 and order to pay costs of \$1,980.	\$-

Case No.	Name of Entity (subsidiary or division)	Property Address	Suburb	Summary	Upcoming Event/ Status	Costs to Date
N/A	A&J Wong Holdings Pty Ltd	117 Probert Street	Newtown	Failure to comply with an Order to make a building safe.	Convicted and find \$2,200 and Council awarded costs of \$2,000.	\$-
N/A	Haberfield Nominees NSW Pty Ltd	95 Ramsay Street	Haberfield	Breach of development consent concerning a carwash. Court elected Penalty Infringement Notice. Plea of not guilty.	Withdrawn on 1 August 2022.	\$-
N/A	Christine Crowe	10 Marion Stret	Leichhardt	Court election of a penalty infringement notice concerning breach of condition of approval.	Convicted and ordered to pay \$750.	\$-
N/A	Chao Qiao	85 Northumberland Avenue	Stanmore	Court election of a penalty infringement notice 3235119169 issued for the unauthorised pruning of a street tree.	Section 10(1A) no conviction with proceeding dismissed but ordered to pay costs of \$1,299.	\$2,279

9. Private Land works

Resolutions made concerning work carried out on private land, including:

- details or a summary of any resolutions made under section; and
- details or summary of any work carried out, where the charge is less than the approved fee, the proposed fee to be charged and the total amount subsidised by council. Reg cl 217(1)(a4) & Act s 67, 67(2)(b)

There were no public works on private land during the year under section 67.



10. Grants

Total amount contributed or otherwise granted to financially assist others. Reg cl 217(1)(a5) & Act s 356

Grant recipient	Amount
1 Alexander Yardley Bebbington	\$5,000
2 Lorraine Bower	\$5,000
3 Holly Conner	\$5,000
4 Jodie Ann Choolburra	\$10,000
5 William J Burke	\$10,000
6 Boomalli Aboriginal Artists Co-operative	\$10,000
7 Petersham Bowling Club Ltd	\$10,000
8 Scratch Art Space Pty Ltd	\$10,000
9 Settlement Services International – Community Refugee Welcome Centre	\$10,000
10 Mark Mordue	\$10,000
11 St Andrew’s Anglican Church of Summer Hill	\$10,000
12 Graham Simms	\$10,000
13 The Living Room Theatre	\$8,784
14 Teik-Kim Pok	\$7,900
15 Creatives Unlimited Pty Ltd	\$7,725
16 Emilio Cresciani	\$7,590
17 Danielle Baynes	\$5,000
18 Studio ARTES	\$5,000
19 Thinesh Thillainadarajah	\$5,000
20 Asylum Seekers Centre	\$5,000
21 CASS Care Ltd	\$5,000
22 Dyan Tai	\$5,000
23 Lidia Luna	\$5,000
24 Multicultural Disability Advocacy Association of New South Wales Incorporated	\$5,000
25 Ethnic Craft Group	\$4,094
26 Kenneth James ROSS BARNARD	\$5,000
27 Alex Lofts	\$3,720
28 Philip McCrea	\$1,590
29 Helen Carter	\$3,883
30 Pablo Leighton	\$4,991
31 Matthew Ng	\$5,000
32 Ilan Harris	\$4,045
33 NSW Reconciliation Council Incorporated	\$5,000
34 Olivetree Women’s Network	\$5,000
35 Sydney Stingers Incorporated	\$5,000
36 Metro Assist	\$4,998
37 The NSW Gender Centre	\$4,563

Grant recipient	Amount
38 Haberfield Community Singers Inc	\$4,000
39 St Vincent de Paul Society NSW	\$4,000
40 Sunnyfield	\$3,000
41 Rigpa Fellowship Inc	\$1,200
42 Inner West Neighbour Aid Incorporated	\$500
43 Flight Path Theatre Ltd	\$20,000
44 Marrickville Legal Centre	\$20,000
45 Midjuburi Youth Resource Centre	\$20,000
46 Together Two Limited	\$20,000
47 Dance for Parkinson’s Australia Ltd	\$19,310
48 Gunawirra	\$18,000
49 What Can I Do? Australia	\$5,000
50 KU Crusader Preschool	\$5,000
51 Balmain Public School P&C	\$4,950
52 Planting Seeds	\$5,000
53 Sydney Wildlife	\$4,942
54 Ashfield Park Community Garden	\$4,558
55 Dulwich Hill P&C	\$4,870
56 Inner West Tool Library Sydney	\$3,105
57 Renew Sydney Central Branch	\$4,935
58 Tempe Public School P&C	\$4,647
59 Reverse Garbage	\$5,800
60 Pocket City Farms	\$4,700
61 Special Olympics Inner West	\$5,000
62 UNSW Wests Water Polo Club	\$5,000
63 Ashfield Pirates FC	\$4,700
64 Inner West Roller Derby League	\$4,000
65 Leichhardt Wanderers Netball Club	\$4,000
66 Marrickville District Lawn Tennis Club	\$4,000
67 RALLY4EVER	\$4,000
68 Leichhardt Saints Football Club	\$2,500
69 Summer Hill Cricket Club	\$1,800
70 Glover’s Garden	\$400
71 Styles St Children’s Community Long Day Care Centre	\$400
72 Associazione Napoletana	\$800
Total Grants	\$458,000

11. External Bodies with delegated Council functions

Statement of all external bodies that exercised functions delegated by council. Reg cl 217(1) (a6)

External body name	Nature of controlling interest
Internal Ombudsman	Shared Service Managing Code of Conduct complaints and Public Interest Disclosures on behalf of Council
Marrickville Youth Resource Centre	Management of the Jarvie Park youth facility
Police and Citizens Youth Club NSW	Management and operation of the Debbie and Abbey Borgia Recreation and Community Centre in South Marrickville
Sydney University Sport and Fitness/City of Sydney Netball Association	Operation of the Robyn Webster Sports Centre-Tempe Recreation Centre

12. Other Bodies that Council held a controlling interest in

Statement of all corporations, partnerships, trusts, joint ventures, syndicates or other bodies in which council held a controlling interest. Reg cl 217(1)(a7)

There were no corporations, partnerships, trusts, joint ventures, syndicates or other bodies in which council held a controlling interest during 2022/23.

13. Other Bodies that Council participated in

Statement of all corporations, partnerships, trusts, joint ventures, syndicates or other bodies (whether or not incorporated) in which the council participated during the year. Reg cl 217(1)(a8)

Name of Body	Purpose
Cooperative Research Centre (CRC) For Water Sensitive Cities	Industry partner of the national CRC for Water Sensitive Cities to address the challenges to urban water reform required to make cities sustainable, liveable, resilient and productive
Eastern Region Local Government Region of Aboriginal & Torres Strait Islander Forum (ERLGATSIF)	Established in 1998, the Forum aims to address and participate at a regional level in the affairs, events and celebrations that impact our local Aboriginal and Torres Strait Islander communities. The ERLGATSIF is a partnership between six Councils; Bayside, Inner West, Randwick, City of Sydney, Waverley and Woollahra.


Name of Body	Purpose
Family Interagency, Inner West Disability Forum and Inner West Elder Abusive collaborative	Council actively facilitates these targeted networks with a diversity of community service providers and government agencies to facilitate information exchange, capacity building, encourage resource sharing and collaboration, undertake planning, consultation, strategy development and partnerships.
GreenWay Community Forum	<ol style="list-style-type: none"> 1. Provide support and advice for the broad vision of the GreenWay as an ecological, biodiversity, cultural, recreational and active transport corridor. 2. Be a united forum for the GreenWay. 3. Guide the implementation of the Cooks to Cove GreenWay Master Plan. 4. Identify opportunities for the implementation of community programs and partnerships along the GreenWay. 5. Act as an advisory committee for GreenWay projects. 6. Provide advocacy on GreenWay matters, including responses to local and regional issues. 7. Communicate information on the GreenWay to the wider community, including information sharing, newsletters and electronic media.
Inner West Community and Refugee welcome centre	Council continues to partner with Settlement services international to operate weekly programs and activities. The partnership was expanded to include TAE NSW to support education and learning opportunities for refugees and sees the establishment of a community reference group made up of key stakeholders in the refugee sector.
Inner West Domestic Violence Liaison Committee	Council works in partnership with Government and NGOs that have an interest in violence prevention to raise awareness of domestic and family violence issues and enhance interagency responses and partnerships in local Policy area commands and surrounding areas.
Inner West Multi-Agency Outreach	This partnership is responding to the issue of homelessness, supporting rough sleepers and the implementation of Council's Homelessness Policy. The multi-agency outreach is a collaboration between 9 agencies including: Department of Communities and Justice (Housing), Sydney Health District, Newtown Neighbourhood centre, Missionbeat, Wesley Mission, Youth off the Streets, NEAMI Way to Home, Launcepad, and the Exodus Foundation.
Inner West Youth Alliance	This is a network of youth and community service providers that engage with, advocate and deliver programs and initiatives with young people aged between 12-24 years in the areas of the Inner West, Burwood, Canada Bay, and Strathfield.
Inner West Multicultural Network	This is an independent network of services, agencies and organisations which support and action local CALD communities. It works in partnership to identify and address issues of community need. The Council acts as the secretariat of the network.
Inner West Aged Services Alliance, Inner West Children	Council works in partnership with Metro Assist to deliver a range of programs including a weekly multicultural social support group, employment programs in collaboration with TAFE and 2 free English classes per week
Live Life Get Active	Live Life Get Active delivers fitness classes for local residents, partnering with Council for provision of park areas
Marrickville Community Drug Action Team (MCDAT)	This is a collaboration of government and NGOs to minimise the harmful effects of alcohol and other drugs on young people aged between 12-24 years in the area.

Name of Body	Purpose
Marrickville South Collective	This is a collective impact initiative for the high density location with membership of government and NGOs to target young people, children and families. It includes Barnardos, Connect Marrickville, Centrelink, Exodus Foundation, Food Pantry, IWC, Newtown Neighbourhood Centre, Marrickville Youth Resource Centre and St George Housing.
Metro Assist	Council works in partnership with Metro Assist to deliver a range of programs including a weekly multi-cultural Social Support Group, employment programs in collaboration with TAGE and 2 free English classes per week.
NSW Public Libraries Association	The NSW Public Libraries Association is the peak body for public libraries in NSW and advocates on behalf of the library sector to strengthen the public library network.
Parkrun GreenWay	This delivers a free 5km run every Saturday, partnering with Council for the provision of park areas
Reclink Australia	Council partners with Reclink for the delivery of recreation programs including Mums Get Active post-natal Pilates classes and others at the Refugee Welcome Centre
Resourceful Australian Indian Network Inc.	The Council works in partnership with this network to deliver a range of programs including a bi-monthly social support group, a Rangoli Art project as part of Open Inner West and Diwali Celebration
Sport NSW	Council partnered with Sport NSW to deliver Girls Get Active Day to encourage young women and girls to participate in sport and active recreation
SP60919 (Italian Forum, 23 Norton Street Leichhardt NSW)	Council is a member of Owners Corporation/ SP: Library and Leichhardt Early Childhood Health Centre
SP932311 (Luna, 90 Old Canterbury Road, Dulwich Hill)	Council is a member of Owners Corporation/ SP: 4x Affordable Housing Units, Community Room and Playground
SP92312 (The Cooperage Building, 370 New Canterbury Road, Dulwich Hill)	Council is a member of Owners Corporation/ SP: ETC Library
SP90191 (Arlington Grove, Grove Street Dulwich Hill)	Council is a member of Owners Corporation/ SP: 2x Affordable Housing Units
SP98376 (The Flourmill, 16 Flour Mill Way, Summer Hill)	Council is a member of Owners Corporation/ SP: 4x Affordable Housing Units
BMC: DP800023 (Citiview Council Car Park 17-20 The Esplanade, Ashfield)	The BMC provides details of the management structure for the complex, meeting procedures, voting and finances. Contract arrangement, Conveyancing Act 1919, Council is entitled to vote.
BMC: DP1197950 (Car park, 2A Brown Street, Ashfield)	The BMC provides details of the management structure for the complex, meeting procedures, voting and finances. Contract arrangement, Conveyancing Act 1919, Council is entitled to vote.

14. Equal Employment Opportunity

Statement of activities undertaken to implement its EEO management plan. Reg cl 217(1)(a9)

- Continually review, develop, and implement protocols to support EEO principles
- Dedicate resources to drive diversity and inclusion activities
- Continually review talent management practices to support EEO principles
- Roll out relevant learning and development programs across Council
- Implement initiatives to support flexible working practices
- Maintain a performance management framework that includes assessment of values, mandatory training and development plans
- Undertake initiatives to increase skill and level of women in leadership roles
- Offer affirmative action apprenticeship and traineeship placements. This includes the appointment of two trainees with disability, in Library Services and Customer Service and one Aboriginal and/or Torres Strait Islander trainee in accounts payable.
- Continued review of employment opportunities for EEO target groups through Council's procurement activities
- Continued to foster partnerships with external providers representing diverse EEO groups
- Supported and promoted activities for diverse networking groups, such as:



- Over 18 employees that have NAATI qualifications as Community Language Aides (CLA)
- Assist in the delivery of the Inner West – villages and precincts eg Little Vietnam, Little Greece
- Assist the development and researching the development of an Anti-Racism strategy
- Deliver and review the Gender Equity Training pilot program
- Support the women's committee creation of a Women in STEM and non-traditional roles video. This showcases the range of careers in Local Government for young women.
- Continue to celebrate International Women's Day
- Continued Council's Diversity Council Australia (DCA) membership. This led to the General Manager being invited to DCA's CEO Roundtable in February 2022.
- Delivered a mentoring pilot for women, and a pilot for men (MENToring)
- Delivered 'Upholding the rights of people with disability' training from the Australian Human Rights Commission
- Provided lunch and learn sessions for women's health and men's health
- Continued Council's Pride in Diversity (PID) membership with ACON for best practice LGBTQ information
- Reviewing possible disabled toilets to include gender neutral signage
- Supported and advised employees with LGBTQ swim nights at our Aquatic Centres
- Supported activities with Pride Square Newtown and Pride Inner West program for WorldPride 2023
- Developing a LGBTQ employee network
- One of two NSW councils with a Gender Equity Strategy 2021 - 2025
- Continue to deliver items under the strategy and Gender Equity Action Plan
- Development of 'safe lockers' to store belongings as part of domestic and family violence support.
- Council was a signatory of DCA's #IStandForRespectCampaign –
 - To stand against gendered harassment and violence in all its forms
 - Commit to addressing sexual and sex-based harassment, to make the workplace safe for everyone.
- Adopted Innovate RAP 2022 - 2024
- Adopting Uluru Statement of the Heart in full
- Continue to develop Aboriginal and Torres Strait Islander employee network circle
- Ensure Aboriginal and or Torres Strait Islander staff are aware of their entitlement to cultural leave under the Local Government (State) Award to attend NAIDOC activities
- Continued celebration and support of Reconciliation Golf Tournament
- IWC was selected to produce a case study video featuring council's employee Jamie De Paolo, from the Data & Information Team. (Inner West Council charts its disability confidence with JobAccess)
- Invited employees and People & Culture's community organisation networks (Believeability) to be panel members for the public Disability Forum – "2022 Roundtable discussion to improve employment of people with disability" facilitated by Council's Social and Cultural planning team
- Deafness Awareness Training 2022 provided across the organisation
- People and Culture Assisted Hiring Managers with interview and selection requested adjustments. Eg MS Teams interviews/ Auslan Interpreters / Interview questions provided before interview / Job Access guided supports on a case by case

15. General Manager remuneration

Statement of the total remuneration package of the general manager (Reg cl 217(1)(b)(i), (ii), (iii), (iv), (v))

General Manager	Amount (\$'000)
Base Salaries	\$418
Superannuation	\$41
Bonus, performance or other payments	-
Non-cash benefits	-
Fringe benefits tax	\$8
Total	\$467

16. Stormwater Management services

A statement detailing the stormwater management services provided (if levied). Reg clause 217(1)(e)

Type of Works	Project Description	Actual Expenditure (\$'000)
Stormwater Renewal	Hill Street - John Street Pipeline Extension	235
Stormwater Upgrade	Annandale Street - Albion Street	436
Stormwater Upgrade	Dibble Avenue Waterhole Remediation Plan	48
Stormwater Upgrade	England Avenue Rain Garden	20
Stormwater Upgrade	Lord Street, Newtown Trunk Drainage	141
Stormwater Upgrade	Hillcrest Street, Tempe Rain Garden	141
Stormwater Upgrade	Lennox Street Pit Upgrade	15
Stormwater Upgrade	11 Centennial Road, Dulwich Hill Pit Upgrade	11
Stormwater Upgrade	12 Fitzroy Road Stormwater Pit	5
Memberships and Educational Programs	Urban Ecology Education Program	1
Memberships and Educational Programs	Rainwater Tank Incentive Scheme	1
Memberships and Educational Programs	Cooks River Alliance	79
Memberships and Educational Programs	Parramatta River Catchment Group	32
Total Expenditure		1,164

17. Coastal Protection

A statement detailing the coastal protection services provided (if levied). Reg cl 217(1)(e1)

There were no coastal protection services levied or provided by Inner West Council during the 2022/23 year.

18. Companion Animals

Detailed statement, prepared in accordance Office of Local Government (OLG) guidelines of Council's activities during the year in relation to enforcing, and ensuring compliance with, the provisions of the Companion Animals Act 1988 (CA Act) and the Companion Animal Regulation 2018 (Reg cl 217(1)(f) Companion Animals Guidelines),

This includes:

- Lodgement of pound data collection returns with the OLG: Pound data collection returns lodged with the department
- Lodgement of data about dog attacks with the OLG: Data regarding dog attacks during reporting period was lodged with the department

Amount of funding spent on companion animal management and activities.

Activity	Amount (\$)
Impounding	121,651
Responsible Pet Ownership	9,228
Total	130,879

Community education programs carried out and strategies the council has in place to promote and assist the desexing of dogs and cats;

- Development and distribution of educational materials via mail and the Companion Animal Services 'Pop-up Information Stand' at local parks. Educational materials were also shared with other departments for distribution at Council's new Customer Service stand.
- Educational messages broadcast on the benefits of desexing and financial assistance programs via online platforms, including Inner West Council's website and the Inner West Pets Facebook group.
- Desexing of companion animals that are to be rehomed, by Council's contracted impound facility.
- Council's Companion Animal Action Plan that addresses the promotion and support for desexing companion animals.

Strategies in place for complying with the requirement under s 64 of the CA Act to seek alternatives to euthanasia for unclaimed animals;

- Council has adopted key criteria in the selection process for Council's contracted impound facility. Council seeks an organisation that has a successful existing rehoming program or is actively building their current program.
- Council liaises with other organisations outside Council's contracted animal impounding facility to rehome unclaimed animals.
- Promotion of rehoming programs and approved rehoming organisations via Council's website and the Inner West Pets Facebook group.

Off leash areas provided in the Inner West area:

1. 36th Battalion Park (Leichhardt)
2. Ann Cashman Reserve (Balmain)
3. Balmain Road Sporting Ground (Balmain)
4. Bede Spillane Reserve (Croydon)
5. Birchgrove Park (Birchgrove)
6. Birrung Park (Balmain)
7. Blackmore Park (Leichhardt)
8. Bridgewater Park (Rozelle)
9. Cadigal Reserve (Summer Hill)

10. Camperdown Memorial Rest Park (Newtown)
11. Cohen Park (Annandale)
12. Easton Park (Rozelle)
13. Elkington Park (Balmain)
14. Elliot Park and Balmain Cove (Rozelle)
15. Enmore Park (Marrickville)
16. Enmore Fenced Dog Park (Enmore)
17. Ewenton Park (Balmain)
18. Glover Street Sporting Ground (Lilyfield)
19. Hawthorne Canal Reserve (Leichhardt)
20. Henson Park (Marrickville)
21. HJ Mahoney Reserve (Marrickville)
22. Illoura Reserve (Balmain)
23. Johnson Park (Dulwich Hill)
24. King George Park (Rozelle)
25. Leichhardt Oval #2 (Lilyfield)
26. Leichhardt Oval #3 (Lilyfield)
27. Lookes Avenue Reserve (Balmain)
28. Marrickville Park (Marrickville)
29. McNeilly Park (Marrickville)
30. Mort Bay Park (Birchgrove)
31. Morton Park (Lewisham)
32. O'Dea Reserve (Camperdown)
33. Paringa Reserve (Balmain)
34. Petersham Park (Petersham)
35. Pioneers Memorial Park (Leichhardt)
36. Propeller Park (Balmain)
37. Punch Park and Vanardi Green (Balmain)
38. Smith Hogan and Spindlers Park (Annandale)
39. Sydenham Green (Sydenham)
40. Tempe Lands Temporary Fenced Dog Park (Tempe)
41. War Memorial Park (Leichhardt)
42. Waterfront Oval (Lilyfield)
43. Weekley Park (Stanmore)
44. Whites Creek Valley Park (Annandale)

Detailed information on expenditure used for managing and controlling companion animals in the Inner West area is shown in the table below.

Detailed Information on Companion Animals

Development and delivery of a new 'team mascot' program, promoting responsible pet ownership by utilising the team companion animal, Humphrey, for community engagement.

Design and installation of new, visually engaging, pawprint stencils, painted on to local footpaths to indicate dog off-leash and on-leash areas.

- Continuation of the new, free pet identification collar and tag program for residents, incentivising compliance with requirements to microchip and lifetime register dogs and cats.
 - Maintaining the new 'Lost and Found Pets' webpage on Council's website – helping to reunite missing cats and dogs with their owners.
 - Delivery of the Companion Animal Services 'Pop-up Information Stand' program – with Officers manning a temporary stall rotating through local, targeted parks, providing responsible pet ownership information, advice, and services, direct to the public.
 - Continuation of the new, portable A-frame signage program, promoting responsible pet ownership. A schedule has been created to ensure signage is rotated through local parks with a high number of dog complaints, targeting priority parks patrolled by Companion Animal Officers.
 - Proactive park patrol programs and regular face-to-face communication with residents, providing education and support to promote responsible pet ownership.
 - Maintenance and updating of companion animal information on the Inner West Council's website.
 - Management of Council's Inner West Pets Facebook group – promoting responsible pet ownership messages and info on key local animal matters.
 - Distribution of educational and promotional materials to dog walkers in local parks, including dog poo bags to encourage owners to pick up after their dogs, and free leashes to encourage owners to keep dogs under effective control in on-leash areas
 - Development and distribution of educational materials including brochures and flyers.
 - Communication of responsible pet ownership messages via various media outlets (social and print media).
- Responsible Pet Ownership – Total \$6,328.43**



19. Capital Expenditure review

Report on certain proposed capital works projects where a capital expenditure review has been submitted. (OLG Capital Expenditure Guidelines)

Project	Prior Year Actuals (\$'000)	2022/23 Actuals (\$'000)	Future Adopted Budget (\$'000)	Total Project Expenditure (\$'000)
GreenWay Project	8,440	5,017	38,254	51,711
Leichhardt Park Aquatic Centre Major Project	33	340	40,794	41,167
Liverpool Investment Property Purchase	-	54,878	-	54,878
Warrawong Investment Property Purchase	-	2,241	-	2,241*
Total	8,473	62,476	79,048	149,997

* Total expenditure estimated to be \$21.5m, budget carryover in 2023/24 financial year

20. Carers Recognition

Councils are considered 'human service agencies' under the Carers Recognition Act 2010 (CR Act) (provide services directed at carers and/or people being cared for by carers) and report on compliance with the CR Act for the reporting period. Carers Recognition Act 2010, s 8(2)

Council provides assistance to staff who are carers in a variety of ways. This includes flexible access to a variety of leave entitlements and rostered days, including at short notice to accommodate requests for carers leave. In cases where staff have exhausted their leave entitlements, Council refers to relevant provisions of the Local Government Award and applicable enterprise agreements and may grant additional paid time off work on a case by case basis.

Council also endeavours to accommodate requests for flexible working arrangements and expanded this in response to COVID19 pandemic, and continues where possible to assist with carers responsibilities and where appropriate offers free and confidential access to our Employee Assistance Service provider which includes counselling services.

Council also provides eligible staff members with health and wellbeing leave in accordance with the award, which could be used as respite leave and focus on a staff member's individual needs. Eg mental health management and stress management.

There is continued provision and awareness of Council's Domestic and Family Violence protocol, which provides up to ten (10) days special leave on full pay.

The development of safe lockers is becoming available at all services centres. The 'Safe Lockers' are for domestic and family violence support. It's a means of safe storage for people looking to discretely store their belongings with a view to escaping an unsafe situation

Bereavement Leave is available in accordance with the Award which includes immediate family and extended family relationships to support employees who have experience the loss of a loved one

21. Disability Inclusion

Information on the implementation of Council's Disability Inclusion Action Plan and give a copy to the Minister for Disability Services (Disability Inclusion Act 2014, s 13(1))

In 2017 Council developed the Inclusion Action Plan 2017-2021 (IAP) for people with a disability. The IAP was extended and another plan is being developed for 2023-26 to be adopted by Council in October 2023.

This integrated, whole of Council strategy outlines the steps Council will take over the period to support and improve the inclusion of people with a disability as part of its core business and to remove barriers to access and participation, including any discrimination based on disability. The Plan also gives expression to Council's commitment to uphold and promote the United Nations Convention on the Rights of Persons with Disabilities.

The Plan is aligned to Council's Community Strategic Plan as a means of building the strategies into the everyday activities of Council. The IAP is divided into six outcome areas with strategies, actions and measures to chart our achievements and progress. Further information and progress on Council's IAP can be found on the Inner West Council website: [innerwest.nsw.gov.au/Inclusion Action Plan](http://innerwest.nsw.gov.au/InclusionActionPlan)

Highlights for the 2022/23 year include the following:

- Major access improvements were designed and created for Council parks and town halls. Planning continues to incorporate access improvements to facilitate greater participation supported by more accessible pedestrian infrastructure to recreation opportunities
- Council advocacy influenced NSW Government investment to access upgrades including lifts at Petersham and Stanmore stations that will be completed by the end of 2023
- A beyond compliance approach and attitudinal and behavioural methods of inclusion were included in Council's Community Asset Needs Study and these have been built into Council's forward Community Asset Planning



- Understanding, support and giving a voice to people living with mental health challenges was built through partnering with Sydney Local Health District Mental Health Services for an open mic afternoon, Heaps Mad. The event invited community members, artists to express their stories creatively through poetry, music and dance
- Council's annual inclusion festival celebrates International Day of People with Disability with 100 participants. In 2022 a pop up accessible live venue was created showcasing a variety of musicians and performers with disability and engaged in a discussion on inclusive practice
- Further support for the Inner West Disability Pride community led initiative following a second successful event in 2022 with increased participation. This is the only such event in NSW
- Council is proud to be the first local council in Australia to raise the Disability Pride flag. A flag raising ceremony was held by Inner West Council to positively challenge common myths and stereotypes around the lived experience of disability and received nationwide media coverage through the ABC
- Continued promotion of event access guides, accessible formats and audio description training has provided a solid base to guide more inclusive practice for cultural activities and events
- Building capacity within Council as a disability confident employer, including developing traineeships for people with disability
- Council hosted a Disability Employment Roundtable as a tangible way to bring together local business, disability employment and support agencies, people with disability and other key stakeholders to mobilise employment opportunities locally. This purposeful engagement with local businesses will grow local employment and this will continue through 2024 and 2025
- A final series of staff training was delivered on Upholding the rights of people with disability. The full day training was conducted by the Australian Human Rights Commission and tailored to themes arising in the inner west through the Disability Inclusion Action Plan community consultation This training was highly successful and engaged staff with new possibilities and approaches. The training reinvigorated internal stakeholder buy in on developing the new Plan in 2023
- A draft Disability Inclusion Action Plan for 2023-2026 was prepared after comprehensive community engagement program to assess need and inclusion priorities. The draft Plan was placed on public exhibition in late 2022 and feedback incorporated into a revised draft in 2023. Regular engagement with staff and the revised Access Advisory Committee produced a stronger Plan that will be presented to Council for adoption later in 2023

22. Planning Agreements

Particulars of compliance with and effect of planning agreements in force during the year. Environmental Planning & Assessment Act 1979, section 7.5(5)

There were environmental planning agreements provided by the Inner West Council during the 2022/23 year as set out in the table below.

VPA status	Land to which it applies	Parties to agreement	Planning/ Development Status	Benefits under the agreement and whether in addition to or instead of s.94 contributions (or fully or partly set-on)
Executed April 2023	469R Princes Highway, Sydenham	oOh!media Assets Pty Limited	Development application approved	<p>a. Ooh!media Assets Pty Ltd will provide a monetary contribution to Inner West Council for the five (5) year period of the consent of \$15,000 pa indexed</p> <p>b. Ooh!media Assets Pty Ltd Pty will allocate to Council 5% of the display time within each loop of images displayed on the digital advertising sign which is the subject of the Consent for Council to display community and civic related messages</p>
Executed March 2023	1-5 Chester Street, Annandale	Corvas Pty Ltd	Development application approved	<p>a. Corvas Pty Ltd will provide a monetary contribution of \$95,000 to Inner West Council which is to be provided prior to the first construction certificate.</p> <p>b. Corvas Pty Ltd will dedicate to Inner West Council land comprising of 359m², being 6 metres wide for the through site link to be used by cyclists and pedestrians.</p> <p>c. Corvas Pty Ltd will build the through site link and soft and hard landscaping of the area adjoining the through site link and provide lighting.</p> <p>d. The development is to be 4-star green star including an electric vehicle charging station.</p>
Executed October 2020	776 Parramatta Road, Lewisham	Moweno Pty Ltd	Development application approved	Monetary Contribution of \$10,000
Executed July 2020	75 Mary Street, St Peters	JVM Holdings Pty Ltd and Chalak Holdings Pty Ltd	Planning proposal	<p>a. Dedication of fully fitted out Artist Studios of more than 239m² in size;</p> <p>b. Monetary contribution of \$2,000,000 payable to Council to</p> <p>c. be used for affordable housing</p> <p>d. or public domain upgrades</p> <p>e. Central open public space of more than 600m² in size; and</p> <p>f. Pocket Park open space on Roberts Street.</p>
Executed July 2019	120C Old Canterbury Road	The Yard 120C Pty Ltd	Development application approved	<p>a. Construct a park of approximately 300m² located within the Land and to provide rights of way for public access through the park to the Greenway corridor and the Lewisham Light Rail station from Old Canterbury Road and McGill Street.</p> <p>b. The Yard 120C Pty Ltd to provide 2 studio units which will be allocated to Affordable Housing units. The ownership of the units will be transferred to Inner West Council at the completion of the project - \$1,300,000</p> <p>c. Community Office Space located within retail Ground Floor – 5 Year Rental Agreement \$1 Peppercorn rent per year – 35sqm office area – estimated value \$200,000</p> <p>d. The Yard 120C Pty Ltd will provide Inner West Council a payment of \$1,045,000 million to be used for public works in the community and surrounding area (Inner West Council will provide a summary of how this payment will be allocated at later date</p>
Executed May 2019	Glebe Island Silos	Eye Drive Sydney Pty Ltd	Development application approved	a. The proponent will provide to Council a monetary contribution of \$125,000 per year over the four-year consent duration for local heritage funding. The annual contribution increases annually in accordance with CPI.

VPA status	Land to which it applies	Parties to agreement	Planning/ Development Status	Benefits under the agreement and whether in addition to or instead of s.94 contributions (or fully or partly set-on)
Executed December 2018	3-7 & 13-17 Regent St, 287-309 Trafalgar St, & 16-20 Fisher St, Petersham	Deicorp Projects Petersham Pty Ltd	Planning proposal approved	<p>a. Deicorp to provide 6 units which will be allocated to Affordable Housing units – these units will be 3 x 2-bedroom units and 3 x 1-bedroom units. The ownership of the units will be transferred to Inner West Council at the completion of the project, the units will be selected by Deicorp and only Deicorp and the units will have no parking allocated.</p> <p>b. Deicorp will provide a total of 24 car spaces to be allocated as public car spaces within the development</p> <p>c. Deicorp will provide Inner West Council a payment of \$3.5 million to be used for public works in the community and surrounding area (inner West Council will provide a summary of how this payment will be allocated at later date)</p>
Executed August 2018	101-103 Lilyfield Road, Lilyfield	JRNN Pty Limited	Planning proposal approved	<p>a. The developer will provide a monetary payment of \$250,000 for affordable housing in the council area. The agreement does not exclude the Developer from paying Development Contributions as per Section 7.11 and 7.12 of the Act.</p>
Executed July 2018	Marrickville Metro – 34 Victoria Road and 13-55 Edinburgh Road, Marrickville	Marrickville Metro Shopping Centre Pty Limited	The Planning Proposal for Marrickville Metro – 34 Victoria Road and 13-55 Edinburgh Road, Marrickville was approved by the State Government Under Section 75O of the Environmental Planning & Assessment Act 1979 on the 19th March 2012 and modified by the Minister under Section 75W of the Environmental Planning & Assessment Act 1979 on 23 April 2015	<p>a. A total monetary contribution of \$600,000 – Upgrade local shopping strips within council area</p> <p>b. The first \$300,000 contribution to be paid in equal instalments over three consecutive years from the date first issue of</p> <p>c. an Occupation certificate for Stage 1 of the Project</p> <p>d. The second \$300,000 contribution to be paid in equal instalments over three consecutive years from</p> <p>e. the date first issue of an Occupation certificate for Stage 2 of the Project</p> <p>f. The contribution made pursuant to the VPA is over and above any other contribution payable pursuant to this consent</p>
Executed July 2018	15-17 Marion St, Leichhardt known as Annesley House	Uniting / United Church Property Trust - landowner & developer	Planning proposal approved	<p>a. The Developer must make the Development Contribution</p> <p>b. by registering a restriction on the title to the Land reflecting the dedication of 15% of the total number of residential units in the Development as Affordable Housing Units in the Development in perpetuity.</p> <p>c. If 15% of the total number of Affordable Housing Units in the Development does not equate to a whole number, then the number of Affordable Housing Units will be rounded down to the next whole number</p>
Executed July 2018	168 Norton St, Leichhardt known as Harold Hawkins Court	Uniting / United Church Property Trust - landowner & developer	Planning proposal approved	<p>a. The Developer must make the Development Contribution</p> <p>b. by registering a restriction on the title to the Land reflecting the dedication of 15% of the total number of residential units in the Development as Affordable Housing Units in the Development in perpetuity.</p> <p>c. If 15% of the total number of Affordable Housing Units in the Development does not equate to a whole number, then the number of Affordable Housing Units will be rounded down to the next whole number</p>
Executed August 2016	Grove Street, Dulwich Hill	SLM Campsie Pty Ltd	Development completed	<p>a. 2 affordable housing units</p> <p>b. Public domain works</p> <p>c. Public access agreement</p> <p>d. In addition to s.94 contributions</p>
Executed March 2016	429 – 449 New Canterbury Rd, Dulwich Hill	429 Cheriah Pty Ltd & 888 New Canterbury Road Pty Ltd	Development completed	<p>a. Cash payment (est \$1.3m) in lieu of s.94 contributions</p> <p>b. Cash payment (\$800,000) for expenditure on public domain in Dulwich Hill, Seaview St community centre or toilet strategy for Hoskins Park</p>



VPA status	Land to which it applies	Parties to agreement	Planning/ Development Status	Benefits under the agreement and whether in addition to or instead of s.94 contributions (or fully or partly set-on)
Executed December 2015	14 McGill St Lewisham	14 McGill St Pty Ltd	Development completed	a. Cash payment approx \$1m in lieu of s.94 contributions
				b. Cash Payment of \$280,000 for expenditure on public domain works in McGill St or in the Greenway
Executed December 2015	801-807 New Canterbury Rd, Dulwich Hill	801 NCR Pty Ltd & Maxxso Pty Ltd	Development completed	a. Cash payment \$1m in lieu of s.94 contributions
				b. Cash payment \$400,000 for expenditure on any public infrastructure / benefits Council considers appropriate
Executed November 2015	1-15 West St, Petersham	P & N Sieman Pty Ltd	Development completed	a. Cash payment of \$270,000 to be expended within Petersham Park In addition to s.94 contribution
Executed 2015	141 Allen St & 159 Allen St, Leichhardt	Leichhardt 141 Pty Ltd &	Development approved	For the lots if developed together:
				a. The amount that would be payable under Leichhardt Council's s.94 Plans (estimated approx \$3,714,845) ignoring the Ministerial direction to cap contributions. Up to the cap amount, it is for any public purpose including but not limited to the items in the s.94 Plan. Above the cap amount, it is for affordable housing in the local government area.
				b. \$3,000 per square metre of additional floor space above 1.5:1, for any public purpose
				c. \$187,000 to the Affordable Housing Fund.
				For lot 1 if developed separately:
a. The amount that would be payable under Leichhardt Council's s.94 Plans (estimated approx \$2,843,919) ignoring the Ministerial direction to cap contributions. Up to the cap amount, it is for any public purpose including but not limited to the items in the s.94 Plan. Above the cap amount, it is for affordable housing in the local government area.				
Executed. This VPA is with Minister for Planning, not Council.	40 George St, Leichhardt	Terrence David Rowney	Development completed	a. 4 x 1 bedroom affordable housing strata lots to be transferred to the Minister or its nominee
				b. 2 x studio strata lots to be leased to a community housing provider for 10 years
				c. In addition to s.94 contributions at maximum \$20,000 per lot
Executed . This VPA is with Minister for Planning, not Council	22 George St, Leichhardt	KGS (Victoria) Pty Ltd	Development completed	a. 7 strata Affordable Housing lots to be transferred to the Minister or its nominee
				b. In addition s.94 contributions at maximum \$20,000 per lot
Executed December 2013	Lewisham Towers, Lewisham	Meriton	Development completed	New park
				a. 4 affordable housing units
				b. Strata space
				c. Off-site pedestrian improvements
				d. Cash (approx \$1m)
				e. In lieu of s.94 contribution
Executed October 2013	362-372 New Canterbury Rd, Dulwich Hill	Damonu Pty Ltd	Development completed	a. Strata space
				b. Fitout allowance of \$200,000
				c. Cash payment of \$700,000 in lieu of s.94 contribution

VPA status	Land to which it applies	Parties to agreement	Planning/ Development Status	Benefits under the agreement and whether in addition to or instead of s.94 contributions (or fully or partly set-on)
Executed September 2012	118-124 Terry St, Rozelle	Anka Constructions Pty Ltd	Development completed	<p>a. The amount that would be payable under Leichhardt Council's s.94 Plans (estimated approx \$4,160,000) ignoring the Ministerial direction to cap contributions. Up to the cap amount, it is for any public purpose including but not limited to the items in the s.94 Plan. Above the cap amount, it is for affordable housing in the local government area.</p> <p>b. \$3,000 per square metre of additional floor space above 1.5:1, for any public purpose</p> <p>c. \$270,000 to the Affordable Housing Fund</p> <p>d. Dedication to Council of New St as public road, constructed.</p>
Executed June 2008	138-152 & 154-156 Victoria Rd, 697 Darling St & 1-7 Waterloo St, Rozelle	Balmain Leagues Club Limited landowner & developer at time it was a party to VPA. Site since sold to Rozelle Village Pty Ltd	Planning proposal approved	<p>e. \$250,000 for upgrading or roads, footpath & traffic in the vicinity of the development (in addition to DA conditions of consent for roads works required by the development).</p> <p>f. \$500,000 by way of annual payments of \$50,000 for 10 years for grants to community groups.</p> <p>g. Monetary amounts indexed by CPI.</p> <p>h. In addition to s.94 contributions</p> <p>i. DA to include public pedestrian link to Darling St, bridge over Victoria Rd, community shuttle bus, designated taxi drop off area, free home delivery service with 5km radius, implement Aboriginal Participation in Construction Guidelines, bicycle facilities, & facilitate car sharing schemes.</p>

23. Recovery and Threat Abatement Plans

Councils identified in a plan as responsible for implementation of measures included in the plan, must report on actions taken to implement those measures as to the state of the environment in its area. Fisheries Management Act 1994, section 220ZT (2)

There were no recovery and threat abatement plans or measures that were implemented by Council during the year.

24. Private Swimming Pools

Details of inspections of private swimming pools (Swimming Pools Act 1992 (SP Act), s 22F(2) Swimming Pools Regulation 2018 (SP Reg) cl 23).

Number of inspections of tourist and visitor accommodation.	0
Number of inspections of premises with more than 2 dwellings.	15
Number of inspections that resulted in the issuance of a certificate of compliance under s22D of the SP Act	66
Number of inspections that resulted in issuance of a certificate of non-compliance under cl 21 of the SP Reg	0

25. Government Information on public access activities

Government information on public access activities in accordance with Government Information (Public Access) Act 2009, s 125(1), Government Information (Public Access) Regulation 2018, clause 8, Schedule 2

- Clause 7A: (Reviews carried out by the agency) - 1
- Clause 7B: (applications received) - 62
- Clause 7C: (applications refused) - 0

Number of applications by type of applicant and outcome



Applicant Type	Media	MPs	Private sector	NFP	Legal	Public	Total	% of total
Access granted in full	0	0	7	0	7	12	26	33
Access granted in part	0	0	4	0	13	9	26	33
Access refused	0	0	0	0	0	0	0	0
Information not held	0	0	1	0	10	6	17	21
Information already available	0	0	1	0	3	1	5	6
Refuse to deal with application	0	0	0	0	0	4	4	5
Refuse to confirm/deny whether information is held	0	0	0	0	0	0	0	0
Application Withdrawn	0	0	1	0	0	0	1	1

Number of applications by type of application and outcome

Application Type	Personal	Other	Partly	Total
Access granted in full	1	25	0	26
Access granted in part	0	26	0	26
Access refused	0	0	0	0
Information not held	0	17	0	17
Information already available	0	5	0	5
Refuse to deal with application	0	4	0	4
Refuse to confirm/deny whether information is held	0	0	0	0
Application Withdrawn	0	1	0	1

Invalid applications	Number of applications
Invalid applications	0
Invalid applications that subsequently became valid	0

Matter listed in Schedule 1	Number	% of total
Overriding secrecy laws	0	0
Cabinet information	0	0
Executive Council information	0	0
Contempt	0	0
Legal professional privilege	0	0
Excluded information	0	0
Documents affecting law enforcement and public safety	0	0
Transport safety	0	0
Adoption	0	0
Care and protection of children	0	0
Ministerial code of conduct	0	0
Aboriginal and environmental heritage	0	0
Total	0	0

Public interest considerations against disclosure listed in section 14	Number	% of Total
Responsible and effective government	2	7
Law enforcement and security	0	0
Individual rights, judicial processes and natural justice	25	86
Business interests of agencies and other persons	2	7
Environment, culture, economy and general matters	0	0
Secrecy provisions	0	0
Exempt documents under interstate Freedom of Information legislation	0	0
Total	29	

Timeliness	Number	% of total
Decided within the statutory timeframe (20 days plus any extensions)	47	77
Decided after 35 days (by agreement with applicant)	13	21
Not decided within time (deemed refusal)	1	1
Total	61	

Number of applications reviewed under Part 5 of the Act by type of review and outcome	Decision varied	Decision upheld	Total	% of total
Internal review	0	0	0	0
Review by Information Commissioner	0	0	0	0
Internal review following recommendation under section 93	0	0	0	0
Review by NCAT	1	0	1	100
Total	1	0	1	
% of total	100	0		

Applications transferred to other agencies	Number of applications transferred
Agency initiated transfers	0
Applicant initiated transfers	0
Total	0

26. A statement detailing the action taken by the council in relation to any issue raised by the Anti-slavery Commissioner and identified by as being a significant issue. Act s 428(4)(c)

There were no issues raised by the Anti-slavery Commissioner during the year in relation to the operations of Council.

27. A statement of steps taken to ensure that goods and services procured were not the product of modern slavery withing the meaning of the Modern Slavery Act 2018 Act s 428(4)(d)

Inner West Council Modern Slavery Statement

Reporting Period: 2022/23

Introduction

This Modern Slavery Statement is provided by Inner West

Council in accordance with Section 428 (4) of the NSW Local Government Act 1993.

This statement outlines Inner West Council's commitment to combatting modern slavery and the measures we have implement during this reporting period to reduce the risk of our procurement activities resulting in or contributing to human rights violations.

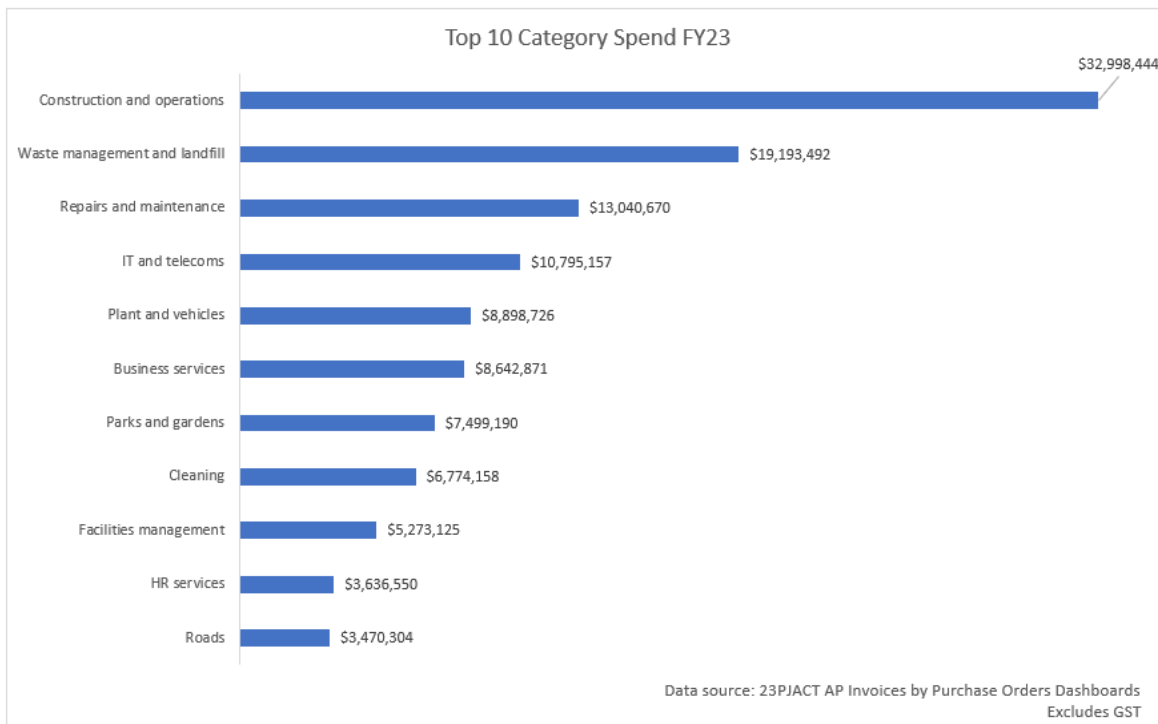
Organisational Structure and Supply Chain

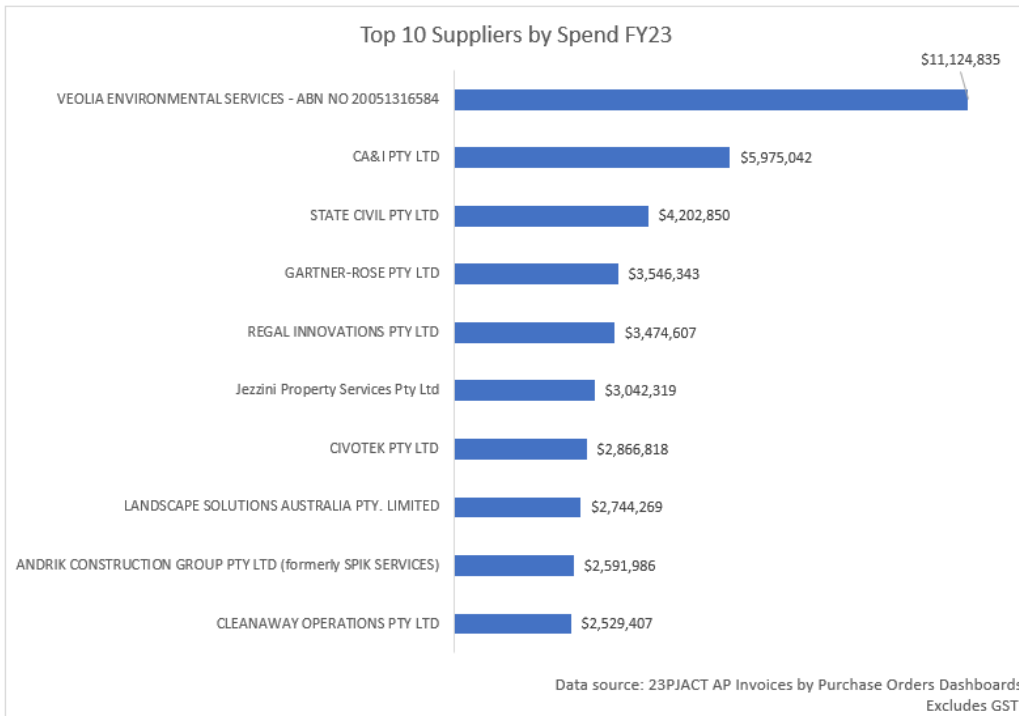
Inner West Council has a centre-led procurement structure, to support Council's spend of approximately \$137million. It recognises the importance of taking steps to ensure that goods and services procured by and for our council are not the product of modern slavery. Council's supply chain includes construction and operations, waste management and landfill.

Policy

Inner West Council publicly exhibited its updated Procurement Policy in 2022/23 which was adopted by Council in October 2023.

Overall spend \$ 136,466,555.91





Our Contract templates have all been updated to include Council's commitment to preventing and addressing modern slavery in all its procurement activities and requests Modern Slavery Statements from prospective tenderers.

28. Contributions Details (EPA Reg 218A) Strategic Planning/EPA Reg 218A(3)(a), (b)

Details for projects for which contributions or levies have been used must contain:

- project identification number and description
- the kind of public amenity or public service the project relates
- amount of monetary contributions or levies used or expended on project
- percentage of project cost funded by contributions or levies
- amounts expended that have been temporarily borrowed from money to be expended for another purpose under the same or another contributions plan
- value of the land and material public benefit other than money or land
- whether the project is complete



Development Contributions Expended Summary 2022/23

Project Funding

OPEX / CAPEX	Project	Project Description	Non- Contribution amount	Contribution amount	Total amount	Project Status	% of Cost funded by Contributions
The Former Ashfield Contribution Plan							
Capital	301094	Ashfield Town Centre Upgrade	-	6,817	6,817	Completed	100.00%
Capital	301658	Greenway Bay Run Widening and Upgrade	3,930,516	188,471	4,118,987	In Progress	4.58%
Capital	300813	Yeo Park Upgrade	-	12,018	12,018	In Progress	100.00%
Capital	302992	3 Cahill St & Lewis Herman Reserve	-	670,700	670,700	In Progress	100.00%
Capital	300808	Centenary Park Sporting Ground Upgrade	18,000	122,979	140,979	Completed	87.23%
Capital	300809	Darrel Jackson Gardens Upgrade	393,155	570,291	963,445	Completed	59.19%
Operating	144112	Infrastructure Funding and Coordination	-	67,175	67,175	Ongoing	100.00%
Operating	145300	Infrastructure Planning & Coordination	-	267,109	267,109	Ongoing	100.00%
Total The Former Ashfield Contribution Plan			4,341,671	1,905,559	6,247,230		

The Former Leichhardt Contribution Plan							
Capital	303094	Terrace Birchgrove Garden bed replacing rubber kerb	-	5,000	5,000	In Progress	100.00%
Capital	303095	Beattie St at Harris St, Balmain - Kerb extensions	-	33,521	33,521	Completed	100.00%
Capital	302994	Iron Cove Shared Path, Iron Cove to Ashfield	30,200	25,320	55,520	In Progress	45.61%
Capital	302984	Leichhardt Park Aquatic Centre Major Project	-	339,748	339,748	In Progress	100.00%
Capital	300772	King George Park Upgrade	2,746,405	980,000	3,726,405	Completed	26.30%
Capital	302992	3 Cahill St & Lewis Herman Reserve	1,204,500	552,700	1,757,200	In Progress	31.45%
Capital	300751	Birchgrove Park Upgrade	126,293	22,000	148,293	In Progress	14.84%
Capital	301628	Easton Park Upgrade	-	517,489	517,489	In Progress	100.00%
Capital	302939	Aboriginal Memorials	-	108,392	108,392	In Progress	100.00%
Capital	301014	Leichhardt Oval Upgrade Works	773,517	464,100	1,237,617	In Progress	37.50%
Capital	301733	Birchgrove Park Renewal Works	-	3,273	3,273	In Progress	100.00%
Capital	301739	Elkington Park Cottage Restoration Works	-	67,443	67,443	In Progress	100.00%
Total The Former Leichhardt Contribution Plan			4,880,915	3,118,986	7,999,901		

The Former Marrickville Contribution Plan (2014)							
Capital	302460	Ngtn (Area 8) LATM Scheme	-	13,200	13,200	In Progress	100.00%
Capital	303093	Mungo Scott Pl & Edward St intersection improvements	-	5,000	5,000	In Progress	100.00%
Capital	303096	Challis Avenue/Albermarle Street & Kerb extension	-	5,000	5,000	In Progress	100.00%
Capital	303097	Edgeware Rd & Alice St Enmore traffic signals upgrade	-	9,000	9,000	In Progress	100.00%
Capital	302941	Addison Road Community Centre Raingarden	-	195,132	195,132	In Progress	100.00%

OPEX / CAPEX	Project	Project Description	Non-Contribution amount	Contribution amount	Total amount	Project Status	% of Cost funded by Contributions
Capital	301096	Marrickville Rd (EAST) Design and Implementation	-	74,590	74,590	In Progress	100.00%
Capital	301596	Dulwich Hill Station Centre Upgrade	1,341,250	3,924,587	5,265,837	Complete	100.00%
Capital	303087	Rainbow Pathway	488,552	99,520	588,072	In Progress	100.00%
Capital	302929	Richardson Crescent	-	126,907	126,907	In Progress	74.53%
Capital	301617	TRE - Johnson Park Upgrade	-	3,887	3,887	In Progress	16.92%
Capital	300840	Play equipment renewal & playground strategy works	121,168	280,000	401,168	Complete	100.00%
Capital	300738	Tempe Reserve Pedestrian and Carpark Lighting Upgrade	155,370	967,282	1,122,652	In Progress	100.00%
Capital	301612	Mackey Park Priority 1 and 2 works	-	15,000	15,000	In Progress	69.80%
Capital	301618	Hoskins Park Upgrade	-	1,500	1,500	In Progress	86.16%
Capital	301772	Tempe Reserve Synthetic Turf	-	296,586	296,586	In Progress	100.00%
Capital	303092	Tempe Reserve Sportsfield Lighting Upgrade	-	1,280,962	1,280,962	In Progress	100.00%
Capital	303116	Jack Shanahan Reserve Lighting Upgrade	-	23,616	23,616	In Progress	100.00%
Capital	302574	Globe Wilkins OSHC Refurbishment	900	900	1,800	In Progress	100.00%
Capital	301719	Newtown Town Hall renewal works	-150	162,665	162,516	In Progress	100.00%
Capital	302970	Marrickville & St Peters Town Hall external works	2,354,917	63,464	2,418,381	In Progress	100.00%
Capital	303077	Henson Park Grandstand Upgrade	-	202,581	202,581	In Progress	100.00%
Operating	144112	Infrastructure Funding and Coordination Positions	-	67,175	67,175	In Progress	50.00%
Operating	145300	Infrastructure Funding and Coordination Positions	-	267,108	267,108	In Progress	100.09%
Total The Former Marrickville Contribution Plan (2014)			4,462,007	8,085,664	12,547,671	In Progress	2.62%

The Former Marrickville Contribution Plan S7.12							
Capital	302961	Accessible Kerb Ramps 2022/23	-	41,810	41,810	In Progress	100.00%
Capital	302460	Ngtn (Area 8) LATM Scheme	-	16,800	16,800	In Progress	100.00%
Capital	302463	Lew (Area 15) LATM Scheme IMPLEMENTATION	-	43,161	43,161	In Progress	100.00%
Capital	300724	Simpson Park upgrade	-	150,573	150,573	In Progress	100.00%
Capital	300838	Parks Assets Program	-	115,549	115,549	In Progress	100.00%
Total The Former Marrickville Contribution Plan S7.12			-	367,893	367,893		
Total			13,684,594	13,478,102	27,162,695		

Developer Contribution Revenue

DA Number	Open Space	Roads and traffic facilities	Drainage	Community Facilities	Car Park Facilities	Admin	S7.12	2022/23 Actuals (\$)
The Former Ashfield Contribution Plan								
0102019000183.1	8,096	886	-	426	-	402	-	9,810
CDCP/2022/0218	14,772	1,694	-	778	-	733	-	17,977

DA Number	Open Space	Roads and traffic facilities	Drainage	Community Facilities	Car Park Facilities	Admin	S7.12	2022/23 Actuals (\$)
CDCP/2022/0233	17,704	1,312	-	932	-	879	-	20,827
DA/2020/0051	748,436	60,757	-	39,409	-	37,152	-	885,754
DA/2021/0530	569	60	-	30	-	28	-	687
DA/2020/0588	18,374	1,929	-	968	-	912	-	22,183
DA/2022/0524	9,533	1,043	-	502	-	473	-	11,551
DA/2021/0374	127,419	12,583	-	6,709	-	6,325	-	153,036
DA/2021/0680	8,417	921	-	443	-	418	-	10,200
DA/2021/0794	14,437	1,382	-	760	5,542	717	-	22,838
MOD/2020/0070	50,757	17,467	-	-	-	2,718	-	70,942
EXTERNAL/2023/0001	168,957	61,043	-	-	-	8,385	-	238,385
DA/2022/0433	10,156	1,111	-	535	-	504	-	12,306
010.2016.00000067.002	298,074	26,712	-	15,695	-	14,796	-	355,277
DA/2022/0677	10,480	1,147	-	552	-	520	-	12,699
DA/2021/1007	-	3,102	-	1,969	-	1,856	-	6,927
Total The Former Ashfield Contribution Plan	1,506,181	193,150	-	69,708	5,542	76,819	-	1,851,399

The Former Leichhardt Contribution Plan								
DA/2020/0624	17,230	136	-	2,634	-	-	-	20,000
MOD/2022/0014	529,445	6,223	-	84,333	-	-	-	620,000
D/2019/521	17,180	194	-	2,626	-	-	-	20,000
D/2017/622	19,283	538	-	2,947	-	-	-	22,768
DA/2022/0104	17,042	92	-	2,605	-	-	-	19,739
D/2016/37	19,283	695	-	2,947	-	-	-	22,925
DA/2020/0118	12,755	-	-	1,949	-	-	-	14,704
DA/2022/0245	51,336	556	-	7,847	-	-	-	59,739
DA/2021/0283	11,651	261	-	1,781	-	-	-	13,693
DA/2020/0461	34,066	728	-	5,206	-	-	-	40,000
MOD/2020/0298	-118,708	-1,357	-	-18,146	-	-	-	-138,211
DA/2022/0378	17,303	18	-	2,645	-	-	-	19,966
DA/2022/0354	16,312	22	-	753	-	-	-	17,086
DA/2021/0192	17,336	15	-	2,649	-	-	-	20,000
D/2015/737	16,881	540	-	2,580	-	-	-	20,000
DA/2022/0377	16,914	239	-	2,585	-	-	-	19,739
DA/2022/0837	17,236	129	-	2,634	-	-	-	20,000
DA/2020/0852	69,378	-	-	10,622	-	-	-	80,000
DA/2021/1209	25,811	174	-	3,945	-	-	-	29,930
DA/2021/1090	18,480	34	-	2,824	-	-	-	21,338
DA/2021/0915	-	-	-	4,135	-	-	-	4,135
DA/2021/1200	-	-	-	3,557	-	-	-	3,557
DA/2021/0304	-	-	-	4,358	-	-	-	4,358
DA/2022/0276	-	-	-	2,800	-	-	-	2,800
DA/2022/0615	-	-	-	3,750	-	-	-	3,750
DA/2022/0146	-	-	-	5,105	-	-	-	5,105
DA/2022/0317	-	-	-	18,295	-	-	-	18,295
CDC/2022/0052	-	-	-	3,500	-	-	-	3,500

DA Number	Open Space	Roads and traffic facilities	Drainage	Community Facilities	Car Park Facilities	Admin	S7.12	2022/23 Actuals (\$)
DA/2022/1141	-	-	-	706	-	-	-	706
D/2018/243	-	1,757	-	-1,757	-	-	-	0
Total The Former Leichhardt Contribution Plan	826,214	10,993	-	172,413	-	-	-	1,009,621

The Former Marrickville Contribution Plan								
DA/2021/0568	36,111	678	-	4,644	-	828	-	42,261
DA/2021/0078	18,009	247	-	2,299	-	411	-	20,966
DA/2020/0993	105,092	2,350	-	13,631	-	2,421	-	123,494
DA/2021/1324	34,498	694	-	4,024	-	784	-	40,000
DA/2020/0080	18,351	386	-	2,409	-	423	-	21,569
DA201700242.01	18,975	400	-	2,321	-	434	-	22,130
DA201800103	18,769	400	-	2,319	-	430	-	21,918
REV/2021/0009	17,934	403	-	2,306	-	413	-	21,055
DA/2021/0430	17,460	937	-	2,246	-	413	-	21,055
DA201400097	46,600	1,015	-	6,976	-	1,096	-	55,688
DA/2020/0500	36,900	549	-	4,754	-	844	-	43,048
DA201800064	56,270	1,205	-	6,989	-	1,289	-	65,754
DA201700185	273,640	477,883	-	9,505	-	15,221	-	776,249
DA/2021/1022	14,031	250	-	1,714	-	320	-	16,315
DA/2021/1366	17,528	353	-	2,045	-	399	-	20,323
DA201500626	80,667	5,523	-	13,822	-	1,779	-	101,791
DA/2021/0721	17,604	268	-	2,053	-	399	-	20,323
DA/2021/1321	9,671	1,554	-	332	-	231	-	11,788
DA/2021/1325	15,295	259	-	1,784	-	347	-	17,685
DA/2021/1073	17,783	357	-	2,177	-	406	-	20,723
DA/2022/0023	18,097	-	-	2,132	-	408	-	20,638
DA/2021/1379	17,812	170	-	2,078	-	401	-	20,461
DA/2021/0459	24,333	-	-	2,867	-	544	-	27,744
DA/2021/0945	15,142	-	-	1,784	-	344	-	17,270
DA/2022/0045	17,723	270	-	2,067	-	401	-	20,461
DA201500475	39,436	591	-	5,502	-	911	-	46,440
DA201500260	-358,588	-6,917	-	-50,987	-	-8,330	-	-424,822
DA/2022/0444	17,689	-	-	2,084	-	399	-	20,173
DA/2022/0425	17,659	338	-	1,961	-	399	-	20,358
DA/2022/0764	17,702	291	-	1,966	-	399	-	20,358
DA/2022/0399	18,097	-	-	2,132	-	408	-	20,638
DA/2020/0178	18,912	434	-	2,517	-	437	-	22,300
DA201600013	20,444	466	-	2,702	-	472	-	24,085
DA/2021/0688	1,043,453	18,635	-	125,647	-	23,755	-	1,211,490
DA201500735	250,685	473	-	33,137	-	5,667	-	289,963
DA/2021/0726	101,957	41,568	-	3,642	-	2,943	-	150,110
DA/2020/0173	5,738	-	-	739	-	127	-	6,605
DA201900391	375,908	1,044	-	46,183	-	8,463	-	431,598
DA201500704	135,878	4,660	-	21,716	-	3,059	-	165,313

DA Number	Open Space	Roads and traffic facilities	Drainage	Community Facilities	Car Park Facilities	Admin	S7.12	2022/23 Actuals (\$)
DA201600440	20,122	460	-	2,667	-	465	-	23,714
DA201900234	57,732	1,280	-	7,424	-	1,329	-	67,765
DA201500515	20,479	502	-	2,912	-	478	-	24,371
DA/2021/1261	22,402	5,892	-	696	-	580	-	29,570
DA/2021/0001	260,274	-	-	50,004	-	5,662	-	315,940
DA201600172	537,061	8,487	-	68,519	-	12,281	-	626,349
Total The Former Marrickville Contribution Plan	3,587,336	574,356	-	430,444	-	90,891	-	4,683,027

Inner West Council Contribution Plan								
Section 7.11 Contributions								
CDCP/2023/0083	8,640	1,136	596	1,601	-	111	-	12,084
DA/2022/0614	17,785	199	-	1,975	-	399	-	20,358
DA/2020/0618	7,417	-	-	1,134	-	-	-	8,551
DA/2020/0911	152,336	-	-	19,500	-	3,499	-	175,335
DA/2021/0521	-	3,134	-	-	-	-	-	3,134
DA/2022/0481	16,579	268	-	1,841	-	374	-	19,062
CDCP/2023/0117	8,759	1,152	604	1,623	-	112	-	12,250
Total Section 7.11 Contributions	211,515	2,755	1,200	27,673	-	4,495	-	250,773

Section 7.12 Contributions								
CDC/2023/0011	-	-	-	-	-	-	2,000	2,000
CDCP/2021/0556	-	-	-	-	-	-	10,963	10,963
CDCP/2022/0276	-	-	-	-	-	-	2,187	2,187
CDCP/2023/0029	-	-	-	-	-	-	6,000	6,000
DA/2022/0517	-	-	-	-	-	-	2,769	2,769
DA/2021/0956	-	-	-	-	-	-	3,229	3,229
DA/2020/0144	-	-	-	-	-	-	780	780
DA/2021/1302	-	-	-	-	-	-	4,911	4,911
DA/2021/0342	-	-	-	-	-	-	3,312	3,312
DA/2021/1020	-	-	-	-	-	-	1,001	1,001
DA/2021/1076	-	-	-	-	-	-	657	657
DA/2022/0492	-	-	-	-	-	-	6,468	6,468
DA/2022/0296	-	-	-	-	-	-	4,043	4,043
DA/2021/0931	-	-	-	-	-	-	4,416	4,416
DA/2021/0765	-	-	-	-	-	-	2,731	2,731
DA/2022/0440	-	-	-	-	-	-	3,386	3,386
DA/2022/0438	-	-	-	-	-	-	2,741	2,741
CDCP/2023/0099	-	-	-	-	-	-	2,250	2,250
DA/2022/0474	-	-	-	-	-	-	5,675	5,675
CDCP/2023/0107	-	-	-	-	-	-	6,097	6,097
DA/2022/0992	-	-	-	-	-	-	4,562	4,562
CDCP/2023/0109	-	-	-	-	-	-	2,289	2,289
DA/2022/0305	-	-	-	-	-	-	12,215	12,215

DA Number	Open Space	Roads and traffic facilities	Drainage	Community Facilities	Car Park Facilities	Admin	S7.12	2022/23 Actuals (\$)
DA/2023/0015	-	-	-	-	-	-	851	851
CDCP/2023/0096	-	-	-	-	-	-	8,000	8,000
DA/2021/1185	-	-	-	-	-	-	3,755	3,755
CDCP/2023/0110	-	-	-	-	-	-	10,700	10,700
DA/2022/0278	-	-	-	-	-	-	2,660	2,660
DA/2022/0446	-	-	-	-	-	-	5,806	5,806
DA/2023/0069	-	-	-	-	-	-	3,843	3,843
DA/2022/0308	-	-	-	-	-	-	11,700	11,700
DA/2022/0792	-	-	-	-	-	-	5,830	5,830
DA/2022/0037	-	-	-	-	-	-	4,223	4,223
DA/2022/1085	-	-	-	-	-	-	717	717
DA/2023/0070	-	-	-	-	-	-	4,055	4,055
010.2017. 00000266.001	-	-	-	-	-	-	1,056	1,056
DA/2022/0950	-	-	-	-	-	-	2,559	2,559
DA/2023/0084	-	-	-	-	-	-	5,778	5,778
CDC/2023/0024	-	-	-	-	-	-	15,000	15,000
DA/2022/1055	-	-	-	-	-	-	6,083	6,083
DA/2022/0608	-	-	-	-	-	-	5,882	5,882
DA/2020/1192	-	-	-	-	-	-	5,599	5,599
DA/2021/0425	-	-	-	-	-	-	5,435	5,435
DA/2022/1010	-	-	-	-	-	-	7,096	7,096
DA/2022/0165	-	-	-	-	-	-	3,429	3,429
DA/2021/0875	-	-	-	-	-	-	5,701	5,701
DA/2022/1089	-	-	-	-	-	-	2,312	2,312
CDCP/2023/0128	-	-	-	-	-	-	3,166	3,166
DA/2022/0239	-	-	-	-	-	-	2,903	2,903
DA/2021/0848	-	-	-	-	-	-	6,458	6,458
DA/2022/1029	-	-	-	-	-	-	3,375	3,375
DA/2022/0754	-	-	-	-	-	-	3,096	3,096
DA/2022/0391	-	-	-	-	-	-	2,713	2,713
DA/2023/0033	-	-	-	-	-	-	6,500	6,500
CDCP/2022/0215	-	-	-	-	-	-	9,429	9,429
DA/2022/0678	-	-	-	-	-	-	2,580	2,580
CDCP/2023/0144	-	-	-	-	-	-	2,541	2,541
DA/2022/0334	-	-	-	-	-	-	895	895
DA/2021/0925	-	-	-	-	-	-	4,946	4,946
DA/2021/1297	-	-	-	-	-	-	7,885	7,885
DA/2021/0841	-	-	-	-	-	-	13,724	13,724
DA/2021/0820	-	-	-	-	-	-	676	676
CDCP/2023/0143	-	-	-	-	-	-	6,500	6,500
DA/2023/0103	-	-	-	-	-	-	760	760
DA/2023/0115	-	-	-	-	-	-	3,400	3,400
DA/2022/0611	-	-	-	-	-	-	2,580	2,580

DA Number	Open Space	Roads and traffic facilities	Drainage	Community Facilities	Car Park Facilities	Admin	S7.12	2022/23 Actuals (\$)
DA/2021/0595	-	-	-	-	-	-	3,001	3,001
DA/2022/0881	-	-	-	-	-	-	4,998	4,998
DA/2022/0744	-	-	-	-	-	-	4,063	4,063
MOD/2023/0057	-	-	-	-	-	-	834	834
DA/2021/0879	-	-	-	-	-	-	3,533	3,533
DA/2023/0030	-	-	-	-	-	-	1,115	1,115
DA/2021/0040	-	-	-	-	-	-	10,022	10,022
DA201600049	-	-	-	-	-	-	4,856	4,856
MOD/2020/0446	-	-	-	-	-	-	1,120	1,120
DA/2022/0680	-	-	-	-	-	-	895	895
DA/2022/0929	-	-	-	-	-	-	10,036	10,036
DA/2021/1010	-	-	-	-	-	-	6,329	6,329
DA/2021/0666	-	-	-	-	-	-	6,002	6,002
DA/2022/0302	-	-	-	-	-	-	2,396	2,396
DA/2022/0765	-	-	-	-	-	-	929	929
DA/2022/0919	-	-	-	-	-	-	811	811
DA/2021/0740	-	-	-	-	-	-	2,197	2,197
DA/2022/0466	-	-	-	-	-	-	3,333	3,333
CDCP/2023/0167	-	-	-	-	-	-	4,300	4,300
DA/2022/0880	-	-	-	-	-	-	5,000	5,000
DA/2022/0277	-	-	-	-	-	-	4,291	4,291
DA/2022/0285	-	-	-	-	-	-	5,902	5,902
DA/2022/0240	-	-	-	-	-	-	3,600	3,600
DA/2022/0448	-	-	-	-	-	-	8,446	8,446
DA/2023/0059	-	-	-	-	-	-	1,000	1,000
CDCP/2023/0168	-	-	-	-	-	-	15,973	15,973
DA/2022/0688	-	-	-	-	-	-	2,436	2,436
DA/2022/1131	-	-	-	-	-	-	5,472	5,472
DA/2022/0327	-	-	-	-	-	-	4,979	4,979
DA/2022/0106	-	-	-	-	-	-	8,765	8,765
Total Section 7.12 Contributions	-	-	-	-	-	-	443,514	443,514

The former Marrickville Contribution Plan – S7.12 Levies								
CDCP/2021/0380	-	-	-	-	-	-	3,314	3,314
DA/2021/0633	-	-	-	-	-	-	2,176	2,176
DA/2021/1041	-	-	-	-	-	-	768	768
DA201900256	-	-	-	-	-	-	989	989
DA/2021/0151	-	-	-	-	-	-	980	980
DA/2021/0256	-	-	-	-	-	-	5,428	5,428
CDCP/2022/0195	-	-	-	-	-	-	5,679	5,679
CDCP/2022/0204	-	-	-	-	-	-	3,406	3,406
DA/2020/0066	-	-	-	-	-	-	818	818
DA/2021/1080	-	-	-	-	-	-	4,578	4,578

DA Number	Open Space	Roads and traffic facilities	Drainage	Community Facilities	Car Park Facilities	Admin	\$7.12	2022/23 Actuals (\$)
DA/2021/0527	-	-	-	-	-	-	5,420	5,420
CDCP/2022/0187	-	-	-	-	-	-	3,169	3,169
CDCP/2022/0203	-	-	-	-	-	-	598	598
CDCP/2022/0212	-	-	-	-	-	-	14,880	14,880
DA/2021/0899	-	-	-	-	-	-	8,160	8,160
CDCP/2022/0215	-	-	-	-	-	-	630	630
DA/2022/0160	-	-	-	-	-	-	3,049	3,049
DA/2021/1163	-	-	-	-	-	-	4,652	4,652
DA/2021/1348	-	-	-	-	-	-	2,032	2,032
DA/2021/1002	-	-	-	-	-	-	7,546	7,546
DA201700614	-	-	-	-	-	-	4,233	4,233
DA/2021/0780	-	-	-	-	-	-	3,765	3,765
DA/2021/0923	-	-	-	-	-	-	14,641	14,641
DA/2021/0851	-	-	-	-	-	-	2,791	2,791
DA/2020/0394	-	-	-	-	-	-	4,164	4,164
DA/2020/0481	-	-	-	-	-	-	3,847	3,847
DA/2021/0856	-	-	-	-	-	-	2,614	2,614
DA/2022/0137	-	-	-	-	-	-	537	537
DA/2021/1121	-	-	-	-	-	-	3,760	3,760
DA/2022/0688	-	-	-	-	-	-	3,220	3,220
DA/2022/0159	-	-	-	-	-	-	879	879
CDCP/2022/0207	-	-	-	-	-	-	550	550
DA/2022/0443	-	-	-	-	-	-	766	766
DA/2022/0046	-	-	-	-	-	-	765	765
DA/2020/0177	-	-	-	-	-	-	-13,298	-13,298
DA201900335	-	-	-	-	-	-	2,984	2,984
DA/2021/0808	-	-	-	-	-	-	3,451	3,451
CDC/2022/0023	-	-	-	-	-	-	8,570	8,570
DA/2021/1102	-	-	-	-	-	-	5,081	5,081
CDCP/2022/0227	-	-	-	-	-	-	6,000	6,000
DA201900161	-	-	-	-	-	-	4,337	4,337
DA/2021/0598	-	-	-	-	-	-	3,263	3,263
DA/2020/1199	-	-	-	-	-	-	799	799
REV/2022/0021	-	-	-	-	-	-	543	543
DA/2021/1360	-	-	-	-	-	-	665	665
DA/2021/1099	-	-	-	-	-	-	4,941	4,941
DA/2021/0416	-	-	-	-	-	-	5,790	5,790
DA/2021/0836	-	-	-	-	-	-	2,458	2,458
DA/2022/0374	-	-	-	-	-	-	4,200	4,200
DA/2021/1290	-	-	-	-	-	-	14,825	14,825
DA201800023	-	-	-	-	-	-	-4,495	-4,495
CDCP/2022/0265	-	-	-	-	-	-	1,000	1,000
CDCP/2022/0248	-	-	-	-	-	-	6,686	6,686
DA201800410	-	-	-	-	-	-	669	669
CDCP/2022/0250	-	-	-	-	-	-	4,926	4,926

DA Number	Open Space	Roads and traffic facilities	Drainage	Community Facilities	Car Park Facilities	Admin	\$7.12	2022/23 Actuals (\$)
DA201700201	-	-	-	-	-	-	1,103	1,103
CDCP/2021/0526	-	-	-	-	-	-	54,000	54,000
DA/2022/0343	-	-	-	-	-	-	3,760	3,760
DA/2021/1117	-	-	-	-	-	-	10,162	10,162
DA/2021/0971	-	-	-	-	-	-	685	685
DA/2020/1062	-	-	-	-	-	-	535	535
DA/2021/1269	-	-	-	-	-	-	2,952	2,952
DA201900425	-	-	-	-	-	-	10,509	10,509
DA/2022/0128	-	-	-	-	-	-	676	676
DA/2021/1307	-	-	-	-	-	-	1,016	1,016
DA/2021/0068	-	-	-	-	-	-	7,896	7,896
DA/2021/1106	-	-	-	-	-	-	3,928	3,928
DA201800377	-	-	-	-	-	-	5,101	5,101
CDCP/2022/0301	-	-	-	-	-	-	3,581	3,581
CDCP/2022/0310	-	-	-	-	-	-	3,000	3,000
DA/2021/0694	-	-	-	-	-	-	2,974	2,974
DA/2021/0082	-	-	-	-	-	-	10,690	10,690
CDCP/2022/0309	-	-	-	-	-	-	665	665
DA/2022/0603	-	-	-	-	-	-	2,924	2,924
CDCP/2022/0229	-	-	-	-	-	-	6,241	6,241
DA201900371	-	-	-	-	-	-	983	983
DA/2021/1287	-	-	-	-	-	-	4,009	4,009
CDCP/2022/0329	-	-	-	-	-	-	800	800
CDCP/2022/0137	-	-	-	-	-	-	5,198	5,198
DA/2021/1059	-	-	-	-	-	-	5,288	5,288
REV/2022/0024	-	-	-	-	-	-	2,640	2,640
CDCP/2022/0072	-	-	-	-	-	-	3,254	3,254
DA201900280	-	-	-	-	-	-	6,194	6,194
DA/2021/0302	-	-	-	-	-	-	11,207	11,207
MOD/2022/0127	-	-	-	-	-	-	4,678	4,678
DA/2022/0108	-	-	-	-	-	-	4,241	4,241
MOD/2022/0366	-	-	-	-	-	-	1,031	1,031
CDCP/2022/0358	-	-	-	-	-	-	2,075	2,075
DA/2021/0475	-	-	-	-	-	-	23,633	23,633
DA/2021/1357	-	-	-	-	-	-	3,701	3,701
DA/2021/0489	-	-	-	-	-	-	4,025	4,025
DA/2022/0581	-	-	-	-	-	-	4,334	4,334
DA/2022/0299	-	-	-	-	-	-	2,418	2,418
DA/2021/0868	-	-	-	-	-	-	4,814	4,814
DA/2022/0376	-	-	-	-	-	-	2,768	2,768
MOD/2022/0321	-	-	-	-	-	-	3,220	3,220
DA/2020/0818	-	-	-	-	-	-	5,632	5,632
DA/2021/0217	-	-	-	-	-	-	4,341	4,341
CDCP/2023/0001	-	-	-	-	-	-	2,650	2,650
REV/2022/0009	-	-	-	-	-	-	4,678	4,678

DA Number	Open Space	Roads and traffic facilities	Drainage	Community Facilities	Car Park Facilities	Admin	S7.12	2022/23 Actuals (\$)
DA/2021/0252	-	-	-	-	-	-	3,516	3,516
DA/2021/0886	-	-	-	-	-	-	5,237	5,237
CDCP/2022/0372	-	-	-	-	-	-	4,500	4,500
DA/2022/0544	-	-	-	-	-	-	844	844
CDCP/2022/0380	-	-	-	-	-	-	13,000	13,000
DA/2022/0436	-	-	-	-	-	-	921	921
DA201700286	-	-	-	-	-	-	4,847	4,847
CDCP/2022/0371	-	-	-	-	-	-	3,300	3,300
DA/2021/0166	-	-	-	-	-	-	3,175	3,175
DA/2022/0631	-	-	-	-	-	-	738	738
CDCP/2022/0268	-	-	-	-	-	-	40,455	40,455
DA/2021/1281	-	-	-	-	-	-	12,217	12,217
CDCP/2023/0012	-	-	-	-	-	-	4,933	4,933
CDCP/2023/0014	-	-	-	-	-	-	3,960	3,960
CDCP/2022/0339	-	-	-	-	-	-	5,057	5,057
DA/2022/0006	-	-	-	-	-	-	3,000	3,000
DA/2021/1206	-	-	-	-	-	-	812	812
CDCP/2023/0006	-	-	-	-	-	-	4,307	4,307
DA/2022/0656	-	-	-	-	-	-	3,054	3,054
DA/2022/1031	-	-	-	-	-	-	7,278	7,278
CDCP/2022/0326	-	-	-	-	-	-	763	763
DA/2021/1332	-	-	-	-	-	-	7,018	7,018
DA/2021/1224	-	-	-	-	-	-	3,242	3,242
DA201900292	-	-	-	-	-	-	2,824	2,824
CDCP/2023/0028	-	-	-	-	-	-	3,500	3,500
CDCP/2023/0039	-	-	-	-	-	-	9,297	9,297
DA/2022/0686	-	-	-	-	-	-	2,392	2,392
DA/2021/0735	-	-	-	-	-	-	7,901	7,901
DA/2021/1203	-	-	-	-	-	-	1,488	1,488
CDCP/2023/0030	-	-	-	-	-	-	4,933	4,933
DA/2022/0974	-	-	-	-	-	-	2,952	2,952
DA/2021/1306	-	-	-	-	-	-	4,021	4,021
CDCP/2023/0059	-	-	-	-	-	-	6,500	6,500
CDCP/2023/0060	-	-	-	-	-	-	4,000	4,000
DA/2022/0579	-	-	-	-	-	-	2,427	2,427
DA201600071	-	-	-	-	-	-	721	721
DA/2022/0674	-	-	-	-	-	-	750	750
CDCP/2022/0370	-	-	-	-	-	-	560	560
DA/2022/0406	-	-	-	-	-	-	5,395	5,395
DA/2022/0932	-	-	-	-	-	-	600	600
DA201900431	-	-	-	-	-	-	3,800	3,800
CDCP/2023/0072	-	-	-	-	-	-	5,000	5,000
DA/2022/0422	-	-	-	-	-	-	13,477	13,477

DA Number	Open Space	Roads and traffic facilities	Drainage	Community Facilities	Car Park Facilities	Admin	S7.12	2022/23 Actuals (\$)
DA/2022/0829	-	-	-	-	-	-	6,900	6,900
DA/2022/0827	-	-	-	-	-	-	4,650	4,650
DA/2022/0305	-	-	-	-	-	-	3,455	3,455
DA/2021/1341	-	-	-	-	-	-	3,262	3,262
CDCP/2023/0022	-	-	-	-	-	-	2,400	2,400
DA/2021/1356	-	-	-	-	-	-	13,606	13,606
DA/2021/1329	-	-	-	-	-	-	980	980
CDCP/2023/0070	-	-	-	-	-	-	2,750	2,750
DA/2022/0273	-	-	-	-	-	-	833	833
DA/2022/0255	-	-	-	-	-	-	4,400	4,400
DA/2021/0910	-	-	-	-	-	-	2,368	2,368
DA/2022/0841	-	-	-	-	-	-	809	809
DA/2022/1116	-	-	-	-	-	-	2,699	2,699
DA/2020/0052	-	-	-	-	-	-	952	952
CDCP/2023/0146	-	-	-	-	-	-	2,072	2,072
DA/2020/0786	-	-	-	-	-	-	964	964
DA/2023/0114	-	-	-	-	-	-	5,000	5,000
Total Former Marrickville Contribution Plan - S7.12 Levies	-	-	-	-	-	-	715,217	715,217

The former Leichhardt Contribution Plan - S7.12 Levies								
DA/2021/0041	-	-	-	-	-	-	2,777	2,777
DA/2022/0016	-	-	-	-	-	-	1,000	1,000
DA/2021/0447	-	-	-	-	-	-	5,146	5,146
DA/2021/0822	-	-	-	-	-	-	3,911	3,911
DA/2021/0091	-	-	-	-	-	-	2,904	2,904
DA/2021/0894	-	-	-	-	-	-	2,751	2,751
DA/2020/1084	-	-	-	-	-	-	1,048	1,048
CDCP/2022/0188	-	-	-	-	-	-	1,561	1,561
DA/2021/0422	-	-	-	-	-	-	4,610	4,610
CDCP/2022/0162	-	-	-	-	-	-	2,420	2,420
DA/2021/1169	-	-	-	-	-	-	3,773	3,773
DA/2021/0937	-	-	-	-	-	-	4,083	4,083
DA/2022/0005	-	-	-	-	-	-	7,000	7,000
DA/2020/0965	-	-	-	-	-	-	10,312	10,312
DA/2022/0112	-	-	-	-	-	-	2,540	2,540
DA/2022/0150	-	-	-	-	-	-	2,540	2,540
DA/2021/0493	-	-	-	-	-	-	997	997
DA/2021/0045	-	-	-	-	-	-	4,432	4,432
DA/2022/0469	-	-	-	-	-	-	569	569
DA/2020/1184	-	-	-	-	-	-	2,948	2,948
CDC/2022/0029	-	-	-	-	-	-	5,374	5,374
DA/2021/1044	-	-	-	-	-	-	2,584	2,584

DA Number	Open Space	Roads and traffic facilities	Drainage	Community Facilities	Car Park Facilities	Admin	S7.12	2022/23 Actuals (\$)
DA/2021/0989	-	-	-	-	-	-	10,031	10,031
DA/2021/1274	-	-	-	-	-	-	91	91
DA/2020/0999	-	-	-	-	-	-	4,527	4,527
DA/2021/1263	-	-	-	-	-	-	3,590	3,590
DA/2021/1186	-	-	-	-	-	-	3,555	3,555
DA/2022/0337	-	-	-	-	-	-	1,016	1,016
DA/2021/0814	-	-	-	-	-	-	4,573	4,573
CDCP/2022/0236	-	-	-	-	-	-	538	538
DA201500270	-	-	-	-	-	-	6,035	6,035
DA/2022/0053	-	-	-	-	-	-	3,328	3,328
CDCP/2022/0240	-	-	-	-	-	-	9,877	9,877
DA/2022/0081	-	-	-	-	-	-	1,018	1,018
DA/2021/1330	-	-	-	-	-	-	4,065	4,065
D/2017/93	-	-	-	-	-	-	22,588	22,588
DA/2022/0152	-	-	-	-	-	-	4,050	4,050
CDC/2022/0050	-	-	-	-	-	-	1,750	1,750
CDCP/2022/0251	-	-	-	-	-	-	2,564	2,564
DA/2020/1050	-	-	-	-	-	-	5,431	5,431
CDCP/2022/0247	-	-	-	-	-	-	20,155	20,155
DA/2022/0190	-	-	-	-	-	-	2,693	2,693
DA/2021/1126	-	-	-	-	-	-	6,825	6,825
DA/2022/0066	-	-	-	-	-	-	4,674	4,674
CDCP/2022/0254	-	-	-	-	-	-	6,648	6,648
CDCP/2022/0289	-	-	-	-	-	-	15,052	15,052
DA/2021/0947	-	-	-	-	-	-	5,390	5,390
DA/2021/0558	-	-	-	-	-	-	2,590	2,590
DA/2021/0474	-	-	-	-	-	-	526	526
DA/2021/1132	-	-	-	-	-	-	6,000	6,000
DA/2021/1377	-	-	-	-	-	-	7,732	7,732
CDCP/2022/0290	-	-	-	-	-	-	1,000	1,000
D/2019/365	-	-	-	-	-	-	2,697	2,697
DA/2020/0866	-	-	-	-	-	-	5,919	5,919
DA/2021/0667	-	-	-	-	-	-	3,685	3,685
DA/2021/0014	-	-	-	-	-	-	5,982	5,982
DA/2021/1028	-	-	-	-	-	-	4,094	4,094
DA/2021/1338	-	-	-	-	-	-	16,271	16,271
CDCP/2022/0281	-	-	-	-	-	-	9,000	9,000
CDCP/2022/0242	-	-	-	-	-	-	575	575
DA/2022/0131	-	-	-	-	-	-	3,119	3,119
DA/2021/1296	-	-	-	-	-	-	6,006	6,006
DA/2021/1276	-	-	-	-	-	-	21,808	21,808

DA Number	Open Space	Roads and traffic facilities	Drainage	Community Facilities	Car Park Facilities	Admin	S7.12	2022/23 Actuals (\$)
DA/2022/0402	-	-	-	-	-	-	3,120	3,120
DA/2021/0087	-	-	-	-	-	-	6,365	6,365
CDCP/2022/0272	-	-	-	-	-	-	2,057	2,057
DA/2022/0247	-	-	-	-	-	-	921	921
DA/2022/0215	-	-	-	-	-	-	767	767
DA/2021/1008	-	-	-	-	-	-	6,874	6,874
DA/2022/0698	-	-	-	-	-	-	716	716
MOD/2022/0176	-	-	-	-	-	-	7,277	7,277
DA/2021/1083	-	-	-	-	-	-	5,023	5,023
DA/2022/0252	-	-	-	-	-	-	6,036	6,036
DA/2021/0337	-	-	-	-	-	-	4,416	4,416
DA/2022/0204	-	-	-	-	-	-	655	655
DA/2021/0793	-	-	-	-	-	-	13,913	13,913
DA/2021/0420	-	-	-	-	-	-	4,814	4,814
CDCP/2022/0115	-	-	-	-	-	-	121	121
DA/2022/0491	-	-	-	-	-	-	3,124	3,124
DA/2021/1096	-	-	-	-	-	-	17,364	17,364
DA/2021/0882	-	-	-	-	-	-	1,058	1,058
CDCP/2023/0144	-	-	-	-	-	-	4,819	4,819
DA/2021/0540	-	-	-	-	-	-	8,616	8,616
DA/2022/0783	-	-	-	-	-	-	396	396
CDC/2022/0057	-	-	-	-	-	-	1,000	1,000
CDCP/2022/0353	-	-	-	-	-	-	7,308	7,308
DA/2022/0123	-	-	-	-	-	-	5,064	5,064
CDCP/2021/0529	-	-	-	-	-	-	6,419	6,419
DA/2021/0670	-	-	-	-	-	-	7,115	7,115
DA/2021/1352	-	-	-	-	-	-	4,041	4,041
DA/2021/0981	-	-	-	-	-	-	11,249	11,249
CDCP/2021/0461	-	-	-	-	-	-	8,616	8,616
DA/2022/0426	-	-	-	-	-	-	4,250	4,250
DA/2020/0660	-	-	-	-	-	-	3,837	3,837
DA/2021/0568	-	-	-	-	-	-	-3,518	-3,518
DA/2022/0139	-	-	-	-	-	-	6,238	6,238
CDC/2022/0054	-	-	-	-	-	-	8,000	8,000
DA/2022/0880	-	-	-	-	-	-	3,049	3,049
DA/2020/1159	-	-	-	-	-	-	7,597	7,597
CDCP/2022/0366	-	-	-	-	-	-	2,400	2,400
CDCP/2022/0056	-	-	-	-	-	-	1,000	1,000
DA/2020/0549	-	-	-	-	-	-	7,629	7,629
DA/2022/0358	-	-	-	-	-	-	2,926	2,926
CDCP/2022/0075	-	-	-	-	-	-	6,818	6,818

DA Number	Open Space	Roads and traffic facilities	Drainage	Community Facilities	Car Park Facilities	Admin	S7.12	2022/23 Actuals (\$)
DA/2021/0327	-	-	-	-	-	-	3,500	3,500
CDCP/2022/0352	-	-	-	-	-	-	3,585	3,585
CDCP/2022/0376	-	-	-	-	-	-	6,500	6,500
DA/2022/0071	-	-	-	-	-	-	3,306	3,306
DA/2022/0341	-	-	-	-	-	-	548	548
DA/2022/0279	-	-	-	-	-	-	3,873	3,873
DA/2022/0864	-	-	-	-	-	-	2,500	2,500
CDCP/2022/0295	-	-	-	-	-	-	781	781
DA/2022/0874	-	-	-	-	-	-	611	611
DA/2022/0800	-	-	-	-	-	-	2,387	2,387
DA/2022/0359	-	-	-	-	-	-	9,491	9,491
CDCP/2022/0297	-	-	-	-	-	-	5,680	5,680
CDCP/2023/0017	-	-	-	-	-	-	502	502
DA/2022/0241	-	-	-	-	-	-	7,415	7,415
CDCP/2019/128	-	-	-	-	-	-	2,790	2,790
DA/2020/0721	-	-	-	-	-	-	7,285	7,285
DA/2022/0464	-	-	-	-	-	-	6,107	6,107
DA/2021/0550	-	-	-	-	-	-	2,691	2,691
DA/2021/1046	-	-	-	-	-	-	3,104	3,104
CDCP/2023/0016	-	-	-	-	-	-	2,400	2,400
DA/2022/1049	-	-	-	-	-	-	3,310	3,310
DA/2021/0094	-	-	-	-	-	-	5,739	5,739
DA/2021/0611	-	-	-	-	-	-	2,448	2,448
DA/2022/0700	-	-	-	-	-	-	692	692
DA/2021/0157	-	-	-	-	-	-	3,872	3,872
DA/2022/0665	-	-	-	-	-	-	3,682	3,682
DA/2021/1211	-	-	-	-	-	-	606	606
CDCP/2023/0043	-	-	-	-	-	-	5,500	5,500
DA/2021/1147	-	-	-	-	-	-	958	958
DA/2023/0070	-	-	-	-	-	-	5,483	5,483
DA/2022/0353	-	-	-	-	-	-	4,957	4,957
DA/2021/1229	-	-	-	-	-	-	3,141	3,141
DA/2022/0976	-	-	-	-	-	-	8,765	8,765
DA/2021/1207	-	-	-	-	-	-	2,741	2,741
DA/2021/1048	-	-	-	-	-	-	3,918	3,918
EXTERNAL/2022/0002	-	-	-	-	-	-	17,926	17,926
DA/2022/0102	-	-	-	-	-	-	1,926	1,926
CDC/2023/0013	-	-	-	-	-	-	9,500	9,500
DA/2021/0824	-	-	-	-	-	-	6,878	6,878
DA/2022/0599	-	-	-	-	-	-	945	945
DA/2022/0383	-	-	-	-	-	-	9,670	9,670

DA Number	Open Space	Roads and traffic facilities	Drainage	Community Facilities	Car Park Facilities	Admin	S7.12	2022/23 Actuals (\$)
DA/2022/0882	-	-	-	-	-	-	6,001	6,001
DA/2022/0520	-	-	-	-	-	-	10,116	10,116
DA/2022/0189	-	-	-	-	-	-	5,173	5,173
DA/2021/0537	-	-	-	-	-	-	4,474	4,474
DA/2021/1110	-	-	-	-	-	-	5,149	5,149
DA/2023/0270	-	-	-	-	-	-	2,690	2,690
DA/2022/0225	-	-	-	-	-	-	3,680	3,680
Total The former Leichhardt Contribution Plan - S7.12 Levies	-	-	-	-	-	-	736,833	736,833

The Former Ashfield Contribution Plan - S7.12 Levies								
CDCP/2022/0190	-	-	-	-	-	-	5,000	5,000
0102019.00000126.001	-	-	-	-	-	-	15,192	15,192
CDCP/2022/0170	-	-	-	-	-	-	5,037	5,037
DA/2022/0097	-	-	-	-	-	-	-	-
DA/2021/0246	-	-	-	-	-	-	2,401	2,401
DA/2021/1284	-	-	-	-	-	-	7,553	7,553
CDCP/2022/0202	-	-	-	-	-	-	7,553	7,553
DA/2021/1070	-	-	-	-	-	-	865	865
DA/2021/0674	-	-	-	-	-	-	3,660	3,660
CDCP/2022/0231	-	-	-	-	-	-	100,271	100,271
DA/2022/0099	-	-	-	-	-	-	3,353	3,353
DA/2021/1033	-	-	-	-	-	-	4,170	4,170
DA/2021/1237	-	-	-	-	-	-	4,652	4,652
DA/2021/0788	-	-	-	-	-	-	3,085	3,085
0102018.00000074.001	-	-	-	-	-	-	830	830
DA/2022/0137	-	-	-	-	-	-	2,326	2,326
DA/2020/0438	-	-	-	-	-	-	11,717	11,717
0102019000123.1	-	-	-	-	-	-	560	560
0102018.00000152.001	-	-	-	-	-	-	4,932	4,932
CDCP/2022/0241	-	-	-	-	-	-	600	600
DA/2022/0063	-	-	-	-	-	-	5,321	5,321
MOD/2021/0277	-	-	-	-	-	-	3,311	3,311
DA/2022/0287	-	-	-	-	-	-	4,196	4,196
DA/2021/0348	-	-	-	-	-	-	635	635
CDCP/2022/0291	-	-	-	-	-	-	5,498	5,498
DA/2022/0004	-	-	-	-	-	-	5,924	5,924
CDCP/2022/0160	-	-	-	-	-	-	1,000	1,000
CDCP/2022/0199	-	-	-	-	-	-	818	818
CDCP/2022/0327	-	-	-	-	-	-	225	225
CDCP/2022/0345	-	-	-	-	-	-	750	750
DA/2022/0352	-	-	-	-	-	-	685	685
DA/2021/0550	-	-	-	-	-	-	9,102	9,102

DA Number	Open Space	Roads and traffic facilities	Drainage	Community Facilities	Car Park Facilities	Admin	S7.12	2022/23 Actuals (\$)
DA/2022/0543	-	-	-	-	-	-	4,706	4,706
DA/2021/1131	-	-	-	-	-	-	9,219	9,219
DA/2021/1015	-	-	-	-	-	-	8,944	8,944
DA/2022/0863	-	-	-	-	-	-	4,150	4,150
DA/2020/0713	-	-	-	-	-	-	7,486	7,486
DA/2021/0890	-	-	-	-	-	-	980	980
0102017.00000086.001	-	-	-	-	-	-	5,391	5,391
DA/2021/1034	-	-	-	-	-	-	3,693	3,693
DA/2021/1045	-	-	-	-	-	-	5,921	5,921
DA/2021/1094	-	-	-	-	-	-	5,652	5,652
DA/2022/0627	-	-	-	-	-	-	2,193	2,193
DA/2022/0007	-	-	-	-	-	-	3,410	3,410
REV/2022/0020	-	-	-	-	-	-	4,072	4,072
DA/2022/0554	-	-	-	-	-	-	2,300	2,300
DA/2021/0573	-	-	-	-	-	-	3,436	3,436
DA/2022/0818	-	-	-	-	-	-	2,463	2,463
CDCP/2022/0342	-	-	-	-	-	-	7,777	7,777
DA/2022/0805	-	-	-	-	-	-	5,089	5,089
CDCP/2022/0379	-	-	-	-	-	-	4,933	4,933
DA/2022/0752	-	-	-	-	-	-	10,367	10,367
DA/2021/1186	-	-	-	-	-	-	2,609	2,609
DA/2022/1011	-	-	-	-	-	-	4,880	4,880
CDCP/2023/0057	-	-	-	-	-	-	2,400	2,400
DA/2022/0590	-	-	-	-	-	-	3,454	3,454
DA/2022/0473	-	-	-	-	-	-	9,903	9,903
DA/2022/0559	-	-	-	-	-	-	1,965	1,965
DA/2022/0644	-	-	-	-	-	-	2,895	2,895
0102016.00000052.001	-	-	-	-	-	-	3,721	3,721
DA/2022/0447	-	-	-	-	-	-	937	937
DA/2022/0667	-	-	-	-	-	-	4,270	4,270
DA/2022/0199	-	-	-	-	-	-	2,967	2,967
DA/2021/0795	-	-	-	-	-	-	3,781	3,781
DA/2022/0743	-	-	-	-	-	-	762	762
DA/2021/1040	-	-	-	-	-	-	4,442	4,442
CDCP/2023/0130	-	-	-	-	-	-	4,232	4,232
DA/2022/0541	-	-	-	-	-	-	976	976
Total The Former Ashfield Contribution Plan - S7.12 Levies	-	-	-	-	-	-	377,595	377,595
Grand Total	6,131,246	779,497	1,200	700,239	5,542	172,206	2,273,160	10,067,980

Glossary

Audit, Risk and Improvement Committee (ARIC)

The Committee provides independent assurance and assistance in relation to risk management, internal control, governance, external accountability responsibilities, financial reporting and compliance with laws and regulations.

Asset management

The process of managing the ongoing maintenance, renewal and upgrade of existing Council assets throughout their life cycle, and development of new assets, to ensure they meet the community's needs and expectations now and into the future.

Australian Bureau of Statistics (ABS)

The Australian Bureau of Statistics is responsible for providing official statistics which inform our population data.

Community Strategic Plan (CSP)

The CSP identifies the community's main priorities and aspirations for the future and sets out clear strategic directions to achieve them over the long-term.

Council meeting

A formal meeting of the elected representatives (councillors) who make decisions through voting on recommendations from staff, councillor Notices of Motion, Mayoral Minutes and rescission motions.

Councillors

Elected representatives, who set strategic direction for the organisation, monitor organisational performance, and liaise with stakeholders including the community. Inner West has 15 councillors across five wards.

Delivery Program and Operational Plan (DPOP)

The Delivery Program outlines Council's commitments in achieving the Community Strategic Plan's long-term objectives and priorities during the term of the elected Council. The Operational Plan contains annual actions and budget to achieve the Delivery Program commitments. Inner West has a combined Delivery Program and Operational Plan.

Development Control Plan (DCP)

Provides policy statements and more detail beyond the provisions contained in a local environmental plan and serves to further guide development decisions across the Inner West.

Financial year

The financial year for the Annual Report 2022/23 is the period 1 July 2022 to 30 June 2023.

Independent Pricing and Regulatory Tribunal of NSW (IPART)

IPART is an independent authority established under the *Independent Pricing and Regulatory Tribunal Act 1992*. It sets the local government rate peg and assesses applications for special rate variations and council contributions plans.

Infrastructure

Assets such as roads, buildings, bridges, stormwater, footpaths and cycleways.

Integrated planning and reporting (IP&R)

The framework that all councils in NSW use to guide their planning and reporting activities. It is prescribed under the Local Government Act 1993, and supported by guidelines provided by the NSW Office of Local Government.

Key performance indicator (KPI)

A measure of progress against targets to monitor achievement of performance.

Local Government NSW (LGNSW)

An independent organisation that supports and advocates on behalf of member councils and works to strengthen and protect an effective, democratic system of local government across NSW.

Local environmental plan (LEP)

An environmental planning instrument that contains legally binding provisions relating to development.

Office of Local Government (OLG)

The Office of Local Government is the NSW Government body responsible for local government across NSW.

Operational Plan (OP)

Council's annual plan that provides details of projects, programs, services and activities for one year of the Delivery Program with a detailed annual budget.

Plan of management (PoM)

A document which regulates the use and management of community land.

Projected population

Our current population is based on the ABS Estimated Resident Population (ERP). Due to the impacts of the COVID-19 pandemic, particularly on migration, there has been a reduction in Inner West's estimated population this year.

Quadruple bottom line (QBL)

The quadruple bottom line (QBL) refers to social, environmental, economic and civic leadership considerations encompassed in the Community Strategic Plan, Delivery Program and Operational Plan.

Resourcing Strategy

The Resourcing Strategy details how the Community Strategic Plan can be achieved within available

money, people and assets. The Resourcing Strategy spans ten years and includes:

- Long Term Financial Plan (LTFP)
- Asset Management Strategy (AMS)
- Workforce Management Strategy (WMS)

Risk management

The culture, processes and structures to identify, assess and manage risks.

Stakeholder

An individual or group who is affected by or has a particular interest in a decision or action.

Sustainability

Sensitive use of natural resources without harming the ecological balance of the region.

Values (corporate)

The behaviours encouraged in our staff to guide our relationships with the community and each other

Vision

Statement that articulates the aspirations of the community for the future of the Inner West.

Ward

The Inner West local government area (LGA) is divided into five voting areas called wards, each represented by three councillors who are elected by residents and property owners. A detailed ward map is available on Council's website.



Financial Report (Audited Statements)

Inner West Council

ANNUAL FINANCIAL STATEMENTS
for the year ended 30 June 2023



Inner West Council

GENERAL PURPOSE FINANCIAL STATEMENTS
for the year ended 30 June 2023



Inner West Council

General Purpose Financial Statements

for the year ended 30 June 2023

Contents	Page
Understanding Council's Financial Statements	3
Statement by Councillors and Management	4
Primary Financial Statements:	
Income Statement	5
Statement of Comprehensive Income	6
Statement of Financial Position	7
Statement of Changes in Equity	8
Statement of Cash Flows	9
Notes to the Financial Statements	10
Independent Auditor's Reports:	
On the Financial Statements (Sect 417 [2])	72
On the Financial Statements (Sect 417 [3])	73

Overview

Inner West Council is constituted under the Local Government Act 1993 (NSW) and has its principal place of business at:

2-14 Fisher Street
Petersham NSW 2049

Council's guiding principles are detailed in Chapter 3 of the Local Government Act 1993 (NSW) and includes:

- principles applying to the exercise of functions generally by council,
- principles to be applied when making decisions,
- principles of community participation,
- principles of sound financial management, and
- principles for strategic planning relating to the development of an integrated planning and reporting framework.

A description of the nature of Council's operations and its principal activities are provided in Note B1-2.

Through the use of the internet, we have ensured that our reporting is timely, complete and available at minimum cost. All press releases, financial statements and other information are publicly available on our website: www.innerwest.nsw.gov.au

Inner West Council

General Purpose Financial Statements

for the year ended 30 June 2023

Understanding Council's Financial Statements

Introduction

Each year NSW local governments are required to present audited financial statements to their council and community.

What you will find in the Statements

The financial statements set out the financial performance, financial position and cash flows of Council for the financial year ended 30 June 2023.

The format of the financial statements is standard across all NSW Councils and complies with both the accounting and reporting requirements of Australian Accounting Standards and requirements as set down by the Office of Local Government (OLG).

About the Councillor/Management Statement

The financial statements must be certified by senior staff as 'presenting fairly' the Council's financial results for the year and are required to be adopted by Council – ensuring both responsibility for and ownership of the financial statements.

About the Primary Financial Statements

The financial statements incorporate five "primary" financial statements:

1. The Income Statement

Summarises Council's financial performance for the year, listing all income and expenses. This statement also displays Council's original adopted budget to provide a comparison between what was projected and what actually occurred.

2. The Statement of Comprehensive Income

Primarily records changes in the fair value of Council's Infrastructure, property, plant and equipment.

3. The Statement of Financial Position

A 30 June snapshot of Council's financial position indicating its assets, liabilities and "net wealth".

4. The Statement of Changes in Equity

The overall change for the year (in dollars) of Council's "net wealth".

5. The Statement of Cash Flows

Indicates where Council's cash came from and where it was spent. This statement also displays Council's original adopted budget to provide a comparison between what was projected and what actually occurred.

About the Notes to the Financial Statements

The Notes to the Financial Statements provide greater detail and additional information on the five primary financial statements.

About the Auditor's Reports

Council's financial statements are required to be audited by the NSW Audit Office.

In NSW the auditor provides 2 audit reports:

1. an opinion on whether the financial statements present fairly the Council's financial performance and position, and
2. their observations on the conduct of the audit, including commentary on the Council's financial performance and financial position.

Who uses the Financial Statements?

The financial statements are publicly available documents and must be presented at a Council meeting between seven days and five weeks after the date of the audit report. The public can make submissions to Council up to seven days subsequent to the public presentation of the financial statements.

Council is required to forward an audited set of financial statements to the Office of Local Government.

Inner West Council

General Purpose Financial Statements

for the year ended 30 June 2023

Statement by Councillors and Management made pursuant to Section 413 (2c) of the *Local Government Act 1993* (NSW)

The attached general purpose financial statements have been prepared in accordance with:

- the *Local Government Act 1993* and the regulations made thereunder,
- the Australian Accounting Standards and other pronouncements of the Australian Accounting Standards Board
- the Local Government Code of Accounting Practice and Financial Reporting.

To the best of our knowledge and belief, these statements:


- present fairly the Council's operating result and financial position for the year
- accord with Council's accounting and other records.

We are not aware of any matter that would render these statements false or misleading in any way.

Signed in accordance with a resolution of Council made on 10 October 2023.




Darcy Byrne
Mayor
10 October 2023



Chloe Smith
Deputy Mayor
10 October 2023



Peter Gainsford
General Manager
10 October 2023



Aigul Utegenova
Responsible Accounting Officer
10 October 2023

Inner West Council

Income Statement

for the year ended 30 June 2023

<i>Original unaudited budget</i>				<i>Actual</i>	<i>Actual</i>
2023	\$ '000		Notes	2023	2022
		Income from continuing operations			
165,444		Rates and annual charges	B2-1	166,293	162,153
52,007		User charges and fees	B2-2	55,874	41,357
24,139		Other revenues	B2-3	16,543	10,737
9,310		Grants and contributions provided for operating purposes	B2-4	13,828	15,368
27,872		Grants and contributions provided for capital purposes	B2-4	29,209	30,772
3,450		Interest and investment income	B2-5	10,966	3,309
–		Other income	B2-6	5,529	4,306
282,222		Total income from continuing operations		298,242	268,002
		Expenses from continuing operations			
127,200		Employee benefits and on-costs	B3-1	124,862	112,062
79,360		Materials and services	B3-2	99,950	87,368
860		Borrowing costs	B3-3	859	970
33,104		Depreciation, amortisation and impairment of non-financial assets	B3-4	33,172	34,142
12,988		Other expenses	B3-5	11,818	10,970
1,582		Net loss from the disposal of assets	B4-1	4,860	2,462
255,094		Total expenses from continuing operations		275,521	247,974
27,128		Operating result from continuing operations		22,721	20,028
27,128		Net operating result for the year attributable to Council		22,721	20,028
(744)		Net operating result for the year before grants and contributions provided for capital purposes		(6,488)	(10,744)

The above Income Statement should be read in conjunction with the accompanying notes.

Inner West Council

Statement of Comprehensive Income

for the year ended 30 June 2023

\$ '000	Notes	2023	<i>Restated</i> 2022
Net operating result for the year – from Income Statement		22,721	20,028
Other comprehensive income:			
Amounts which will not be reclassified subsequently to the operating result			
Gain (loss) on revaluation of infrastructure, property, plant and equipment	C1-7	331,858	112,664
Total items which will not be reclassified subsequently to the operating result		331,858	112,664
Total other comprehensive income for the year		331,858	112,664
Total comprehensive income for the year attributable to Council		354,579	132,692

The above Statement of Comprehensive Income should be read in conjunction with the accompanying notes.

Inner West Council

Statement of Financial Position

as at 30 June 2023

\$ '000	Notes	2023	Restated 2022
ASSETS			
Current assets			
Cash and cash equivalents	C1-1	75,413	75,586
Investments	C1-2	104,500	154,200
Receivables	C1-4	43,197	38,401
Inventories	C1-5	216	198
Contract assets and contract cost assets	C1-6	–	219
Prepayments		3,153	2,838
Total current assets		226,479	271,442
Non-current assets			
Investments	C1-2	120,506	124,457
Infrastructure, property, plant and equipment (IPPE)	C1-7	2,780,684	2,421,272
Investment property	C1-8	54,878	–
Intangible assets	C1-9	6,173	6,945
Right of use assets	C2-1	229	836
Total non-current assets		2,962,470	2,553,510
Total assets		3,188,949	2,824,952
LIABILITIES			
Current liabilities			
Payables	C3-1	49,994	44,128
Contract liabilities	C3-2	35,770	29,009
Lease liabilities	C2-1	82	187
Borrowings	C3-3	2,447	2,600
Employee benefit provisions	C3-4	31,891	29,850
Total current liabilities		120,184	105,774
Non-current liabilities			
Contract liabilities	C3-2	778	1,972
Lease liabilities	C2-1	159	661
Borrowings	C3-3	32,788	35,234
Employee benefit provisions	C3-4	1,443	2,293
Total non-current liabilities		35,168	40,160
Total liabilities		155,352	145,934
Net assets		3,033,597	2,679,018
EQUITY			
Accumulated surplus		2,405,335	2,382,614
IPPE revaluation reserve		628,262	296,404
Total equity		3,033,597	2,679,018

The above Statement of Financial Position should be read in conjunction with the accompanying notes.

Inner West Council

Statement of Changes in Equity

for the year ended 30 June 2023

	2023		2022	
	Accumulated surplus	IPPE revaluation reserve	Accumulated surplus	IPPE revaluation reserve
\$ '000	Total equity	Total equity	Restated	Restated
Opening balance at 1 July	2,382,614	296,404	2,362,586	183,740
Net operating result for the year	22,721	-	20,028	-
Other comprehensive income				
Restated gain (loss) on revaluation of infrastructure, property, plant and equipment	-	331,858	-	112,664
Other comprehensive income	-	331,858	-	112,664
Total other comprehensive income	22,721	331,858	20,028	112,664
Closing balance at 30 June	2,405,335	628,262	2,382,614	296,404

The above Statement of Changes in Equity should be read in conjunction with the accompanying notes.

Inner West Council

Statement of Cash Flows

for the year ended 30 June 2023

<i>Original unaudited budget 2023</i>	<i>\$ '000</i>	Notes	<i>Actual 2023</i>	<i>Actual 2022</i>
Cash flows from operating activities				
Receipts:				
165,444	Rates and annual charges		163,614	163,537
52,007	User charges and fees		63,310	35,425
3,450	Interest received		8,301	3,329
37,182	Grants and contributions		45,968	62,229
–	Bonds, deposits and retentions received		4,958	3,020
24,139	Other		31,321	26,038
Payments:				
(127,200)	Payments to employees		(124,448)	(112,691)
(79,360)	Payments for materials and services		(116,622)	(95,430)
(860)	Borrowing costs		(874)	(983)
(12,988)	Other		(7,161)	(9,764)
61,814	Net cash flows from operating activities	F1-1	68,367	74,710
Cash flows from investing activities				
Receipts:				
256,003	Sale of investments		292,700	252,284
2,763	Proceeds from sale of IPPE		2,820	1,006
Payments:				
(238,571)	Purchase of investments		(238,949)	(314,849)
(80,907)	Purchase of investment property		(54,878)	–
(95,425)	Payments for IPPE		(67,415)	(43,057)
–	Purchase of intangible assets		(140)	(353)
(156,137)	Net cash flows from investing activities		(65,862)	(104,969)
Cash flows from financing activities				
Payments:				
(2,600)	Repayment of borrowings		(2,599)	(3,062)
–	Principal component of lease payments		(79)	(199)
(2,600)	Cash flows from financing activities		(2,678)	(3,261)
(96,923)	Net change in cash and cash equivalents		(173)	(33,520)
184,080	Cash and cash equivalents at beginning of year		75,586	109,106
87,157	Cash and cash equivalents at end of year	C1-1	75,413	75,586

The above Statement of Cash Flows should be read in conjunction with the accompanying notes.

Inner West Council

Contents for the notes to the Financial Statements for the year ended 30 June 2023

A About Council and these financial statements	12
A1-1 Basis of preparation	12
B Financial Performance	16
B1 Functions or activities	16
B1-1 Functions or activities – income, expenses and assets	16
B1-2 Components of functions or activities	17
B2 Sources of income	18
B2-1 Rates and annual charges	18
B2-2 User charges and fees	19
B2-3 Other revenues	20
B2-4 Grants and contributions	21
B2-5 Interest and investment income	24
B2-6 Other income	24
B3 Costs of providing services	25
B3-1 Employee benefits and on-costs	25
B3-2 Materials and services	26
B3-3 Borrowing costs	26
B3-4 Depreciation, amortisation and impairment of non-financial assets	27
B3-5 Other expenses	27
B4 Gains or losses	28
B4-1 Gain or loss from the disposal, replacement and de-recognition of assets	28
B5 Performance against budget	29
B5-1 Material budget variations	29
C Financial position	31
C1 Assets we manage	31
C1-1 Cash and cash equivalents	31
C1-2 Financial investments	31
C1-3 Restricted and allocated cash, cash equivalents and investments	33
C1-4 Receivables	34
C1-5 Inventories	36
C1-6 Contract assets and Contract cost assets	36
C1-7 Infrastructure, property, plant and equipment	37
C1-8 Investment properties	40
C1-9 Intangible assets	41
C2 Leasing activities	42
C2-1 Council as a lessee	42
C2-2 Council as a lessor	44
C3 Liabilities of Council	46
C3-1 Payables	46
C3-2 Contract Liabilities	46
C3-3 Borrowings	47
C3-4 Employee benefit provisions	49

Inner West Council

Contents for the notes to the Financial Statements for the year ended 30 June 2023

D Risks and accounting uncertainties	50
D1-1 Risks relating to financial instruments held	50
D2-1 Fair value measurement	54
D3-1 Contingencies	58
E People and relationships	61
E1 Related party disclosures	61
E1-1 Key management personnel (KMP)	61
E1-2 Councillor and Mayoral fees and associated expenses	61
E2 Other relationships	62
E2-1 Audit fees	62
F Other matters	63
F1-1 Statement of Cash Flows information	63
F2-1 Commitments	64
F3-1 Events occurring after the reporting date	64
F4 Changes from prior year statements	64
F4-1 Correction of errors	64
F5 Statement of developer contributions as at 30 June 2023	66
F5-1 Summary of developer contributions	66
F5-2 Developer contributions by plan	67
F6 Statement of performance measures	69
F6-1 Statement of performance measures – consolidated results	69
G Additional Council disclosures (unaudited)	70
G1-1 Statement of performance measures – consolidated results (graphs)	70

A About Council and these financial statements

A1-1 Basis of preparation

These financial statements were authorised for issue by Council on 10/10/2023. Council has the power to amend and reissue these financial statements in cases where critical information is received from public submissions or where the OLG directs Council to amend the financial statements.

The principal accounting policies adopted in the preparation of these financial statements are set out below. These policies have been consistently applied to all the years presented, unless otherwise stated.

These general purpose financial statements have been prepared in accordance with Australian Accounting Standards and Australian Accounting Interpretations, the *Local Government Act 1993 (NSW)* and *Local Government (General) Regulation 2021 (Regulation)*, and the Local Government Code of Accounting Practice and Financial Reporting. Council is a not for-profit entity. The financial statements are presented in Australian dollars and are rounded to the nearest thousand dollars.

Unless otherwise indicated, all amounts disclosed in the financial statements are actual amounts. Specific unaudited budgetary amounts (which are clearly marked) have been included for comparative analysis (to actuals) in the following reports and notes:

- Income statement
- Statement of cash flows
- Note B5-1 – Material Budget Variations

Historical cost convention

These financial statements have been prepared under the historical cost convention, as modified by the revaluation of certain infrastructure, property and plant and equipment.

Significant accounting estimates and judgements

The preparation of financial statements requires the use of certain critical accounting estimates. It also requires management to exercise its judgement in the process of applying the Council's accounting policies. Estimates and judgements are continually evaluated and are based on historical experience and other factors, including expectations of future events that may have a financial impact on the Council and that are believed to be reasonable under the circumstances.

Critical accounting estimates and assumptions

Council makes estimates and assumptions concerning the future. The resulting accounting estimates will, by definition, seldom equal the related actual results. The estimates and assumptions that have a significant risk of causing a material adjustment to the carrying amounts of assets and liabilities within the next financial year include:

- (i) fair values of infrastructure, property, plant and equipment – refer Notes C1-7 and D2-1.
- (ii) employee benefit provisions – refer Note C3-4.
- (iii) fair values of investment properties – refer note C1-8

Significant judgements in applying the Council's accounting policies

- (i) Impairment of receivables - refer Note C1-4
- (ii) Determination of whether performance obligations are sufficiently specific and whether the contract is within the scope of AASB 15 Revenue from Contracts with Customers and / or AASB 1058 Income of Not-for-Profit Entities – refer to Notes B2-2 - B2-4
- (iii) Determination of the lease term, discount rate (when not implicit in the lease) and whether an arrangement contains a lease – refer to Note C2-1.

Monies and other assets received by Council

The Consolidated Fund

In accordance with the provisions of Section 409(1) of the Local Government Act 1993 (NSW), all money and property received by Council is held in the Council's Consolidated Fund unless it is required to be held in the Council's Trust Fund.

The Consolidated Fund has been included in the financial statements of NSW Council.

Cash and other assets of the following activities have been included as part of the Consolidated Fund:

- General purpose operations

A1-1 Basis of preparation (continued)

The Trust Fund

In accordance with the provisions of Section 411 of the *Local Government Act 1993*, a separate and distinct Trust Fund is maintained to account for all money and other assets received by the Council in Trust which must be applied only for the purposes of, or in accordance with the trusts relating to those monies. Trust monies and other assets subject to Council's control have been included in these reports.

A separate statement of monies held in the Trust Fund is available for inspection at the Council office by any person free of charge.

Goods and Services Tax (GST)

Revenues, expenses and assets are recognised net of the amount of associated GST, unless the GST incurred is not recoverable from the taxation authority. In this case it is recognised as part of the cost of acquisition of the asset or as part of the expense.

Receivables and payables are stated inclusive of the amount of GST receivable or payable. The net amount of GST recoverable from, or payable to, the taxation authority is included with other receivables or payables in the Statement of Financial Position.

Cash flows are presented on a gross basis. The GST components of cash flows arising from investing or financing activities that are recoverable from, or payable to, the taxation authority, are presented as operating cash flows.

Volunteer services

Council is supported by volunteer services in its community support programs. All volunteer services are not material and therefore have not been recognised in the income statement.

New accounting standards and interpretations issued but not yet effective

Certain new accounting standards and interpretations (ie. pronouncements) have been published by the Australian Accounting Standards Board that are not mandatory for the 30 June 2023 reporting period. Council has elected not to apply any of these pronouncements in these financial statements before their operative dates.

These standards include:

Pronouncement	AASB 2020-1 Amendments to Australian Accounting Standards – Classification of Liabilities as Current or Non-current AASB 2020-6 Amendments to Australian Accounting Standards – Classification of Liabilities as Current or Non-current – Deferral of Effective Date
Nature of change in accounting policy	This Standard amends AASB 101 to clarify requirements for the presentation of liabilities in the statement of financial position as current or non-current.
Effective date	Annual reporting period beginning on or after 1 January 2023.
Expected impact on council financial statements	Little impact expected but Councils will consider the appropriate classification of liabilities as current or non-current.
Pronouncement	AASB 2021-2 Amendments to Australian Accounting Standards – Disclosure of Accounting Policies and Definition of Accounting Estimates [amends AASB 7, AASB 101, AASB 108, AASB 134 & AASB Practice Statement 2]

A1-1 Basis of preparation (continued)

Nature of change in accounting policy	<p>This Standard amends a number of standards as follows:</p> <p>AASB 7 to clarify that information about measurement bases for financial instruments is expected to be material to an entity's financial statements;</p> <p>AASB 101 to require entities to disclose their material accounting policy information rather than their significant accounting policies;</p> <p>AASB 108 to clarify how entities should distinguish changes in accounting policies and changes in accounting estimates;</p> <p>AASB 134 to identify material accounting policy information as a component of a complete set of financial statements; and</p> <p>AASB Practice Statement 2 to provide guidance on how to apply the concept of materiality to accounting policy disclosures.</p>
Effective date	Annual reporting period beginning on or after 1 January 2023.
Expected impact on council financial statements	No impact on reported financial performance or position.
Pronouncement	AASB 2022-5 Amendments to Australian Accounting Standards – Lease Liability in a Sale and Leaseback
Nature of change in accounting policy	<p>This Standard amends AASB 16 to add subsequent measurement requirements for sale and leaseback transactions that satisfy the requirements in AASB 15 Revenue from Contracts with Customers to be accounted for as a sale.</p> <p>AASB 16 already requires a seller-lessee to recognise only the amount of any gain or loss that relates to the rights transferred to the buyer-lessor. The amendments made by this Standard ensure that a similar approach is applied by also requiring a seller-lessee to subsequently measure lease liabilities arising from a leaseback in a way that does not recognise any amount of the gain or loss related to the right of use it retains.</p>
Effective date	Annual reporting periods beginning on or after 1 January 2024.
Expected impact on council financial statements	Unlikely to be significant impact for councils, however requirements should be reviewed if councils are entering into sale and lease back arrangements.

A1-1 Basis of preparation (continued)

The following pronouncements are issued but not yet effective and are not expected to have relevance to councils but have been included for completeness:

Pronouncement	Nature of change in accounting policy	Effective date
AASB2014-10 Sale or Contribution of Assets between an Investor and its Associate or Joint Venture. AASB2015-10 Amendments to Australian Accounting Standards – Effective Date of Amendments to AASB 10 and AASB 128. AASB 2017-5 Amendments to Australian Accounting Standards – Effective Date of Amendments to AASB 10 and AASB 128 and Editorial Corrections	The amendments address an acknowledged inconsistency between the requirements in AASB10, and those in AASB128 (2011) in dealing with the sale or contribution of assets between an investor and its associate or joint venture.	Annual reporting periods beginning on or after 1 January 2025.
AASB 17 Insurance Contracts and associated amendments	Changes to insurance accounting	Annual reporting periods beginning on or after 1 January 2023.
AASB 2021-5 Amendments to Australian Accounting Standards – Deferred Tax related to Assets and Liabilities arising from a Single Transactions [AASB 1 and AASB 112]	Clarification of the accounting for deferred tax when the transaction on initial adoption gives rise to equal taxable and deductible temporary differences.	Annual reporting periods beginning on or after 1 January 2023.

New accounting standards adopted during the year

During the year Council adopted all accounting standards and interpretations (as issued by the Australian Accounting Standards Board) which were mandatorily effective for the first time at 30 June 2023.

- **AASB 2022-3 Amendments to Australian Accounting Standards - Illustrative Examples for Not-for-Profit Entities accompanying AASB 15.**
- **AASB 2020-3 Amendments to Australian Accounting Standards - Annual Improvements 2018-2020 and other Amendments.**

None of the standards had a significant impact on reported position or performance.

B Financial Performance
B1 Functions or activities
B1-1 Functions or activities – income, expenses and assets

Income, expenses and assets have been directly attributed to the following functions or activities. Details of those functions or activities are provided in Note B1-2.

\$ '000	Income		Expenses		Operating result		Grants and contributions		Carrying amount of assets	
	2023	2022	2023	2022	2023	2022	2023	2022	2023	2022
Functions or activities										
General Manager	1,003	83	13,160	8,006	(12,157)	(7,923)	–	–	–	–
Community	20,267	17,946	44,443	40,760	(24,176)	(22,814)	1,843	2,725	358	318
Corporate	154,276	142,378	50,478	55,537	103,798	86,841	6,743	9,421	1,234,969	1,151,967
Infrastructure	82,663	72,172	111,410	79,082	(28,747)	(6,910)	31,960	26,060	1,587,059	1,089,532
Planning	40,033	35,423	56,030	64,589	(15,997)	(29,166)	2,491	7,934	366,563	469,862
Other	–	–	–	–	–	–	–	–	–	113,273
Total functions and activities	298,242	288,002	275,521	247,974	22,721	20,028	43,037	46,140	3,188,949	2,824,952

B1-2 Components of functions or activities

Details relating to the Council's functions or activities as reported in B1-1 are as follows:

General Manager

- Legal Services
- People and Culture
- Strategic and Corporate Communications

Community

- Children's Services
- Community Centres
- Community Venues
- Community and Wellbeing
- Corporate Strategy and Engagement
- Events
- Libraries and History
- Living Arts
- Social and Cultural Planning

Corporate

- Customer Service
- Finance
- Governance and Risk
- Information and Communication Technology
- Procurement
- Property and Strategic Investments
- Service Transformation

Infrastructure

- Capital Works
- Civil Maintenance
- Engineering Services
- Facilities and Management
- Fleet
- Parks and Streetscapes operations
- Resource Recovery Operations
- Traffic and Transport Planning
- Urban Forest

Planning

- Aquatic Services
- Building Certification
- Development Assessment
- Economic Development
- Environmental Health and Building Regulation
- Parking and Ranger Services
- Parks Planning and Recreation
- Resource Recovery Planning
- Strategic Planning
- Urban Ecology
- Urban Sustainability

B2 Sources of income

B2-1 Rates and annual charges

\$ '000	2023	2022
Ordinary rates		
Residential	91,539	89,558
Business	37,519	36,593
Less: pensioner rebates (mandatory)	(1,619)	(1,683)
Rates levied to ratepayers	127,439	124,468
Pensioner rate subsidies received	887	942
Total ordinary rates	128,326	125,410
Annual charges (pursuant to s496, 496A, 496B, 501 & 611)		
Domestic waste management services	38,863	37,701
Stormwater management services	1,785	1,782
Section 611 charges	122	128
Less: pensioner rebates (Council policy)	(2,803)	(2,868)
Total annual charges	37,967	36,743
Total rates and annual charges	166,293	162,153

Council has used 2019 year valuations provided by the NSW Valuer General in calculating its rates.

Accounting policy

Rates and annual charges are recognised as revenue at the beginning of the rating period to which they relate. Prepaid rates are recognised as a financial liability until the beginning of the rating period.

Pensioner rebates relate to reductions in rates and certain annual charges for eligible pensioners' place of residence in the local government council area .

Pensioner rate subsidies are received from the NSW Government to provide a contribution towards the pensioner rebates and are recognised within the underlying revenue item based on their substance.

B2-2 User charges and fees

\$ '000	Timing	2023	2022
Specific user charges (per s502 - specific 'actual use' charges)			
Domestic waste management services	2	243	198
Waste management services (non-domestic)	2	461	441
Total specific user charges		704	639
Other user charges and fees			
(i) Fees and charges – statutory and regulatory functions (per s608)			
Building services – other	2	1,287	935
Private works – section 67	2	5,370	2,653
Regulatory/ statutory fees	2	844	816
Section 10.7 certificates (EP&A Act)	2	595	558
Town planning	2	4,095	5,363
Regulatory – compliance	2	2,037	1,482
Total fees and charges – statutory/regulatory		14,228	11,807
(ii) Fees and charges – other (incl. general user charges (per s608))			
Child care	1	17,482	14,712
Community centres	1	729	359
Leisure centre	1	7,609	3,779
Park rents	1	1,195	1,041
Parking fees	2	3,147	2,183
Hoarding fees	2	991	1,295
Pool (admissions)	2	9,739	5,524
Other	2	50	18
Total fees and charges – other		40,942	28,911
Total other user charges and fees		55,170	40,718
Total user charges and fees		55,874	41,357
Timing of revenue recognition for user charges and fees			
User charges and fees recognised over time (1)		27,015	25,415
User charges and fees recognised at a point in time (2)		28,859	15,942
Total user charges and fees		55,874	41,357

Accounting policy

Revenue arising from user charges and fees is recognised when or as the performance obligation is completed and the customer receives the benefit of the goods / services being provided.

The performance obligation relates to the specific services which are provided to the customers and generally the payment terms are within 30 days of the provision of the service. There is no material obligation for Council in relation to refunds or returns.

Where an upfront fee is charged such as membership fees for the leisure centre the fee is recognised on a straight-line basis over the expected life of the membership.

Licences granted by Council are all either short-term or low value and all revenue from licences is recognised at the time that the licence is granted rather than over the term of the licence.

B2-3 Other revenues

\$ '000	<i>Timing</i>	2023	2022
Fines – parking	2	11,023	8,594
Bus shelter income	2	1,118	970
Fines – other	2	1,059	386
Legal fees recovery – other	2	772	(210)
Ex gratia rates	2	336	329
Credit card transaction fee	2	107	84
Recycling income (non-domestic)	2	52	71
Diesel rebate	2	39	37
Insurance and tax recoveries	2	749	130
Other	2	1,288	346
Total other revenue		16,543	10,737

Timing of revenue recognition for other revenue

Other revenue recognised over time (1)	–	–
Other revenue recognised at a point in time (2)		10,737
Total other revenue		10,737

Accounting policy for other revenue

Where the revenue is earned for the provision of specified goods / services under an enforceable contract, revenue is recognised when or as the obligations are satisfied.

Statutory fees and fines are recognised as revenue when the service has been provided, the payment is received or when the penalty has been applied, whichever occurs first.

Other revenue is recorded when the payment is due, the value of the payment is notified, or the payment is received, whichever occurs first.

B2-4 Grants and contributions

\$ '000	Operating 2023	Operating 2022	Capital 2023	Capital 2022
General purpose grants and non-developer contributions (untied)				
Financial Assistance Grant				
Relating to current year	2,677	3,024	-	-
Prepayment received in advance for subsequent year	5,456	4,649	-	-
Amount recognised as income during a year	8,133	7,673	-	-
Special purpose grants and non-developer contributions (tied)				
Cash contributions				
Bushfire and emergency services	-	2,037	-	-
Child care	833	1,882	-	-
Community services	162	162	-	-
Greenway	-	-	3,640	-
Environmental programs	774	227	-	-
Floodplain management	80	32	-	-
Library	626	591	-	-
LIRS subsidy	51	73	-	-
Local Roads and Community Infrastructure Program	-	-	5,896	2,925
Recreation and culture	20	1	1,973	3,146
Street lighting	670	665	-	-
Transport (other roads and bridges funding)	1,114	1,727	1,631	3,098
Transport (roads to recovery)	-	-	857	857
Urban Amenity Improvement Program	-	-	2,140	8,198
Other specific grants	1,354	288	2,881	2,548
Total special purpose grants and non-developer contributions – cash	5,684	7,685	19,018	20,772
Non-cash contributions				
Recreation and culture	-	-	-	1,081
Total other contributions – non-cash	-	-	-	1,081
Total special purpose grants and non-developer contributions (tied)	5,684	7,685	19,018	21,853
Total grants and non-developer contributions	13,817	15,358	19,018	21,853
Comprising:				
– Commonwealth funding	8,323	8,498	1,714	3,782
– State funding	5,492	5,631	13,701	16,902
– Other funding	2	1,229	3,603	1,169
	13,817	15,358	19,018	21,853

B2-4 Grants and contributions (continued)

Developer contributions

\$ '000	Notes	Operating 2023	Operating 2022	Capital 2023	Capital 2022
Developer contributions:					
(s7.4 & s7.11 - EP&A Act, s64 of the LGA):					
Cash contributions					
S 7.4 – contributions using planning agreements	F4	11	10	1,828	2,130
S 7.11 – contributions towards amenities/services		–	–	8,363	6,789
Total developer contributions – cash		11	10	10,191	8,919
Total developer contributions		11	10	10,191	8,919
Total grants and contributions		13,828	15,368	29,209	30,772
Timing of revenue recognition for grants and contributions					
Grants and contributions recognised over time		48	49	2,241	8,712
Grants and contributions recognised at a point in time		13,780	15,319	26,968	22,060
Total grants and contributions		13,828	15,368	29,209	30,772

Unspent grants and contributions

Certain grants and contributions are obtained by Council on the condition they be spent in a specified manner or in a future period but which are not yet spent in accordance with those conditions are as follows:

\$ '000	Operating 2023	Operating 2022	Capital 2023	Capital 2022
Unspent funds at 1 July	4,124	4,058	6,486	4,214
Add: Funds recognised as revenue in the reporting year but not yet spent in accordance with the conditions	1,118	1,057	5,157	2,534
Less: Funds received in prior year but revenue recognised and funds spent in current year	(1,652)	(991)	(5,680)	(262)
Transfer: Amounts re-classified as capital grants	–	–	–	–
Unspent funds at 30 June	3,590	4,124	5,963	6,486

Accounting policy

Grants and contributions – enforceable agreement with sufficiently specific performance obligations

Grant and contribution revenue from an agreement which is enforceable and contains sufficiently specific performance obligations is recognised as or when control of each performance obligations is transferred.

The performance obligations vary according to the agreement but include the provisioning of public artworks on non-Council owned property. Payment terms vary depending on the terms of the grant, cash is received upfront for some grants and on the achievement of certain payment milestones for others.

Performance obligations may be satisfied either at a point in time or over time and this is reflected in the revenue recognition pattern. Point in time recognition occurs when the beneficiary obtains control of the goods / services at a single time (e.g. completion of the project when a report / outcome is provided), whereas over time recognition is where the control of the services is ongoing throughout the project (e.g. provision of childcare services through the year).

Where control is transferred over time, generally the input methods being either costs or time incurred are deemed to be the most appropriate methods to reflect the transfer of benefit.

Capital grants

B2-4 Grants and contributions (continued)

Capital grants received by Council under an enforceable contract for the acquisition or construction of infrastructure, property, plant and equipment to identified specifications which will be under Council's control on completion are recognised as revenue as and when the obligation to construct or purchase is completed.

For construction projects, this is generally as the construction progresses in accordance with costs incurred since this is deemed to be the most appropriate measure of the completeness of the construction project.

For acquisitions of assets, the revenue is recognised when the asset is acquired and controlled by the Council.

Developer contributions

Council has obligations to provide facilities from contribution revenues levied on developers under the provisions of sections 7.4, 7.11 and 7.12 of the *Environmental Planning and Assessment Act 1979* (EP&A Act).

While Council generally incorporates these amounts as part of a Development Consents Order, such developer contributions are only recognised as income upon receipt by Council, due to the possibility that individual development consents may not be acted upon by the applicant and, accordingly, would not be payable to Council.

Developer contributions may only be expended for the purposes for which the contributions were required, but Council may apply contributions according to the priorities established in work schedules for the contribution plan.

Other grants and contributions

Assets, including cash, received from other grants and contributions are recognised at fair value when the asset is received. Council considers whether there are any related liability or equity items associated with the asset which are recognised in accordance with the relevant accounting standard.

Once the assets and liabilities have been recognised then income is recognised for any remaining asset value at the time that the asset is received.

B2-5 Interest and investment income

\$ '000	2023	2022
Interest on financial assets measured at amortised cost		
– Overdue rates and annual charges (incl. special purpose rates)	801	778
– Cash and investments	8,269	694
– Other	1,896	1,837
Total interest and investment income (losses)	10,966	3,309

Accounting policy

Interest income is recognised using the effective interest rate at the date that interest is earned.

B2-6 Other income

\$ '000	Notes	2023	2022
Rental income			
Investment properties			
Lease income (excluding variable lease payments not dependent on an index or rate)		1,380	–
Total Investment properties		1,380	–
Other lease income			
Leaseback fees - council vehicles		587	533
Other Council Properties			
Lease income (excluding variable lease payments not dependent on an index or rate)		3,462	4,117
Lease income relating to variable lease payments not dependent on an index or a rate		–	4
Total other lease income		4,049	4,654
Total rental income	C2-2	5,429	4,654
Fair value increment on investments			
Fair value increment/ (decrement) on investments (other)		100	(348)
Total Fair value increment/ (decrement) on investments		100	(348)
Total other income		5,529	4,306

B3 Costs of providing services

B3-1 Employee benefits and on-costs

\$ '000	2023	2022
Salaries and wages	99,938	90,977
Employee termination costs	745	182
Employee leave entitlements (ELE)	12,133	7,030
Superannuation	11,531	10,164
Workers' compensation insurance	3,211	2,743
Fringe benefit tax (FBT)	766	663
Other	1,314	771
Total employee costs	129,638	112,530
Less: capitalised costs	(4,776)	(468)
Total employee costs expensed	124,862	112,062
Number of 'full-time equivalent' employees (FTE) at year end	1,019	1,113

Accounting policy

Employee benefit expenses are recorded when the service has been provided by the employee.

Retirement benefit obligations

Council provides retirement, disability, and death benefits to eligible employees. It offers both defined benefit plans and defined contribution plans, making contributions on behalf of its employees.

Superannuation plans

Contributions to defined contribution plans are recognised as an expense as they become payable. Prepaid contributions are recognised as an asset to the extent that a cash refund or a reduction in the future payments is available.

Council participates in a defined benefit plan under the Local Government Superannuation Scheme, however, when sufficient information to account for the plan as a defined benefit is not available and therefore Council accounts for its obligations to defined benefit plans on the same basis as its obligations to defined contribution plans, i.e. as an expense when it becomes payable – refer to Note D3-1 for more information.

B3-2 Materials and services

\$ '000	Notes	2023	2022
Cost of sales		363	213
Raw materials and consumables		8,148	6,318
Agency Staff		9,589	7,345
Consultants		4,322	3,186
Contractors		35,819	33,121
Infringement notice contract costs (SEINS)		1,551	1,184
Legal Fees		4,279	1,248
IT Expenses		5,932	6,051
Insurance		3,013	2,819
Street lighting		1,261	1,228
Electricity		3,683	3,156
Subscriptions and publications		883	821
Election expenses		–	1,137
Telephone and communications		579	500
Postage, Printing and stationery		1,232	846
Vehicle Costs		2,193	1,748
Bank charges		789	662
Audit Fees	E2-1	555	505
Councillor and Mayoral fees and associated expenses	E1-2	628	526
Water rates		1,042	1,101
Tipping fees		10,101	10,433
Gas		660	377
Other expenses		2,060	1,537
Expenses from short-term leases		153	122
Expenses from leases of low value assets		1,115	1,184
Total materials and services		99,950	87,368

Accounting policy

Expenses are recorded on an accruals basis as the Council receives the goods or services.

B3-3 Borrowing costs

\$ '000	2023	2022
(i) Interest bearing liability costs		
Interest on leases	6	10
Interest on loans	853	960
Total interest bearing liability costs	859	970
Total interest bearing liability costs expensed	859	970

Accounting policy

Borrowing costs incurred for the construction of any qualifying asset are capitalised during the period of time that is required to complete and prepare the asset for its intended use or sale. Other borrowing costs are expensed as incurred.

B3-4 Depreciation, amortisation and impairment of non-financial assets

\$ '000	Notes	2023	2022
Depreciation and amortisation			
Infrastructure, property, plant and equipment	C1-7	32,181	33,033
Right of use assets	C2-1	79	205
Intangible assets	C1-9	912	904
Total depreciation and amortisation costs		33,172	34,142

Accounting policy

Depreciation and amortisation

Depreciation and amortisation are calculated using the straight line method to allocate their cost, net of their residual values, over their estimated useful lives. Useful lives are included in Note C1-7 for IPPE assets, Note C1-9 for intangible assets and Note C2-1 for right of use assets.

Impairment of non-financial assets

Council assets held at fair value that are not held primarily for their ability to generate net cash flow, and that are deemed to be specialised, are not tested for impairment since these assets are assessed on an annual basis to ensure that the carrying amount is not materially different from fair value and therefore an impairment loss would be captured during this assessment.

Intangible assets not yet available for use, are tested annually for impairment, or more frequently if events or changes in circumstances indicate that they might be impaired.

Other non-financial assets that do not meet the criteria above are tested for impairment whenever events or changes in circumstances indicate that the carrying amount may not be recoverable. An impairment loss is recognised for the amount by which the asset's carrying amount exceeds its recoverable amount. The recoverable amount is the higher of an asset's fair value less costs to sell and value in use.

For the purposes of assessing impairment, assets are grouped at the lowest levels for which there are separately identifiable cash inflows that are largely independent of the cash inflows from other assets or groups of assets (cash-generating units).

Impairment losses for revalued assets are firstly offset against the amount in the revaluation surplus for the class of asset, with only the excess to be recognised in the Income Statement.

B3-5 Other expenses

\$ '000	Notes	2023	2022
Impairment of receivables	C1-4	325	215
Donations, contributions and assistance to other organisations (Section 356)		1,157	1,539
Contributions/levies to other levels of government			
– Emergency services levy (includes FRNSW, SES and RFS levies)		4,773	3,985
– Waste levy		5,563	5,231
Total other expenses		11,818	10,970

Accounting policy

Other expenses are recorded on an accruals basis when Council has an obligation for the expenses.

Impairment expenses are recognised when identified.

B4 Gains or losses**B4-1 Gain or loss from the disposal, replacement and de-recognition of assets**

\$ '000	Notes	2023	2022
Gain (or loss) on disposal of infrastructure, property, plant and equipment	C1-7		
Proceeds from disposal		2,820	1,006
Less: carrying amount of infrastructure, property, plant and equipment		(7,680)	(3,468)
Gain (or loss) on disposal		(4,860)	(2,462)

Accounting policy

Gains and losses on disposals are determined by comparing proceeds with carrying amount. The gain or loss on sale of an asset is determined when control of the asset has irrevocably passed to the buyer and the asset is de-recognised.

B5 Performance against budget

B5-1 Material budget variations

Council's original budget was adopted by the Council on 14 June 2022 and is not required to be audited. The original projections on which the budget was based have been affected by a number of factors. These include state and federal government decisions, including new grant programs, changing economic activity, environmental factors, and by decisions made by Council.

While these General Purpose Financial Statements include the original budget adopted by Council, the Act requires Council to review its financial budget on a quarterly basis, so it is able to manage the variation between actuals and budget that invariably occur during the year.

Material variations of more than 10% between original budget and actual results or where the variance is considered material by nature are explained below.

Variation Key: **F** = Favourable budget variation, **U** = Unfavourable budget variation.

\$ '000	2023 <i>Budget</i>	2023 <i>Actual</i>	2023 <i>Variance</i>		
Revenues					
Rates and annual charges	165,444	166,293	849	1%	F
User charges and fees	52,007	55,874	3,867	7%	F
Increase in restoration fees and construction zone fees during the 2022/23 financial year higher than anticipated.					
Other revenues	24,139	16,543	(7,596)	(31)%	U
Less than anticipated fine infringement revenue for 2022/23 financial year and actual lease revenue included under 'other income'.					
Operating grants and contributions	9,310	13,828	4,518	49%	F
Early payment of full 2023/24 Financial Assistance Grant received in 2022/23 financial year and one off grants received during the financial year.					
Capital grants and contributions	27,872	29,209	1,337	5%	F
Interest and investment revenue	3,450	10,966	7,516	218%	F
2022/23 budget was projected prior to the RBA interest rate rises that started in May 2022 and increased progressively each month.					
Other income	-	5,529	5,529	∞	F
Budget included under 'Other Revenues'.					
Expenses					
Employee benefits and on-costs	127,200	124,862	2,338	2%	F
Materials and services	79,360	99,950	(20,590)	(26)%	U
Over spend in agency costs offset by under spend in employee costs. Remaining variances in relation to additional reactive maintenance costs on Council buildings and capital expenditure classified as operational expenditure due to the nature of works.					
Borrowing costs	860	859	1	0%	F
Depreciation, amortisation and impairment of non-financial assets	33,104	33,172	(68)	0%	U
Other expenses	12,988	11,818	1,170	9%	F
Under budgeted Emergency Services Levy as expected subsidy from State Government not provided for 2022/23 financial year.					
Net losses from disposal of assets	1,582	4,860	(3,278)	(207)%	U

B5-1 Material budget variations (continued)

<i>\$ '000</i>	2023 Budget	2023 Actual	2023 ----- Variance -----
----------------	------------------------	------------------------	--------------------------------------

Higher than expected losses from assets due to the asset revaluation completed for the last two financial years.

Statement of cash flows

Cash flows from operating activities	61,814	68,367	6,553	11%	F
Cash flows from investing activities	(156,137)	(65,862)	90,275	(58)%	F
Cash flows from financing activities	(2,600)	(2,678)	(78)	3%	U

C Financial position

C1 Assets we manage

C1-1 Cash and cash equivalents

\$ '000	2023	2022
Cash assets		
Cash on hand and at bank	75,413	75,586
Total cash and cash equivalents	75,413	75,586

Accounting policy

For Statement of Cash Flow presentation purposes, cash and cash equivalents include: cash on hand; deposits held at call with financial institutions; other short-term, highly liquid investments with original maturities of three months or less that are readily convertible to known amounts of cash and which are subject to an insignificant risk of changes in value; and bank overdrafts. Bank overdrafts are shown within borrowings in current liabilities on the Statement of Financial Position.

C1-2 Financial investments

\$ '000	2023		2022	
	Current	Non-current	Current	Non-current
Financial assets at fair value through the profit and loss				
Mortgage backed securities	–	1,022	–	1,058
Other long term financial assets (Civic Risk)	–	2,984	–	2,899
Total	–	4,006	–	3,957
Debt securities at amortised cost				
Term deposits	104,500	3,000	142,000	7,000
NCD's, FRN's (with maturities > 3 months)	–	102,200	12,200	102,200
Fixed bonds (ADIs)	–	11,300	–	11,300
Total	104,500	116,500	154,200	120,500
Total financial investments	104,500	120,506	154,200	124,457

Accounting policy

Financial instruments are recognised initially on the date that the Council becomes party to the contractual provisions of the instrument.

On initial recognition, all financial instruments are measured at fair value plus transaction costs (except for instruments measured at fair value through profit or loss where transaction costs are expensed as incurred).

Financial assets

All recognised financial assets are subsequently measured in their entirety at either amortised cost or fair value, depending on the classification of the financial assets.

Classification

On initial recognition, Council classifies its financial assets into the following categories – those measured at:

- amortised cost
- fair value through profit and loss (FVTPL)
- fair value through other comprehensive income – equity instrument (FVOCI-equity)

Financial assets are not reclassified subsequent to their initial recognition.

Amortised cost

Assets measured at amortised cost are financial assets where:

- the business model is to hold assets to collect contractual cash flows, and
- the contractual terms give rise on specified dates to cash flows that are solely payments of principal and interest on the principal amount outstanding.

C1-2 Financial investments (continued)

Council's financial assets measured at amortised cost comprise trade and other receivables, term deposits, floating rate notes, fixed rate notes and cash and cash equivalents in the statement of financial position. Term deposits with an initial term of more than 3 months are classified as investments rather than cash and cash equivalents.

Subsequent to initial recognition, these assets are carried at amortised cost using the effective interest rate method less provision for impairment.

Interest income, impairment and gains or loss on de-recognition are recognised in profit or loss.

Financial assets through profit or loss

All financial assets not classified as measured at amortised cost or fair value through other comprehensive income are measured at fair value through profit or loss.

Net gains or losses, including any interest or dividend income, are recognised in profit or loss.

Council's financial assets measured at fair value through profit or loss comprise investments in Mortgage-Backed Securities and an investment in CivicRisk Mutual in the Statement of Financial Position.

C1-3 Restricted and allocated cash, cash equivalents and investments

\$ '000	2023	2022
(a) Externally restricted cash, cash equivalents and investments		
Total cash, cash equivalents and investments	300,419	354,243
Less: Externally restricted cash, cash equivalents and investments	<u>(115,026)</u>	<u>(119,407)</u>
Cash, cash equivalents and investments not subject to external restrictions	185,393	234,836
External restrictions		
Developer contributions – general	63,886	66,466
Specific purpose unexpended grants (recognised as revenue) – general fund	9,553	10,610
Stormwater management	3,336	2,848
Special Rate Variation Income	13,331	11,870
Mainstreet levy	240	240
3.5% levy reserve	1,121	1,121
Domestic waste management	23,559	26,252
Total external restrictions	115,026	119,407

Cash, cash equivalents and investments subject to external restrictions are those which are only available for specific use by Council due to a restriction placed by legislation or third-party contractual agreement.

\$ '000	2023	2022
(b) Internal allocations		
Cash, cash equivalents and investments not subject to external restrictions	185,393	234,836
Less: Internally restricted cash, cash equivalents and investments	<u>(163,076)</u>	<u>(214,107)</u>
Unrestricted and unallocated cash, cash equivalents and investments	22,317	20,729
Internal allocations		
At 30 June, Council has internally allocated funds to the following:		
Employees leave entitlement	14,315	15,830
Deposits, retentions and bonds	28,306	23,303
Financial Assistance Grant reserve	–	4,649
Investment Property Reserve	24,928	80,907
Infrastructure Renewal Reserve	19,446	19,446
Depreciation Contra Reserve	76,081	69,972
Total internal allocations	163,076	214,107

Cash, cash equivalents and investments not subject to external restrictions may be internally allocated by resolution or policy of the elected Council.

C1-4 Receivables

\$ '000	2023		2022	
	Current	Non-current	Current	Non-current
Rates and annual charges	14,251	–	13,935	–
Interest and extra charges	1,677	–	641	–
User charges and fees	19,619	–	21,528	–
Accrued revenues				
– Interest on investments	1,937	–	297	–
– Other income accruals	443	–	(1,306)	–
Fines	6,580	–	4,999	–
Net GST receivable	2,236	–	1,718	–
Other receivables	246	–	76	–
Total	46,989	–	41,888	–
Less: provision for impairment				
Rates and annual charges	(356)	–	(503)	–
Interest and extra charges	(42)	–	(31)	–
User charges and fees	(2,251)	–	(1,822)	–
Fines	(1,143)	–	(1,131)	–
Total provision for impairment – receivables	(3,792)	–	(3,487)	–
Total net receivables	43,197	–	38,401	–

\$ '000	2023	2022
Movement in provision for impairment of receivables		
Balance at the beginning of the year (calculated in accordance with AASB 9)	3,487	3,471
+ new provisions recognised during the year	302	2,328
– amounts already provided for and written off this year	–	(2,312)
Balance at the end of the year	3,789	3,487

C1-4 Receivables (continued)

Accounting policy

Receivables are recognised initially at fair value and subsequently measured at amortised cost using the effective interest method, less provision for impairment. Receivables are generally due for settlement within 30 days.

Impairment

Impairment of financial assets measured at amortised cost is recognised on an expected credit loss (ECL) basis.

When determining whether the credit risk of a financial asset has increased significantly since initial recognition, and when estimating the ECL, the Council considers reasonable and supportable information that is relevant and available without undue cost or effort. This includes both quantitative and qualitative information and analysis based on Council's historical experience and informed credit assessment, and including forward-looking information.

Council uses the simplified approach for trade receivables where the expected lifetime credit losses are recognised on day 1.

When considering the ECL for rates debtors, Council takes into account that unpaid rates represent a charge against the rateable property that will be recovered when the property is next sold (i.e. these charges are secured against the property). For non-rates debtors, Council uses the presumption that an asset which is more than 30 days past due has seen a significant increase in credit risk.

Credit losses are measured as the present value of the difference between the cash flows due to the entity in accordance with the contract, and the cash flows expected to be received. This is applied using a probability weighted approach.

The Council writes off a trade receivable when there is information indicating that the debtor is in severe financial difficulty and there is no realistic prospect of recovery, e.g. when the debtor has been placed under liquidation or has entered into bankruptcy proceedings.

Where the Council renegotiates the terms of receivables due from certain customers, the new expected cash flows are discounted at the original effective interest rate and any resulting difference to the carrying value is recognised in profit or loss.

C1-5 Inventories

\$ '000	2023 Current	2023 Non-current	2022 Current	2022 Non-current
(i) Inventories at cost				
Stores, materials and trading stock	216	-	198	-
Total inventories at cost	216	-	198	-
Total inventories	216	-	198	-

Accounting policy

Raw materials and stores, work in progress and finished goods

Raw materials and stores, work in progress and finished goods are stated at the lower of cost and net realisable value. Costs are assigned to individual items of inventory on the basis of weighted average costs. Costs of purchased inventory are determined after deducting rebates and discounts. Net realisable value is the estimated selling price in the ordinary course of business less the estimated costs of completion and the estimated costs necessary to make the sale.

C1-6 Contract assets and Contract cost assets

\$ '000	2023 Current	2023 Non-current	2022 Current	2022 Non-current
Contract assets	-	-	219	-
Total contract assets and contract cost assets	-	-	219	-

Contract assets

Work relating to infrastructure grants	-	-	219	-
Total contract assets	-	-	219	-

Accounting policy

Contract assets

Contract assets represent Councils right to payment in exchange for goods or services the Council has transferred to a customer when that right is conditional on something other than the passage of time.

Contract assets arise when amounts recognised as revenue are not yet billed because the billing is based on the achievement of various milestones established in the contract with the customer. Once an invoice or payment claim is raised or the relevant milestone is reached, Council recognises a receivable.

C1-7 Infrastructure, property, plant and equipment

By aggregated asset class	At 1 July 2022			Asset movements during the reporting period					At 30 June 2023				
	Gross carrying amount Restated	Accumulated depreciation and impairment	Net carrying amount Restated	Additions/transfers renewals ¹	Transfers new assets	Carrying value of disposals	Depreciation expense	WIP additions	Adjustments and transfers	Revaluation increments to equity (ARR)	Gross carrying amount	Accumulated depreciation and impairment	Net carrying amount
Capital work in progress	75,304	-	75,304	(35,184)	(8,593)	-	-	68,482	(564)	-	99,445	-	99,445
Plant and equipment	29,342	(19,899)	9,443	-	4,043	(670)	(2,317)	-	-	-	31,052	(20,553)	10,499
Domestic waste vehicles	5,244	(1,699)	3,545	-	-	(256)	(388)	-	(565)	-	3,953	(1,616)	2,337
Office equipment	4,246	(3,373)	873	-	241	-	(261)	-	-	-	4,486	(3,633)	853
Furniture and fittings	2,167	(1,813)	354	-	-	-	(115)	-	-	-	2,167	(1,928)	239
Land:													
- Crown Land	105,130	-	105,130	-	-	-	-	-	(10,697)	38,054	132,487	-	132,487
- Operational land	394,950	-	394,950	-	-	-	-	-	(936)	105,172	499,186	-	499,186
- Community land	152,560	-	152,560	-	-	-	-	-	11,633	61,647	225,840	-	225,840
Land improvements – non-depreciable	4,286	-	4,286	-	-	-	-	-	-	-	4,286	-	4,286
Land improvements – depreciable	130,586	(40,877)	89,709	9,131	1,227	(1,330)	(3,694)	-	(3,769)	-	133,314	(42,040)	91,274
Car parks – non-depreciable	17,714	-	17,714	-	-	-	-	-	-	-	17,714	-	17,714
Car parks – depreciable	10,786	(3,634)	7,152	6	7	-	(359)	-	4,246	-	14,850	(3,797)	11,053
Infrastructure:													
- Buildings	378,047	(114,881)	263,166	3,417	1,012	-	(7,947)	-	(148)	51,211	422,039	(111,328)	310,711
- Buildings and Aquatic Centres surrounding assets	-	-	-	-	-	-	(137)	-	2,582	9,724	12,168	-	12,168
- Aquatic Centres	102,112	(17,192)	84,920	451	109	-	(2,440)	-	269	8,266	109,557	(17,982)	91,575
- Roads	426,804	(202,293)	224,511	9,490	-	(522)	(6,631)	-	(2,913)	9,706	359,477	(125,836)	233,641
- Bridges	15,995	(6,061)	9,934	-	-	-	(180)	-	13	-	15,995	(6,228)	9,767
- Footpaths	229,390	(88,494)	140,896	5,470	1,684	(704)	(3,258)	-	(34)	12,676	251,612	(94,882)	156,730
- Kerb and gutter	224,359	(91,860)	132,499	1,363	237	(427)	(1,404)	-	-	-	213,648	(81,380)	132,268
- Other road assets	35,520	(6,498)	29,022	1,840	33	(3,521)	(1,154)	-	(1,334)	-	30,251	(5,365)	24,886
- Bulk earthworks (non-depreciable)	525,843	-	525,843	55	-	-	-	-	-	35,402	561,300	-	561,300
- Sea walls	38,211	(13,126)	25,085	-	-	-	(395)	-	1,123	-	40,700	(14,887)	25,813
- Wharves	6,374	(2,069)	4,305	-	-	-	(62)	-	(9)	-	6,360	(2,127)	4,233
- Stormwater drainage	179,340	(59,269)	120,071	3,961	-	(251)	(1,439)	-	37	-	182,766	(60,387)	122,379
Total infrastructure, property, plant and equipment	3,094,310	(673,038)	2,421,272	-	-	(7,681)	(32,181)	68,482	(1,066)	331,858	3,374,653	(593,969)	2,780,684

(1) Renewals are defined as the replacement of existing assets (as opposed to the acquisition of new assets).

C1-7 Infrastructure, property, plant and equipment (continued)

By aggregated asset class	Asset movements during the reporting period							At 30 June 2022							
	At 1 July 2021			At 30 June 2022				Restated	Restated						
\$ '000	Gross carrying amount	Accumulated depreciation and impairment	Net carrying amount	Additions/renovals ^{1,2}	Transfers new assets	Carrying value of disposals	Depreciation expense	WIP additions	Adjustments and transfers	Revaluation decrements to equity (ARR)	Revaluation increments to equity (ARR) ²	Gross carrying amount ²	Accumulated depreciation and impairment	Net carrying amount ²	Restated
Restated Capital work in progress²	69,308	-	69,308	(23,022)	(14,999)	-	-	44,036	(19)	-	-	75,304	-	75,304	
Plant and equipment	26,984	(17,823)	9,161	3,508	-	(520)	(2,706)	-	-	-	-	29,342	(19,899)	9,443	
Office equipment	4,156	(3,002)	1,154	-	58	-	(339)	-	-	-	-	4,246	(3,373)	873	
Furniture and fittings	2,167	(1,684)	483	-	-	-	(129)	-	-	-	-	2,167	(1,813)	354	
Domestic waste vehicles	4,996	(1,458)	3,538	-	564	(146)	(411)	-	-	-	-	5,244	(1,699)	3,545	
Land:															
- Operational land	394,950	-	394,950	-	-	-	-	-	-	-	-	394,950	-	394,950	
- Community land	162,352	-	162,352	-	-	-	-	-	(9,792)	-	-	152,560	-	152,560	
- Crown land	95,338	-	95,338	-	-	-	-	-	9,792	-	-	105,130	-	105,130	
Land improvements – non-depreciable	4,286	-	4,286	-	-	-	-	-	-	-	-	4,286	-	4,286	
Land improvements – depreciable	124,396	(38,029)	86,367	1,207	6,852	(751)	(3,966)	-	-	-	-	130,586	(40,877)	89,709	
Car parks – non-depreciable	3,547	-	3,547	-	-	-	-	-	-	-	14,167	17,714	-	17,714	
Car parks – depreciable	13,128	(3,451)	9,677	124	-	(25)	(213)	-	-	(2,411)	-	10,786	(3,634)	7,152	
Infrastructure:															
- Buildings	378,002	(106,971)	271,031	-	-	-	(7,910)	45	-	-	-	378,047	(114,881)	263,166	
- Restated Roads²	361,126	(178,613)	182,513	14,274	25	(658)	(7,290)	-	(1,322)	-	36,968	426,804	(202,293)	224,511	
- Bridges	15,995	(5,881)	10,114	-	-	-	(180)	-	-	-	-	15,995	(6,061)	9,934	
- Footpaths	133,763	(40,811)	92,952	988	-	(293)	(1,708)	-	-	-	48,957	229,390	(88,494)	140,896	
- Other road assets (including bulk earthworks)	54,484	(12,086)	42,398	-	-	-	(2,294)	-	1,340	(12,422)	-	35,520	(6,498)	29,022	
- Bulk earthworks (non-depreciable)	516,148	-	516,148	-	-	-	-	-	-	-	9,695	525,843	-	525,843	
- Stormwater drainage	178,177	(57,910)	120,267	369	946	(88)	(1,423)	-	-	-	-	179,340	(59,269)	120,071	
- Aquatic Centres	95,529	(14,677)	80,852	-	6,583	-	(2,515)	-	-	-	-	102,112	(17,192)	84,920	
- Kerb and gutter	195,618	(79,536)	116,082	547	-	(321)	(1,519)	-	-	17,710	-	224,359	(91,860)	132,499	
- Sea walls	37,424	(12,757)	24,667	758	29	-	(369)	-	-	-	-	38,211	(13,126)	25,085	
- Wharves	6,077	(2,291)	3,786	1,247	-	(666)	(61)	-	-	-	-	6,374	(2,069)	4,305	
Total infrastructure, property, plant and equipment	2,877,951	(576,980)	2,300,971	-	58	(3,468)	(33,033)	44,081	(1)	(14,833)	127,497	3,094,310	(673,038)	2,421,272	

(1) Renewals are defined as the replacement of existing assets (as opposed to the acquisition of new assets).

(2) Council had performed a valuation of some of its infrastructure assets in the financial year 2021/22. At 30 June 2022, Council's Statement of Financial Position included \$9.9 million in work-in-progress related to Road assets that were carried at cost. The incorrect inclusion of the \$9.9 million WIP balance within revalued assets, while also being carried as WIP at cost, led to an overstatement of the IPPE and assets revaluation reserve. Council restated the IPPE and revaluation reserve balances by \$9.9 million at the end of the year 2021/22 in the Statement of Financial Position. In addition, the 2021/22 gain on revaluation of infrastructure, property, plant and equipment within the Statement of Comprehensive Income was restated to \$112.6 million from \$122.6 million.

C1-7 Infrastructure, property, plant and equipment (continued)

Accounting policy

Initial recognition of infrastructure, property, plant and equipment (IPPE)

IPPE is measured initially at cost. Cost includes the fair value of the consideration given to acquire the asset (net of discounts and rebates) and any directly attributable cost of bringing the asset to working condition for its intended use (inclusive of import duties and taxes).

When infrastructure, property, plant and equipment is acquired by Council at significantly below fair value, the assets are initially recognised at their fair value at acquisition date.

Subsequent costs are included in the asset's carrying amount or recognised as a separate asset, as appropriate, only when it is probable that future economic benefits associated with the item will flow to Council and the cost of the item can be measured reliably. All other repairs and maintenance are charged to the Income Statement during the financial period in which they are incurred.

Useful lives of IPPE

Land is not depreciated. Depreciation on other assets is calculated using the straight-line method to allocate their cost, net of their residual values, over their estimated useful lives as follows:

Plant and equipment	Years	Property Assets	Years
Office equipment	5 to 20	Buildings	9 to 190
Office furniture	2 to 10	Aquatic Centres	10 to 120
Plant and Fleet	2 to 10		
Domestic Waste Vehicles	3 to 10	Play Spaces and Sporting Fields	Years
		Land Improvements Parks (Depreciable)	5 to 124
Transport Assets	Years	Seawalls	20 to 141
Roads	25 to 100	Wharves	20 to 80
Road Formation/Bulk Earthworks	Not depreciable		
Bridges	15 to 162		
Footpaths	10 to 100		
Kerb and Gutter	85 to 200		
Traffic Devices	20 to 80		
Other Road assets	5 to 100		
Car Parks (Non Depreciable)	Not Depreciable		
Car Parks (Depreciable)	25 to 100		
Stormwater Drainage	15 - 196		

The assets' residual values and useful lives are reviewed, and adjusted if appropriate, at each reporting date.

Revaluation model

Infrastructure, property, plant and equipment are held at fair value. Comprehensive valuations are performed at least every 5 years, however the carrying amount of assets is assessed by Council at each reporting date to confirm that it is not materially different from current fair value.

Increases in the carrying amounts arising on revaluation are credited to the IPPE revaluation reserve. To the extent that the increase reverses a decrease previously recognising profit or loss relating to that asset class, the increase is first recognised as profit or loss. Decreases that reverse previous increases of assets in the same class are first charged against IPPE revaluation reserve to the extent of the remaining reserve attributable to the class; all other decreases are charged to the Income Statement.

Land under roads

Land under roads is land under roadways and road reserves including land under footpaths, nature strips and median strips.

Council has elected not to recognise land under roads acquired before 1 July 2008. Land under roads acquired after 1 July 2008 is recognised in accordance with the IPPE accounting policy.

Crown reserves

Crown reserves under Council's care and control are recognised as assets of the Council. While ownership of the reserves remains with the Crown, Council retains operational control of the reserves and is responsible for their maintenance and use in accordance with the specific purposes to which the reserves are dedicated.

C1-7 Infrastructure, property, plant and equipment (continued)

Improvements on Crown reserves are also recorded as assets, while maintenance costs incurred by Council and revenues relating to the reserves are recognised within Council's Income Statement.

Rural Fire Service assets

Under Section 119 of the *Rural Fire Services Act 1997 (NSW)*, "all firefighting equipment purchased or constructed wholly or from money to the credit of the Fund is to be vested in the council of the area for or on behalf of which the firefighting equipment has been purchased or constructed".

At present, Council does not have any rural fire service assets.

C1-8 Investment properties

Owned investment property

\$ '000	2023	2022
At fair value		
Opening balance at 1 July	–	–
Acquisitions	54,500	–
Capitalised subsequent expenditure	378	–
Closing balance at 30 June	54,878	–

Accounting policy

Investment property, principally comprising freehold office buildings, is held for long-term rental yields and is not occupied by the Council. Changes in fair values are recorded in the Income Statement as a separate line item.

For the additional disclosures refer to the C2-2 Council as a Lessor and D2-1 Fair Value Measurement

C1-9 Intangible assets

Intangible assets are as follows:

\$ '000	2023	2022
Software		
Opening values at 1 July		
Gross book value	7,902	7,991
Accumulated amortisation	(2,909)	(2,041)
Software work in progress (WIP) balance	1,952	1,951
Net book value – opening balance	6,945	7,901
Movements for the year		
Other movements	140	(52)
Amortisation charges	(912)	(904)
Closing values at 30 June		
Gross book value	9,279	7,902
Accumulated amortisation	(3,821)	(2,909)
Software work in progress (WIP) balance	715	1,952
Total software – net book value	6,173	6,945
Total intangible assets – net book value	6,173	6,945

Accounting policy

IT development and software

Costs incurred in developing products or systems and costs incurred in acquiring software and licenses that will contribute to future period financial benefits through revenue generation and/or cost reduction are capitalised to software and systems.

Costs capitalised include external direct costs of materials and service, direct payroll, and payroll related costs of employees' time spent on the project. Amortisation is calculated on a straight line basis over periods generally ranging from three to ten years. IT development costs include only those costs directly attributable to the development phase and are only recognised following completion of technical feasibility, and where Council has an intention and ability to use the asset.

C2 Leasing activities

C2-1 Council as a lessee

Council leases a diverse range of equipment, including IT, Office, and Sports equipment. Information relating to the leases in place and associated balances and transactions is provided below.

Office, IT and Sport equipment

Leases for office and IT equipment are generally for low value assets, except for significant items such as photocopiers. The leases are for between 1 and 5 years with no renewal option and the payments are fixed.

(a) Right of use assets

\$ '000	<i>Plant & Equipment</i>	<i>Buildings</i>	<i>Office, IT and Sport Equipment</i>	<i>Total</i>
2023				
Opening balance at 1 July	316	318	202	836
Additions to right-of-use assets	–	88	18	106
Depreciation charge	–	(22)	(57)	(79)
Other movement	(316)	(318)	–	(634)
Balance at 30 June	–	66	163	229
2022				
Opening balance at 1 July	458	8	27	493
Additions to right-of-use assets	–	329	219	548
Depreciation charge	(142)	(19)	(44)	(205)
Other movement	–	–	–	–
Balance at 30 June	316	318	202	836

C2-1 Council as a lessee (continued)

(b) Lease liabilities

\$ '000	2023 Current	2023 Non-current	2022 Current	2022 Non-current
Lease liabilities	82	159	187	661
Total lease liabilities	82	159	187	661

(c) (i) The maturity analysis

The maturity analysis of lease liabilities based on contractual undiscounted cash flows is shown in the table below:

\$ '000	< 1 year	1 – 5 years	> 5 years	Total	<i>Total per Statement of Financial Position</i>
2023					
Cash flows	82	159	–	241	241
2022					
Cash flows	187	661	–	848	848

(d) Income Statement

The amounts recognised in the Income Statement relating to leases where Council is a lessee are shown below:

\$ '000	2023	2022
Interest on lease liabilities	6	10
Depreciation of right of use assets	79	205
Expenses relating to short-term leases	153	122
Expenses relating to low-value leases	1,115	1,184
	1,353	1,521

(e) Statement of Cash Flows

Total cash outflow for leases	(83)	(208)
	(83)	(208)

Accounting policy

At inception of a contract, Council assesses whether a lease exists – i.e. does the contract convey the right to control the use of an identified asset for a period of time in exchange for consideration?

At the lease commencement, Council recognises a right-of-use asset and associated lease liability for the lease term. The lease term includes extension periods where Council believes it is reasonably certain that the option will be exercised.

The right-of-use asset is measured using the cost model where cost on initial recognition comprises: the lease liability, initial direct costs, prepaid lease payments, estimated cost of removal and restoration, less any lease incentives received. The right-of-use is depreciated over the lease term on a straight-line basis and assessed for impairment in accordance with the impairment of asset accounting policy.

The lease liability is initially recognised at the present value of the remaining lease payments at the commencement of the lease. The discount rate is the rate implicit in the lease, however where this cannot be readily determined then the Council's incremental borrowing rate for a similar term with similar security is used.

C2-1 Council as a lessee (continued)

Subsequent to initial recognition, the lease liability is measured at amortised cost using the effective interest rate method. The lease liability is re-measured when there is a lease modification, or change in estimate of the lease term or index upon which the lease payments are based (e.g. CPI).

Where the lease liability is re-measured, the right-of-use asset is adjusted to reflect the re-measurement.

Exceptions to lease accounting

Council has applied the exceptions to lease accounting for both short-term leases (i.e. leases with a term of less than or equal to 12 months) and leases of low-value assets. Council recognises the payments associated with these leases as an expense on a straight-line basis over the lease term.

C2-2 Council as a lessor

Operating leases

Council leases out a number of properties and /or plant and equipment to community groups; these leases have been classified as operating leases for financial reporting purposes and the assets are included as investment property (refer note C1-8) and/or IPP&E (refer note c1-7) in the Statement of Financial Position.

The amounts recognised in the Income Statement relating to operating leases where Council is a lessor are shown below:

\$ '000	2023	2022
(i) Assets held as investment property		
Lease income relating to variable lease payments not dependent on an index or a rate		
Direct operating expenses from property that generated rental income		
Direct operating expenses from property that generated rental income	(74)	–
Lease income (excluding variable lease payments not dependent on an index or rate)	1,380	–
Total income relating to operating leases for investment property assets	1,306	–
(ii) Assets held as property, plant and equipment		
Lease income (excluding variable lease payments not dependent on an index or rate)	3,462	4,117
Lease income relating to variable lease payments not dependent on an index or a rate	–	4
Leaseback fees - council vehicles	587	533
Total income relating to operating leases for Council assets	4,049	4,654
(iii) Maturity analysis of undiscounted lease payments to be received after reporting date for all operating leases:		
Maturity analysis of future lease income receivable showing the undiscounted lease payments to be received after reporting date for operating leases:		
< 1 year	1,147	1,147
1–2 years	730	1,147
2–3 years	–	730
Total undiscounted lease payments to be received	1,877	3,024

Accounting policy

When Council is a lessor, the lease is classified as either an operating or finance lease at inception date, based on whether substantially all of the risks and rewards incidental to ownership of the asset have been transferred to the lessee. If the risks and rewards have been transferred then the lease is classified as a finance lease, otherwise it is an operating lease.

When Council has a sub-lease over an asset and is the intermediate lessor then the head lease and sub-lease are accounted for separately. The classification of the sub-lease is based on the right-of-use asset which arises from the head lease rather than the useful life of the underlying asset.

C2-2 Council as a lessor (continued)

If the lease contains lease and non-lease components, the non-lease components are accounted for in accordance with AASB 15 *Revenue from Contracts with Customers*.

The lease income is recognised on a straight-line basis over the lease term for an operating lease and as finance income using amortised cost basis for finance leases.

C3 Liabilities of Council

C3-1 Payables

\$ '000	2023		2022	
	Current	Non-current	Current	Non-current
Prepaid rates	–	–	2,216	–
Goods and services – operating expenditure	7,615	–	10,989	–
Accrued expenses:				
– Borrowings	272	–	287	–
– Salaries and wages	910	–	1,387	–
– Other expenditure accruals	11,189	–	5,774	–
Security bonds, deposits and retentions	27,901	–	22,943	–
Other	2,107	–	532	–
Total payables	49,994	–	44,128	–

Current payables not anticipated to be settled within the next twelve months

\$ '000	2023		2022	
	Current	Non-current	Current	Non-current
The following liabilities, even though classified as current, are not expected to be settled in the next 12 months.				
Payables – security bonds, deposits and retentions			24,536	14,224
Total payables			24,536	14,224

Accounting policy

Council measures all financial liabilities initially at fair value less transaction costs, subsequently financial liabilities are measured at amortised cost using the effective interest rate method.

Payables

Payables represent liabilities for goods and services provided to Council prior to the end of financial year that are unpaid. The amounts are unsecured and are usually paid within 30 days of recognition.

C3-2 Contract Liabilities

\$ '000	2023		2022	
	Current	Non-current	Current	Non-current
Grants and contributions received in advance:				
Unexpended capital grants (to construct Council controlled assets) ⁽ⁱ⁾	23,399	–	21,130	–
Total grants received in advance	23,399	–	21,130	–
Income in Advance	12,371	778	7,879	1,972
Total user fees and charges received in advance	12,371	778	7,879	1,972
Total contract liabilities	35,770	778	29,009	1,972

(i) Council has received funding to construct transport assets. The funds received are under an enforceable contract which requires Council to construct assets which will be under Council's control on completion. The revenue is recognized as Council constructs the asset and the contract liability reflects the funding received which cannot yet be recognized as revenue. The revenue is expected to be recognized in the next 12 months.

Accounting policy

Contract liabilities are recorded when consideration is received from a customer / fund provider prior to Council transferring a good or service to the customer, Council presents the funds which exceed revenue recognised as a contract liability.

C3-3 Borrowings

\$ '000	2023		2022	
	Current	Non-current	Current	Non-current
Loans – secured ¹	2,447	32,788	2,600	35,234
Total borrowings	2,447	32,788	2,600	35,234

(1) Loans are secured over the general rating income of Council.
Disclosures on liability interest rate risk exposures, fair value disclosures and security can be found in Note D1-1.

(a) Changes in liabilities arising from financing activities

\$ '000	2022		Non-cash movements				2022
	Opening Balance	Cash flows	Acquisition	Fair value changes	Acquisition due to change in accounting policy	Remeasurement of Lease Liability	Closing balance
Loans – secured	37,834	(2,599)	–	–	–	–	35,235
Lease liability (Note C2-1b)	848	(607)	–	–	–	–	241
Total liabilities from financing activities	38,682	(3,206)	–	–	–	–	35,476

\$ '000	2021		Non-cash movements				2021
	Opening Balance	Cash flows	Acquisition	Fair value changes	Acquisition due to change in accounting policy	Remeasurement of Lease Liability	Closing balance
Loans – secured	40,896	(3,062)	–	–	–	–	37,834
Lease liability (Note C2-1b)	499	349	–	–	–	–	848
Total liabilities from financing activities	41,395	(2,713)	–	–	–	–	38,682

(b) Financing arrangements

\$ '000	2023	2022
Total facilities		
Bank overdraft facilities ¹	1,000	1,000
Credit cards/purchase cards	274	274
Total financing arrangements	1,274	1,274
Undrawn facilities		
– Bank overdraft facilities	1,000	1,000
– Credit cards/purchase cards	274	274
Total undrawn financing arrangements	1,274	1,274

Additional financing arrangements information

Breaches and defaults

During the current and prior year, there were no defaults or breaches on any of the loans.

(1) The bank overdraft facility may be drawn at any time and may be terminated by the bank without notice.

Accounting policy

Council measures all financial liabilities initially at fair value less transaction costs, subsequently financial liabilities are measured at amortised cost using the effective interest rate method.

Fees paid on the establishment of loan facilities are recognised as transaction costs of the loan to the extent that it is probable that some or all of the facility will be drawn down.

C3-3 Borrowings (continued)

Borrowings are removed from the Statement of Financial Position when the obligation specified in the contract is discharged, cancelled or expired. The difference between the carrying amount of a financial liability that has been extinguished or transferred to another party and the consideration paid, including any non-cash assets transferred or liabilities assumed, is recognised in other income or borrowing costs.

C3-4 Employee benefit provisions

\$ '000	2023		2022	
	Current	Non-current	Current	Non-current
Annual leave	9,799	–	9,778	–
Sick leave	213	–	208	–
Long service leave	18,959	1,355	17,133	2,157
Other leave	537	–	542	–
Employee Leave Entitlements on-costs	2,383	88	2,189	136
Total employee benefit provisions	31,891	1,443	29,850	2,293

Current employee benefit provisions not anticipated to be settled within the next twelve months

\$ '000	2023	2022
The following provisions, even though classified as current, are not expected to be settled in the next 12 months.		
Provisions – employees benefits	22,530	21,089
	22,530	21,089

Accounting policy

Employee benefit provisions are presented as current liabilities in the Statement of Financial Position if Council does not have an unconditional right to defer settlement for at least 12 months after the reporting date, regardless of when the actual settlement is expected to occur and therefore all annual leave and vested long service leave (or that which vests within 12 months) is presented as current.

Short-term obligations

Liabilities for wages and salaries (including non-monetary benefits, annual leave and accumulating sick leave expected to be wholly settled within 12 months after the end of the period in which the employees render the related service) are recognised in respect of employees' services up to the end of the reporting period and are measured at the amounts expected to be paid when the liabilities are settled. The liability for annual leave and accumulating sick leave is recognised in the provision for employee benefits. All other short-term employee benefit obligations are presented as payables.

Other long-term employee benefit obligations

The liability for long-service leave and annual leave that is not expected to be wholly settled within 12 months after the end of the period in which the employees render the related service is recognised in the provision for employee benefits and measured as the present value of expected future payments to be made in respect of services provided by employees up to the end of the reporting period using the projected unit credit method. Consideration is given to expected future wage and salary levels, experience of employee departures, and periods of service. Expected future payments are discounted using market yields at the end of the reporting period on national government bonds with terms to maturity and currency that match, as closely as possible, the estimated future cash outflows.

On-costs

The employee benefit provisions include the aggregate on-cost liabilities that will arise when payment of current employee benefits is made in future periods.

These amounts include superannuation, payroll tax and workers compensation expenses which will be payable upon the future payment of certain leave liabilities which employees are entitled to at the reporting period.

D Risks and accounting uncertainties

D1-1 Risks relating to financial instruments held

Council's activities expose it to a variety of financial risks including (1) price risk, (2) credit risk, (3) liquidity risk and (4) interest rate risk.

The Council's overall risk management program focuses on the unpredictability of financial markets and seeks to minimise potential adverse effects on the financial performance of the Council.

Council does not engage in transactions expressed in foreign currencies and is therefore not subject to foreign currency risk.

Financial risk management is carried out by Council's finance section under policies approved by the Council.

The fair value of Council's financial assets and financial liabilities approximates their carrying amount.

A comparison by category of the carrying amounts and fair values of Council's financial assets and financial liabilities recognised in the financial statements is presented below.

\$ '000	Carrying value 2023	Carrying value 2022	Fair value 2023	Fair value 2022
Financial assets				
Measured at amortised cost				
Cash and cash equivalents	75,413	75,586	75,413	75,586
Receivables	43,197	38,401	43,199	38,401
Investments				
– Debt securities at amortised cost	221,000	274,700	221,000	274,700
Fair value through profit and loss				
Investments				
– Held for trading	4,006	1,058	3,921	1,058
Other financial assets	–	2,899	–	2,899
Total financial assets	343,616	392,644	343,533	392,644
Financial liabilities				
Payables	49,994	44,128	49,994	44,128
Loans/advances	35,235	37,834	35,235	37,834
Total financial liabilities	85,229	81,962	85,229	81,962

Fair value is determined as follows:

- Cash and cash equivalents, receivables, payables – are estimated to be the carrying value that approximates market value.
- Borrowings and held-to-maturity investments – are based upon estimated future cash flows discounted by the current mkt interest rates applicable to assets and liabilities with similar risk profiles, unless quoted market prices are available.
- Financial assets classified (i) 'at fair value through profit and loss' – are based upon quoted market prices (in active markets for identical investments) at the reporting date or independent valuation.

Council's objective is to maximise its return on cash and investments whilst maintaining an adequate level of liquidity and preserving capital.

Council's finance area manages the cash and Investments portfolio with the assistance of independent advisors.

Council has an investment policy which complies with the Local Government Act 1993 and Minister's investment order 625. This policy is regularly reviewed by Council and it's staff and an investment report is tabled before Council on a monthly basis setting out the portfolio breakup and its performance as required by Local Government regulations.

The risks associated with the instruments held are:

- Price risk – the risk that the capital value of Investments may fluctuate due to changes in market prices, whether these changes are caused by factors specific to individual financial instruments or their issuers or are caused by factors affecting similar instruments traded in a market.

D1-1 Risks relating to financial instruments held (continued)

- Interest rate risk – the risk that movements in interest rates could affect returns and income.
- Liquidity risk – the risk that Council will not be able to pay its debts as and when they fall due.
- Credit risk – the risk that the investment counterparty will not complete their obligations particular to a financial instrument, resulting in a financial loss to Council – be it of a capital or income nature.

Council manages these risks (amongst other measures) by diversifying its portfolio and only purchasing investments with high credit ratings or capital guarantees.

Council also seeks advice from independent advisers before placing any funds in cash equivalents and investments.

(a) Market risk – interest rate and price risk

\$ '000	2023	2022
The impact on result for the year and equity of a reasonably possible movement in the price of investments held and interest rates is shown below. The reasonably possible movements were determined based on historical movements and economic conditions in place at the reporting date.		
Impact of a 1% movement in interest rates		
– Equity / Income Statement	1,276	1,309
Impact of a 10% movement in price of investments		
– Equity / Income Statement	5,867	396

(b) Credit risk

Council's major receivables comprise (i) rates and annual charges and (ii) user charges and fees.

Council manages the credit risk associated with these receivables by monitoring outstanding debt and employing stringent debt recovery procedures. Council also encourages ratepayers to pay their rates by the due date through incentives.

There are no significant concentrations of credit risk, whether through exposure to individual customers or specific industry sectors.

The level of outstanding receivables is reported to Council monthly and benchmarks are set and monitored for acceptable collection performance.

Council makes suitable provision for expected credit loss as required and carries out credit checks on most non-rate debtors.

There are no material receivables that have been subjected to a re-negotiation of repayment terms.

Credit risk profile

Receivables – rates and annual charges

Credit risk on rates and annual charges is minimised by the ability of Council to secure a charge over the land relating to the debts – that is, the land can be sold to recover the debt. Council is also able to charge interest on overdue rates and annual charges at higher than market rates which further encourages the payment of debt.

\$ '000	<i>Not yet overdue</i>	<i>overdue rates and annual charges < 5 years</i>	<i>≥ 5 years</i>	<i>Total</i>
2023				
Gross carrying amount	–	12,204	2,047	14,251
2022				
Gross carrying amount	–	10,451	3,484	13,935

D1-1 Risks relating to financial instruments held (continued)

Receivables - non-rates and annual charges and contract assets

Council applies the simplified approach for non-rates and annual charges debtors and contract assets to provide for expected credit losses, which permits the use of the lifetime expected loss provision at inception. To measure the expected credit losses, non-rates and annual charges debtors and contract assets have been grouped based on shared credit risk characteristics and the days past due.

The loss allowance provision is determined as follows. The expected credit losses incorporate forward-looking information.

\$ '000	<i>Not yet overdue</i>	<i>Overdue debts</i>				<i>Total</i>
		<i>0 - 30 days</i>	<i>31 - 60 days</i>	<i>61 - 90 days</i>	<i>> 91 days</i>	
2023						
Gross carrying amount	10,886	834	854	9,238	–	21,812
Expected loss rate (%)	0.66%	0.03%	0.03%	0.28%	0.00%	0.45%
2022						
Gross carrying amount	5,931	5,844	4,250	4,284	7,863	28,172
Expected loss rate (%)	1.00%	1.00%	3.00%	23.00%	43.00%	16.37%

D1-1 Risks relating to financial instruments held (continued)

(c) Liquidity risk

Payables, lease liabilities and borrowings are both subject to liquidity risk; that is, the risk that insufficient funds may be on hand to meet payment obligations as and when they fall due.

Council manages this risk by monitoring its cash flow requirements and liquidity levels, and by maintaining an adequate cash buffer. Payment terms can be extended, and overdraft facilities drawn upon in extenuating circumstances.

Borrowings are also subject to interest rate risk: the risk that movements in interest rates could adversely affect funding costs. Council manages this risk through diversification of borrowing types, maturities and interest rate structures.

The finance team regularly reviews interest rate movements to determine if it would be advantageous to refinance or renegotiate part or all of the loan portfolio.

The timing of cash flows presented in the table below to settle financial liabilities reflects the earliest contractual settlement dates. The timing of expected outflows is not expected to be materially different from contracted cashflows.

The amounts disclosed in the table are the undiscounted contracted cash flows for non-lease liabilities (refer to Note C2-1(b) for lease liabilities) and therefore the balances in the table may not equal the balances in the Statement of Financial Position due to the effect of discounting.

\$ '000	<i>Weighted average interest rate</i>	<i>Subject to no maturity</i>	<i>payable in:</i>			<i>Total cash outflows</i>	<i>Actual carrying values</i>
			<i>≤ 1 Year</i>	<i>1 - 5 Years</i>	<i>> 5 Years</i>		
2023							
Payables	0.00%	27,901	–	–	–	27,901	49,994
Borrowings	0.00%	–	2,447	7,623	25,165	35,235	35,235
Total financial liabilities		27,901	2,447	7,623	25,165	63,136	85,229
2022							
Payables	0.00%	22,943	–	–	–	22,943	44,128
Borrowings	4.86%	–	2,600	10,069	25,165	37,834	37,834
Total financial liabilities		22,943	2,600	10,069	25,165	60,777	81,962

D2-1 Fair value measurement

The Council measures the following asset and liability classes at fair value on a recurring basis:

- Infrastructure, property, plant and equipment
- Investments
- Investment property

The fair value of assets and liabilities must be estimated in accordance with various accounting standards for either recognition and measurement requirements or for disclosure purposes.

AASB 13 Fair Value Measurement requires all assets and liabilities measured at fair value to be assigned to a 'level' in the fair value hierarchy as follows:

Level 1: Unadjusted quoted prices in active markets for identical assets or liabilities that the entity can access at the measurement date.

Level 2: Inputs other than quoted prices included within level 1 that are observable for the asset or liability, either directly or indirectly.

Level 3: Inputs for the asset or liability that are not based on observable market data (unobservable inputs).

D2-1 Fair value measurement (continued)

	Notes	Fair value measurement hierarchy					Total				
		Level 1 Quoted prices in active mkts		Level 2 Significant observable inputs		Level 3 Significant unobservable inputs					
		2023	2022	2023	2022	2022					
\$ '000											
Recurring fair value measurements											
Financial assets											
Financial investments	C1-2	-	-	1,022	1,058	2,984	2,899	4,006	3,957		
At fair value through profit or loss		-	-	1,022	1,058	2,984	2,899	4,006	3,957		
Total financial assets		-	-	1,022	1,058	2,984	2,899	4,006	3,957		
Investment property											
Investment Property	C1-8	-	-	-	-	54,666	-	54,666	-		
Infrastructure, property, plant and equipment											
Crown Land	C1-7	-	-	-	-	132,487	105,130	132,487	105,130		
Operational land		-	-	499,186	394,950	-	-	499,186	394,950		
Community land		-	-	-	-	225,840	152,560	225,840	152,560		
Land improvements – non-depreciable		-	-	-	-	4,286	4,286	4,286	4,286		
Land improvements – depreciable		-	-	-	-	91,274	89,709	91,274	89,709		
Car parks – non-depreciable		-	-	-	-	17,714	17,714	17,714	17,714		
Car parks – depreciable		-	-	-	-	11,053	7,152	11,053	7,152		
Buildings		-	-	-	-	310,711	263,166	310,711	263,166		
Buildings and Aquatic Centres surrounding assets		-	-	-	-	12,168	-	12,168	-		
Aquatic Centres		-	-	-	-	91,575	84,920	91,575	84,920		
Roads		-	-	-	-	233,641	224,511	233,641	224,511		
Bridges		-	-	-	-	9,767	9,934	9,767	9,934		
Footpaths		-	-	-	-	156,730	140,896	156,730	140,896		
Kerb and Gutter		-	-	-	-	132,268	132,499	132,268	132,499		
Other road assets		-	-	-	-	24,886	29,021	24,886	29,021		
Bulk earthworks (non-depreciable)		-	-	-	-	561,300	525,843	561,300	525,843		
Sea walls		-	-	-	-	25,813	25,085	25,813	25,085		
Wharves		-	-	-	-	4,233	4,305	4,233	4,305		
Stormwater drainage		-	-	-	-	122,379	120,071	122,379	120,071		
Total infrastructure, property, plant and equipment		-	-	499,186	394,950	2,168,125	1,936,802	2,667,311	2,331,752		

D2-1 Fair value measurement (continued)

Valuation techniques

Where Council is unable to derive fair valuations using quoted market prices of identical assets (ie. level 1 inputs) Council instead utilises a spread of both observable inputs (level 2 inputs) and unobservable inputs (level 3 inputs).

The fair valuation techniques Council has employed while utilising level 2 and level 3 inputs are as follows:

Investment property

In January 2023, Council successfully acquired a commercial office building. The determination of the building's value was achieved through a comprehensive valuation conducted by an independent Valuer on November 15, 2022. The basis of the valuation is Market Value as defined in the International Valuation Standards Committee (IVSC) standards and used several approaches including a thorough analysis of recent sales and leasing transactions and capitalisation.

Due to the brief period since the last valuation and the absence of significant changes in the leasing and sales prices of comparable properties, it is considered that the value of the property remains unchanged as of June 30, 2023.

Infrastructure, property, plant and equipment (IPPE)

Buildings, Aquatic Centres and surrounding assets

As of March 31, 2023, Knowledge Asset Management Pty Ltd conducted a valuation of the Buildings assets, including Aquatic Centres and surrounding assets owned by the council.

The valuation process involved a physical inspection and measurement of the assets. This approach aimed to maximize the use of observable inputs, which are readily available and can be directly observed in the market, while minimising the use of unobservable inputs.

Based on the nature of the valuation inputs used, the assets were classified as having been valued using Level 3 valuation inputs. Level 3 inputs typically involve significant unobservable inputs, requiring judgment and estimation to determine the fair value.

It is mentioned that there have been no changes to the valuation process during the reporting period, indicating consistency in the approach and methodology employed for valuing the council's buildings

Community & Crown Land

Valuation of all Council's Community Land and Council managed land were based on the land values provided by the Valuer-General as at 30th June 2019. As these rates were not considered to be observable market evidence they have been classified as Level 3.

Operational Land

The valuation of Council's operational land was undertaken as at 31 March 2023 by Knowledge Asset Management Pty Ltd.

Operational has been valued at market value, having regard to the "highest and best use", after identifying all elements that would be taken into account by buyers and sellers in settling the price, including but not limited to

- The land's description and/or dimensions;
- Planning and other constraints on development; and
- The potential for alternative use.

There has been no change to the valuation process during the reporting period.

Transport Assets

Council undertook the valuation of the transport assets (roads, footpaths, kerb&gutter and other road assets) as at 30 June 2022. The valuation was conducted by the Infrastructure Management Group Pty Ltd.

All infrastructure assets were valued using Level 3 valuation inputs using the cost approach. This approach estimated the replacement cost for each asset by componentising the assets into significant parts with different useful lives and considering a range of factors.

While the unit rates are based on quantitative dimensional units such as square metres or lineal metres and can be supported from market evidence (level 2) other inputs (such as estimates of useful lives, remaining life profiles and asset

D2-1 Fair value measurement (continued)

conditions) required extensive professional judgement which impacts significantly on the final determination of the assets fair value.

Based on the Fair Value assessment conducted by Insight Valuations, the council has carried out an indexation valuation for the Roads, Footpath, and Bulk Earthworks asset classes as of 30 June 2023. This adjustment aims to align the asset costs with the changes in construction costs

All assets valued at fair value are being used for their highest and best use.

All Other Infrastructure, property, plant and equipment (IPP&E)

The cost approach has been utilised where the replacement cost was estimated for each asset by taking into account a range of factors. Inputs such as estimates of pattern of consumption, residual value, asset condition and useful life required extensive professional judgement and impacted on the final determination of fair value. As such these assets are classified as having been valued using Level 3 valuation inputs.

There has been no change to the valuation process during the reporting period.

Fair value measurements using significant unobservable inputs (level 3)

A reconciliation of the movements in recurring fair value measurements allocated to Level 3 of the hierarchy is provided below:

\$ '000	Level 2 Operational land		Level 3 Remaining assets		Total	
	2023	2022	2023	2022	2023	2022
Opening balance	396,008	396,039	1,939,701	1,825,634	2,335,709	2,221,673
Total gains or losses for the period						
Recognised in other comprehensive income – revaluation surplus	105,172	–	226,686	112,664	331,858	112,664
Other movements						
Transfers from/(to) another asset class	(936)	–	999	62	63	62
Purchases (GBV)	–	–	94,244	33,949	94,244	33,949
Disposals (WDV)	(36)	(31)	(6,755)	(3,160)	(6,791)	(3,191)
Depreciation and impairment	–	–	(29,100)	(29,448)	(29,100)	(29,448)
Closing balance	500,208	396,008	2,225,775	1,939,701	2,725,983	2,335,709

Highest and best use

All of Council's non-financial assets are considered as being utilised for their highest and best use.

D3-1 Contingencies

The following assets and liabilities do not qualify for recognition in the Statement of Financial Position, but their knowledge and disclosure is considered relevant to the users of Council's financial report.

LIABILITIES NOT RECOGNISED

1. Guarantees

(i) Defined benefit superannuation contribution plans

Council is party to an Industry Defined Benefit Plan under the Local Government Superannuation Scheme, named The Local Government Superannuation Scheme – Pool B (the Scheme) which is a defined benefit plan that has been deemed to be a 'multi-employer fund' for purposes of AASB119 Employee Benefits for the following reasons:

- Assets are not segregated within the sub-group according to the employees of each sponsoring employer.
- The contribution rates have been the same for all sponsoring employers. That is, contribution rates have not varied for each sponsoring employer according to the experience relating to the employees of that sponsoring employer.
- Benefits for employees of all sponsoring employers are determined according to the same formulae and without regard to the sponsoring employer.
- The same actuarial assumptions are currently used in respect of the employees of each sponsoring employer.

Given the factors above, each sponsoring employer is exposed to the actuarial risks associated with current and former employees of other sponsoring employers, and hence shares in the associated gains and losses (to the extent that they are not borne by members).

Description of the funding arrangements.

Pooled employers are required to pay standard employer contributions and additional lump sum contributions to the fund.

The standard employer contributions were determined using the new entrant rate method under which a contribution rate sufficient to fund the total benefits over the working life-time of a typical new entrant is calculated. The current standard employer contribution rates are:

Division B	1.9 times member contributions for non-180 Point Members; Nil for 180 Point Members
Division C	2.5% salaries
Division D	1.64 times member contributions

* For 180 Point Members, Employers are required to contribute 8.0% of salaries for the year ending 30 June 2023. (increasing to 8.5% in line with the increase in the Superannuation Guarantee) to these members accumulation accounts, which are paid in addition to members' defined benefits.

The past service contribution for each Pooled Employer is a share of the total past service contributions of \$20.0 million per annum for 1 January 2022 to 30 December 2024, apportioned according to each employer's share of the accrued liabilities as at 30 June 2022. These past service contributions are used to maintain the adequacy of the funding position for the accrued liabilities.

The adequacy of contributions is assessed at each triennial actuarial investigation and monitored annually between triennials.

Description of the extent to which Council can be liable to the plan for other Council's obligations under the terms and conditions of the multi-employer plan

As stated above, each sponsoring employer (Council) is exposed to the actuarial risks associated with current and former employees of other sponsoring employers and hence shares in the associated gains and losses.

However, there is no relief under the Fund's trust deed for employers to walk away from their defined benefit obligations. Under limited circumstances, an employer may withdraw from the plan when there are no active members, on full payment of outstanding additional contributions. There is no provision for allocation of any surplus which may be present at the date of withdrawal of the Council.

There are no specific provisions under the Fund's trust deed dealing with deficits or surplus on wind-up.

The amount of employer contributions to the defined benefit section of the Scheme and recognised as an expense for the year ending 30 June 2023 was \$498,971.

Council's expected contribution to the plan for the next annual reporting period is \$523,706.40

D3-1 Contingencies (continued)

The last valuation of the Scheme was performed by Richard Boyfield, Fellow of the Institute of Actuaries of Australia and covers the year ended 30 June 2023.

The estimated employer reserves financial position for the Pooled Employers at 30 June 2023 is:

Employer reserves only *	\$millions	Asset Coverage
Assets	2,290.9	
Past Service Liabilities	2,336.1	102.4%
Vested Benefits	2,253.6	101.7%

* excluding member accounts and reserves in both assets and liabilities.

The key economic long term assumptions used to calculate the present value of accrued benefits are:

Investment return	6.0% per annum
Salary inflation	3.5% per annum
Increase in CPI	6.0% for FY22/23 2.5% per annum thereafter

The contribution requirements may vary from the current rates if the overall sub-group experience is not in line with the actuarial assumptions in determining the funding program; however, any adjustment to the funding program would be the same for all sponsoring employers in the Pooled Employers group. Please note the estimated employer reserves financial position above is a preliminary calculation, and once all the relevant information has been received by the Funds Actuary, the final end of year review will be completed by December 2023.

(ii) Statewide Limited

Council is a member of Statewide Mutual, a mutual pool scheme providing liability insurance to local government.

Membership includes the potential to share in either the net assets or liabilities of the fund depending on its past performance. Council's share of the net assets or liabilities reflects Council's contributions to the pool and the result of insurance claims within each of the fund years.

The future realisation and finalisation of claims incurred but not reported to 30 June this year may result in future liabilities or benefits as a result of past events that Council will be required to fund or share in respectively. The contingent liability is not quantifiable.

(iii) StateCover Limited

Council is a member of StateCover Mutual Limited and holds a partly paid share in the entity.

StateCover is a company providing workers compensation insurance cover to the NSW local government industry and specifically Council.

Council has a contingent liability to contribute further equity in the event of the erosion of the company's capital base as a result of the company's past performance and/or claims experience or as a result of any increased prudential requirements from APRA. The contingent liability is not quantifiable.

These future equity contributions would be required to maintain the company's minimum level of net assets in accordance with its licence requirements.

(iv) Other guarantees

Council has provided no other guarantees other than those listed above.

2. Other liabilities

(i) Third party claims

The Council is involved from time to time in various claims incidental to the ordinary course of business including claims for damages relating to its services.

Council believes that it is appropriately covered for all claims through its insurance coverage and does not expect any material liabilities to eventuate.

D3-1 Contingencies (continued)

(ii) Potential land acquisitions due to planning restrictions imposed by Council

Council has classified a number of privately owned land parcels as local open space or bushland.

As a result, where notified in writing by the various owners, Council will be required to purchase these land parcels.

At reporting date, reliable estimates as to the value of any potential liability (and subsequent land asset) from such potential acquisitions has not been possible.

ASSETS NOT RECOGNISED

(i) Land under roads

As permitted under AASB 1051, Council has elected not to bring to account land under roads that it owned or controlled up to and including 30/6/2008.

E People and relationships

E1 Related party disclosures

E1-1 Key management personnel (KMP)

Key management personnel (KMP) of the council are those persons having the authority and responsibility for planning, directing and controlling the activities of the council, directly or indirectly.

- Mayor (1)
- Councillors (14)
- General Manager (1)
- Directors (4)

The aggregate amount of KMP compensation included in the Income Statement is:

\$ '000	2023	2022
Compensation:		
Short-term benefits	1,992	1,956
Post-employment benefits	154	123
Termination benefits	362	338
Total	2,508	2,417

E1-2 Councillor and Mayoral fees and associated expenses

\$ '000	2023	2022
----------------	-------------	-------------

The aggregate amount of Councillor and Mayoral fees and associated expenses included in materials and services expenses in the Income Statement are:

Councillor expenses – mayoral fee (incl deputy mayor)	101	77
Councillors' fees	508	443
Other Councillors' expenses (including Mayor)	19	6
Total	628	526

E2 Other relationships

E2-1 Audit fees

\$ '000	2023	2022
---------	------	------

During the year, the following fees were incurred for services provided by the auditor of Council, related practices and non-related audit firms

Auditors of the Council - NSW Auditor-General:

(i) Audit and other assurance services

Audit and review of financial statements

303	243
303	243

Remuneration for audit and other assurance services

Remuneration for non-assurance services

Total Auditor-General remuneration

Non NSW Auditor-General audit firms

(i) Audit and other assurance services

Internal Audit Services

252	262
252	262

Remuneration for audit and other assurance services

Total remuneration of non NSW Auditor-General audit firms

Total audit fees

555	505
------------	------------

F Other matters

F1-1 Statement of Cash Flows information

(a) Reconciliation of net operating result to cash provided from operating activities

\$ '000	2023	2022
Net operating result from Income Statement	22,721	20,028
Add / (less) non-cash items:		
Depreciation and amortisation	33,172	34,142
(Gain) / loss on disposal of assets	4,860	2,462
Non-cash capital grants and contributions	–	(1,081)
Losses/(gains) recognised on fair value re-measurements through the P&L:		
– Investments classified as 'at fair value' or 'held for trading'	(100)	348
Movements in operating assets and liabilities and other cash items:		
(Increase) / decrease of receivables	(5,101)	(8,717)
Increase / (decrease) in provision for impairment of receivables	305	16
(Increase) / decrease of inventories	(18)	26
(Increase) / decrease of other current assets	(315)	74
(Increase) / decrease of contract asset	219	(219)
Increase / (decrease) in payables	(3,374)	3,297
Increase / (decrease) in accrued interest payable	(15)	(13)
Increase / (decrease) in other accrued expenses payable	4,938	3,178
Increase / (decrease) in other liabilities	4,317	3,400
Increase / (decrease) in contract liabilities	5,567	18,797
Increase / (decrease) in employee benefit provision	1,191	(1,028)
Net cash flows from operating activities	68,367	74,710

(b) Non-cash investing and financing activities

Other Contributions	–	1,081
Total non-cash investing and financing activities	–	1,081

F2-1 Commitments

Capital commitments (exclusive of GST)

\$ '000	2023	2022
Capital expenditure committed for at the reporting date but not recognised in the financial statements as liabilities:		
Property, plant and equipment		
Buildings	1,247	109
Plant and equipment	3,737	3,531
Infrastructure	52,199	19,834
ICT	83	158
Parks	2,965	5,606
Total commitments	60,231	29,238
These expenditures are payable as follows:		
Within the next year	60,231	29,238
Total payable	60,231	29,238
Sources for funding of capital commitments:		
Unrestricted general funds	60,231	29,238
Total sources of funding	60,231	29,238

F3-1 Events occurring after the reporting date

Council is unaware of any material or significant 'non-adjusting events' that should be disclosed.

F4 Changes from prior year statements

F4-1 Correction of errors

Council had performed a valuation of some of its infrastructure assets in the financial year 2021/22. At 30 June 2022, Council's Statement of Financial Position included \$9.9 million in work-in-progress related to Road assets that were carried at cost. The incorrect inclusion of the \$9.9 million WIP balance within revalued assets, while also being carried as WIP at cost, led to an overstatement of the IPPE and assets revaluation reserve. Council restated the IPPE and revaluation reserve balances by \$9.9 million at the end of the year 2021/22 in the Statement of Financial Position.

In addition, the 2021/22 gain on revaluation of infrastructure, property, plant and equipment within the Statement of Comprehensive Income was restated to \$1122.6 million from \$122.6 million.

Adjustments to the comparative figures for the year ended 30 June 2022

Statement of Financial Position

\$ '000	Original Balance 30 June, 2022	Impact Increase/ (decrease)	Restated Balance 30 June, 2022
Infrastructure, property, plant and equipment	2,431,213	(9,941)	2,421,272
Total non-current assets	2,563,451	(9,941)	2,553,510
Total assets	2,834,893	(9,941)	2,824,952
Net assets	2,688,959	(9,941)	2,679,018
Accumulated Surplus	2,382,614	-	2,382,614

F4-1 Correction of errors (continued)

<i>\$ '000</i>	<i>Original Balance 30 June, 2022</i>	<i>Impact Increase/ (decrease)</i>	<i>Restated Balance 30 June, 2022</i>
Revaluation reserve	306,345	(9,941)	296,404
Total equity	2,688,959	(9,941)	2,679,018

F5 Statement of developer contributions as at 30 June 2023

F5-1 Summary of developer contributions

\$ '000	Opening balance at 1 July 2022	Contributions received during the year		Non-cash Other	Interest and investment income earned	Amounts expended	Internal borrowings	Held as restricted asset at 30 June 2023	Cumulative balance of internal borrowings (to)/from
		Cash	Non-cash Land						
Drainage	-	1	-	-	-	-	-	1	-
Roads	792	105	-	-	26	-	-	923	-
Traffic facilities	1,417	662	-	-	61	(159)	-	1,981	-
Parking	85	5	-	-	3	-	-	93	-
Open space	29,103	5,305	-	-	1,003	(8,936)	-	26,475	-
Community facilities	4,385	528	-	-	144	(227)	-	4,830	-
Open space and recreation	5,853	826	-	-	206	(2,607)	-	4,278	-
Community services and facilities	1,315	172	-	-	45	(108)	-	1,424	-
Transport and access	4,855	17	-	-	153	(403)	-	4,622	-
Administration	74	95	-	-	4	(334)	-	(161)	-
Plan preparation	881	77	-	-	30	(334)	-	654	-
Levy	-	444	-	-	1	-	-	445	-
S7.11 contributions – under a plan	48,760	8,237	-	-	1,676	(13,108)	-	45,565	-
S7.12 levies – under a plan	6,565	1,830	-	-	189	(368)	-	8,216	-
Total S7.11 and S7.12 revenue under plans	55,325	10,067	-	-	1,865	(13,476)	-	53,781	-
S7.4 planning agreements	11,141	-	-	-	28	(1,064)	-	10,105	-
Total contributions	66,466	10,067	-	-	1,893	(14,540)	-	63,886	-

Under the *Environmental Planning and Assessment Act 1979*, Council has significant obligations to provide Section 7.11 (contributions towards provision or improvement of amenities or services) infrastructure in new release areas. It is possible that the funds contributed may be less than the cost of this infrastructure, requiring Council to borrow or use general revenue to fund the difference.

F5-2 Developer contributions by plan

\$ '000	Opening balance at 1 July 2022	Contributions received during the year		Non-cash Other	Interest and investment income earned	Amounts expended	Internal borrowings	Held as restricted asset at 30 June 2023	Cumulative balance of internal borrowings (to)/from
		Cash	Non-cash Land						
CONTRIBUTION PLAN NUMBER 1 - Open Space and Recreation (former Leichhardt)									
Effective 18 January 2005	5,853	826	-	-	206	(2,607)	-	4,278	-
Total	5,853	826	-	-	206	(2,607)	-	4,278	-
CONTRIBUTION PLAN NUMBER 2 - Community Services and Facilities (former Leichhardt)									
Effective 23 August 2005	1,315	172	-	-	45	(108)	-	1,424	-
Total	1,315	172	-	-	45	(108)	-	1,424	-
CONTRIBUTION PLAN NUMBER 3 - Transport and Access (former Leichhardt)									
Effective 3 November 1999	4,855	11	-	-	153	(403)	-	4,616	-
Total	4,855	11	-	-	153	(403)	-	4,616	-
2004 S94 Developer Contributions Plan (former Murrumbidgee)									
Roads	154	-	-	-	5	-	-	159	-
Open space	824	-	-	-	47	-	-	871	-
Total	978	-	-	-	52	-	-	1,030	-
2014 S94 Developer Contributions Plan (former Murrumbidgee)									
Traffic facilities	560	574	-	-	32	(159)	-	1,007	-
Open space	19,756	3,587	-	-	658	(7,365)	-	16,636	-
Community facilities	2,915	430	-	-	96	(227)	-	3,214	-
Administration	74	91	-	-	4	(334)	-	(165)	-
Total	23,305	4,682	-	-	790	(8,085)	-	20,692	-
S94 CONTRIBUTION PLAN (former Ashfield)									
Roads	638	105	-	-	21	-	-	764	-
Traffic facilities	857	88	-	-	29	-	-	974	-
Parking	85	5	-	-	3	-	-	93	-
Open space	8,523	1,506	-	-	298	(1,571)	-	8,756	-
Community facilities	1,470	70	-	-	48	-	-	1,588	-
Plan preparation	881	77	-	-	30	(334)	-	654	-
Total	12,454	1,851	-	-	429	(1,905)	-	12,829	-
Contribution Plan Inner West Council									
IWC Drainage	-	1	-	-	-	-	-	1	-
IWC Open space	-	212	-	-	-	-	-	212	-
IWC Community facilities	-	28	-	-	-	-	-	28	-
IWC Plan administration	-	4	-	-	-	-	-	4	-
IWC Transport	-	6	-	-	-	-	-	6	-
Levy	-	444	-	-	1	-	-	445	-
Total	-	695	-	-	1	-	-	696	-

F5-2 Developer contributions by plan (continued)

\$ '000	Opening balance at 1 July 2022	Contributions received during the year		Non-cash Other	Interest and investment income earned	Amounts expended	Internal borrowings	Held as restricted asset at 30 June 2023	Cumulative balance of internal borrowings (to)/from
		Cash	Non-cash Land						
S7.12 Levies – under a plan									
CONTRIBUTION PLAN (former Marrickville)									
S94A Levies	3,258	715	-	-	113	(368)	-	3,718	-
Total	3,258	715	-	-	113	(368)	-	3,718	-
CONTRIBUTION PLAN (former Ashfield)									
S94A	2,192	378	-	-	74	-	-	2,644	-
Total	2,192	378	-	-	74	-	-	2,644	-
CONTRIBUTIONS PLAN (former Leichhardt)									
S7.12	1,115	737	-	-	2	-	-	1,854	-
Total	1,115	737	-	-	2	-	-	1,854	-

F6 Statement of performance measures

F6-1 Statement of performance measures – consolidated results

\$ '000	Amounts 2023	Indicator 2023	Indicators 2022	Indicators 2021	Benchmark
1. Operating performance ratio					
Total continuing operating revenue excluding capital grants and contributions less operating expenses ^{1,2}	(1,403)	(0.52)%	(3.25)%	3.27%	> 0.00%
Total continuing operating revenue excluding capital grants and contributions ¹	268,933				
2. Own source operating revenue ratio					
Total continuing operating revenue excluding all grants and contributions ¹	255,105	85.56%	82.81%	85.08%	> 60.00%
Total continuing operating revenue ¹	298,142				
3. Unrestricted current ratio					
Current assets less all external restrictions	226,479	3.10x	3.85x	5.61x	> 1.50x
Current liabilities less specific purpose liabilities	73,118				
4. Debt service cover ratio					
Operating result before capital excluding interest and depreciation/impairment/amortisation ¹	32,628	9.22x	6.47x	9.51x	> 2.00x
Principal repayments (Statement of Cash Flows) plus borrowing costs (Income Statement)	3,537				
5. Rates and annual charges outstanding percentage					
Rates and annual charges outstanding	15,530	8.57%	7.91%	8.45%	< 5.00%
Rates and annual charges collectable	181,136				
6. Cash expense cover ratio					
Current year's cash and cash equivalents plus all term deposits	182,913	8.72	12.13	12.46	> 3.00
Monthly payments from cash flow of operating and financing activities	20,982	months	months	months	months

(1) Excludes fair value increments on investment properties, reversal of revaluation decrements, reversal of impairment losses on receivables, net gain on sale of assets and net share of interests in joint ventures and associates using the equity method and includes pensioner rate subsidies

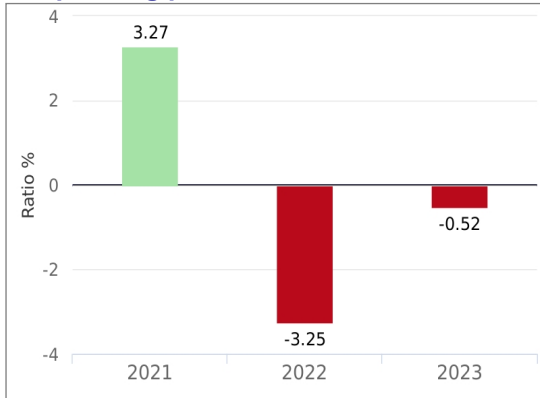
(2) Excludes impairment/revaluation decrements of IPPE, fair value decrements on investment properties, net loss on disposal of assets and net loss on share of interests in joint ventures and associates using the equity method

End of the audited financial statements

G Additional Council disclosures (unaudited)

G1-1 Statement of performance measures – consolidated results (graphs)

1. Operating performance ratio



Purpose of operating performance ratio

This ratio measures Council's achievement of containing operating expenditure within operating revenue.

Commentary on 2022/23 result

2022/23 ratio (0.52)%

The ratio has improved and has come close to the OLG benchmark primarily as a result of rebounding from the COVID-19 pandemic compared to the previous year.

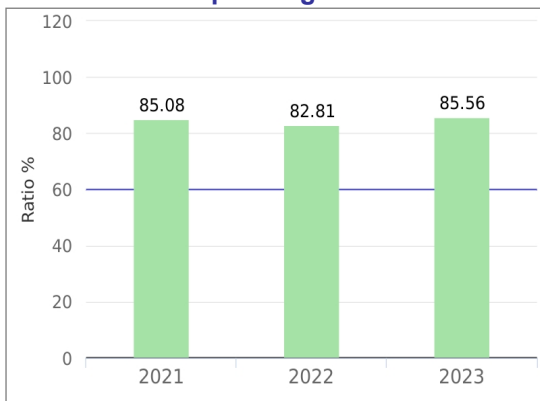
Benchmark: — > 0.00%

Source of benchmark: Code of Accounting Practice and Financial Reporting

Ratio achieves benchmark

Ratio is outside benchmark

2. Own source operating revenue ratio



Purpose of own source operating revenue ratio

This ratio measures fiscal flexibility. It is the degree of reliance on external funding sources such as operating grants and contributions.

Commentary on 2022/23 result

2022/23 ratio 85.56%

The ratio slightly improvement compared to the previous year and continues to maintain a stable position above the OLG benchmark.

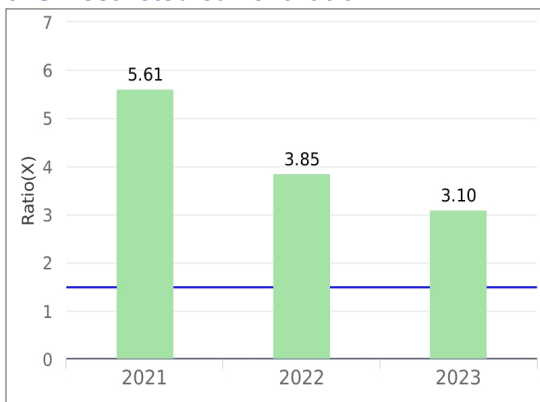
Benchmark: — > 60.00%

Source of benchmark: Code of Accounting Practice and Financial Reporting

Ratio achieves benchmark

Ratio is outside benchmark

3. Unrestricted current ratio



Purpose of unrestricted current ratio

To assess the adequacy of working capital and its ability to satisfy obligations in the short term for the unrestricted activities of Council.

Commentary on 2022/23 result

2022/23 ratio 3.10x

After considering both internal and external restrictions, Council still has the capacity to fulfil its obligations. The Unrestricted Current Ratio consistently remains higher than the benchmark.

Benchmark: — > 1.50x

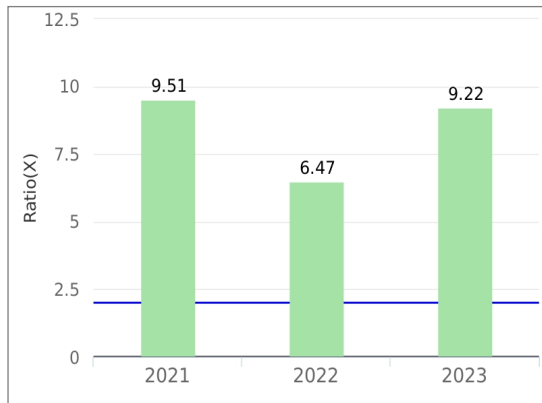
Source of benchmark: Code of Accounting Practice and Financial Reporting

Ratio achieves benchmark

Ratio is outside benchmark

G1-1 Statement of performance measures – consolidated results (graphs) (continued)

4. Debt service cover ratio



Purpose of debt service cover ratio

This ratio measures the availability of operating cash to service debt including interest, principal and lease payments

Commentary on 2022/23 result

2022/23 ratio 9.22x

The ratio remains significantly above the benchmark and demonstrates its continuing ability to service its debts.

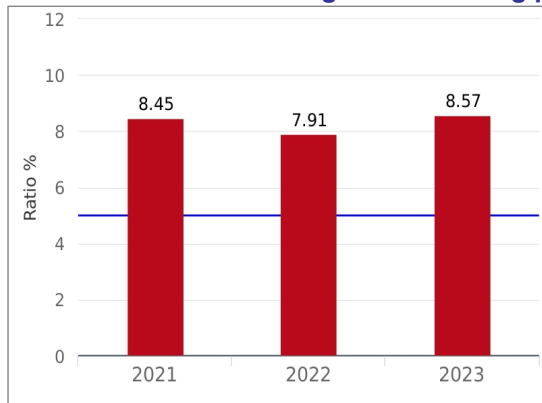
Benchmark: — > 2.00x

Source of benchmark: Code of Accounting Practice and Financial Reporting

Ratio achieves benchmark

Ratio is outside benchmark

5. Rates and annual charges outstanding percentage



Purpose of rates and annual charges outstanding percentage

To assess the impact of uncollected rates and annual charges on Council's liquidity and the adequacy of recovery efforts.

Commentary on 2022/23 result

2022/23 ratio 8.57%

The ratio deteriorated in comparison to the prior year and does not meet the OLG benchmark. This is still due to the restart of interest rate charges and the recovery from the COVID-19 impact, during which the Council did not chase the payments.

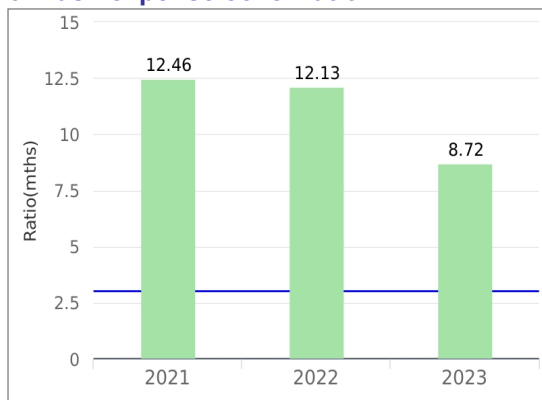
Benchmark: — < 5.00%

Source of benchmark: Code of Accounting Practice and Financial Reporting

Ratio achieves benchmark

Ratio is outside benchmark

6. Cash expense cover ratio



Purpose of cash expense cover ratio

This liquidity ratio indicates the number of months a Council can continue paying for its immediate expenses without additional cash inflow.

Commentary on 2022/23 result

2022/23 ratio 8.72 months

The ratio remains comfortably higher than the OLG benchmark. The decrease is due to using cash for the purchase of an investment property in the 2022/23 financial year.

Benchmark: — > 3.00months

Source of benchmark: Code of Accounting Practice and Financial Reporting

Ratio achieves benchmark

Ratio is outside benchmark



INDEPENDENT AUDITOR'S REPORT

Report on the general purpose financial statements

Inner West Council

To the Councillors of Inner West Council

Opinion

I have audited the accompanying financial statements of Inner West Council (the Council), which comprise the Statement by Councillors and Management, the Income Statement and Statement of Comprehensive Income for the year ended 30 June 2023, the Statement of Financial Position as at 30 June 2023, the Statement of Changes in Equity and Statement of Cash Flows for the year then ended and notes comprising a summary of significant accounting policies and other explanatory information.

In my opinion:

- the Council's accounting records have been kept in accordance with the requirements of the *Local Government Act 1993*, Chapter 13, Part 3, Division 2 (the Division)
- the financial statements:
 - have been prepared, in all material respects, in accordance with the requirements of this Division
 - are consistent with the Council's accounting records
 - present fairly, in all material respects, the financial position of the Council as at 30 June 2023, and of its financial performance and its cash flows for the year then ended in accordance with Australian Accounting Standards
- all information relevant to the conduct of the audit has been obtained
- no material deficiencies in the accounting records or financial statements have come to light during the audit.

My opinion should be read in conjunction with the rest of this report.

Basis for Opinion

I conducted my audit in accordance with Australian Auditing Standards. My responsibilities under the standards are described in the 'Auditor's Responsibilities for the Audit of the Financial Statements' section of my report.

I am independent of the Council in accordance with the requirements of the:

- Australian Auditing Standards
- Accounting Professional and Ethical Standards Board's APES 110 'Code of Ethics for Professional Accountants (including Independence Standards)' (APES 110).

Parliament promotes independence by ensuring the Auditor-General and the Audit Office of New South Wales are not compromised in their roles by:

- providing that only Parliament, and not the executive government, can remove an Auditor-General
- mandating the Auditor-General as auditor of councils
- precluding the Auditor-General from providing non-audit services.

I have fulfilled my other ethical responsibilities in accordance with APES 110.

I believe the audit evidence I have obtained is sufficient and appropriate to provide a basis for my audit opinion.

Other Information

The Council's annual report for the year ended 30 June 2023 includes other information in addition to the financial statements and my Independent Auditor's Report thereon. The Councillors are responsible for the other information. At the date of this Independent Auditor's Report, the other information I have received comprise the Special Schedules (the Schedules).

My opinion on the financial statements does not cover the other information. Accordingly, I do not express any form of assurance conclusion on the other information. However, as required by the *Local Government Act 1993*, I have separately expressed an opinion on the Special Schedule - Permissible income for general rates.

In connection with my audit of the financial statements, my responsibility is to read the other information and, in doing so, consider whether the other information is materially inconsistent with the financial statements or my knowledge obtained in the audit, or otherwise appears to be materially misstated.

If, based on the work I have performed, I conclude there is a material misstatement of the other information, I must report that fact.

I have nothing to report in this regard.

The Councillors' Responsibilities for the Financial Statements

The Councillors are responsible for the preparation and fair presentation of the financial statements in accordance with Australian Accounting Standards and the *Local Government Act 1993*, and for such internal control as the Councillors determine is necessary to enable the preparation and fair presentation of the financial statements that are free from material misstatement, whether due to fraud or error.

In preparing the financial statements, the Councillors are responsible for assessing the Council's ability to continue as a going concern, disclosing, as applicable, matters related to going concern and using the going concern basis of accounting.

Auditor's Responsibilities for the Audit of the Financial Statements

My objectives are to:

- obtain reasonable assurance about whether the financial statements as a whole are free from material misstatement, whether due to fraud or error
- issue an Independent Auditor's Report including my opinion.

Reasonable assurance is a high level of assurance, but does not guarantee an audit conducted in accordance with Australian Auditing Standards will always detect material misstatements. Misstatements can arise from fraud or error. Misstatements are considered material if, individually or in aggregate, they could reasonably be expected to influence the economic decisions users take based on the financial statements.

A description of my responsibilities for the audit of the financial statements is located at the Auditing and Assurance Standards Board website at: www.auasb.gov.au/auditors_responsibilities/ar4.pdf. The description forms part of my auditor's report.

The scope of my audit does not include, nor provide assurance:

- that the Council carried out its activities effectively, efficiently and economically
- on the Original Budget information included in the Income Statement, Statement of Cash Flows, and Note B5-1 'Material budget variations
- on the Special Schedules. A separate opinion has been provided on Special Schedule - Permissible income for general rates
- about the security and controls over the electronic publication of the audited financial statements on any website where they may be presented
- about any other information which may have been hyperlinked to/from the financial statements.



David Daniels
Delegate of the Auditor-General for New South Wales

16 October 2023

SYDNEY



Clr Darcy Byrne
Mayor
Inner West Council
2 -14 Fisher Street
PETERSHAM NSW 2049

Contact: David Daniels
Phone no: 02 9275 7103
Our ref: R008-16585809-45143

16 October 2023

Dear Mayor

Report on the Conduct of the Audit for the year ended 30 June 2023 Inner West Council

I have audited the general purpose financial statements (GPFS) of the Inner West Council (the Council) for the year ended 30 June 2023 as required by section 415 of the *Local Government Act 1993* (the Act). I expressed an unmodified opinion on the Council's GPFS.

This Report on the Conduct of the Audit (the Report) for the Council for the year ended 30 June 2023 is issued in accordance with section 417 of the Act. This Report should be read in conjunction with my audit opinion on the GPFS issued under section 417(2) of the Act.

INCOME STATEMENT

Operating result

	2023	2022	Variance
	\$m	\$m	%
Rates and annual charges revenue	166.3	162.2	↑ 2.5
Grants and contributions revenue	43.0	46.2	↓ 6.9
Operating result from continuing operations	22.7	20.0	↑ 13.5
Net operating result before capital grants and contributions	(6.5)	(10.7)	↑ 39.3

The Council's operating result from continuing operations of \$22.7 million (including depreciation and amortisation costs of \$33.2 million) was \$2.7 million higher than the 2021–22 result.

Total income from continuing operations in the current year increased by \$30 million to \$298 million, reflecting increases in user charges and fees of \$14.4 million following the impact of COVID-19 in the prior year, and improved interest and investment income of \$7.7 million.

Compared to 2021–22, expenditure in the current year increased by \$28.0 million to \$276 million, primarily due to a \$12.9 million increase in employee benefits and on-costs, and a \$12.6 million increase in materials and services.

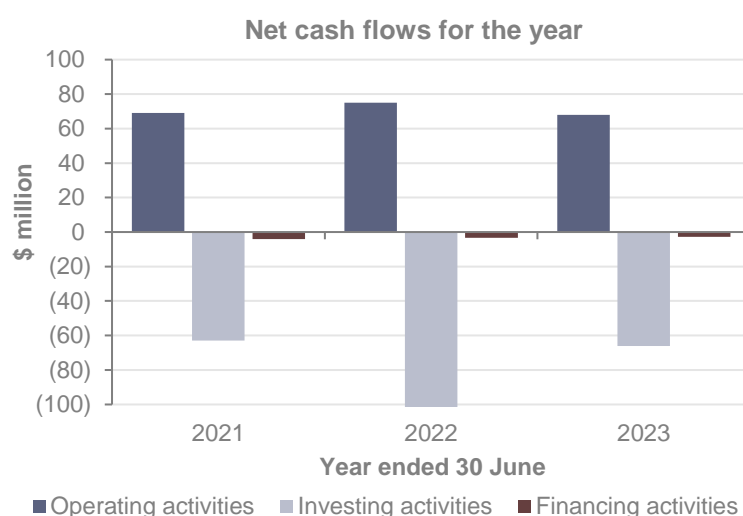
Rates and annual charges revenue increased by \$4.1 million compared to 2021–22, mainly due to the rate peg increase.

STATEMENT OF CASH FLOWS

Cash flows from operating activities decreased by \$6.3 million compared to 2021–22, primarily due to higher payments to employees, and for materials and services. This was partially offset by increased receipts from user charges and fees.

Cash outflows from investing activities decreased by \$39.1 million primarily due to higher sales of investments and lower purchase of investments.

Cash flows from financing activities did not change significantly compared to 2021–22.



FINANCIAL POSITION

Cash and investments

Cash and investments	2023	2022	Commentary
	\$m	\$m	
Total cash, cash equivalents and investments	300.4	354.2	External restrictions include developer contributions, unspent specific purpose grants, stormwater management charges and unspent levies. The decrease in external restrictions of \$4.4 million compared to 2021–22, is mainly due to lower general developer contributions and domestic waste management levies, partially offset by an increase in special rate variation income.
Restricted and allocated cash, cash equivalents and investments:			
• External restrictions	115.0	119.4	
• Internal allocations	163.1	214.1	Balances are internally allocated due to Council policy or decisions for forward plans including the works program. The decrease in internal allocations mainly reflects less funds being set aside in the investment property reserve.

Debt

Total borrowings (\$35.2 million) decreased by \$2.6 million (6.9 per cent) in 2022–23 due to repayments made during the year.

PERFORMANCE

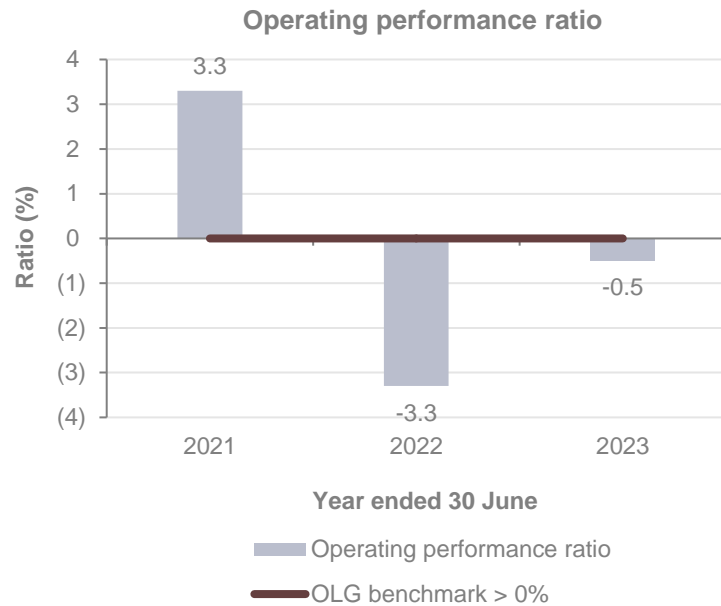
Performance measures

The following section provides an overview of the Council's performance against the performance measures and performance benchmarks set by the Office of Local Government (OLG) within the Department of Planning and Environment.

Operating performance ratio

The Council did not meet the benchmark for the current reporting period.

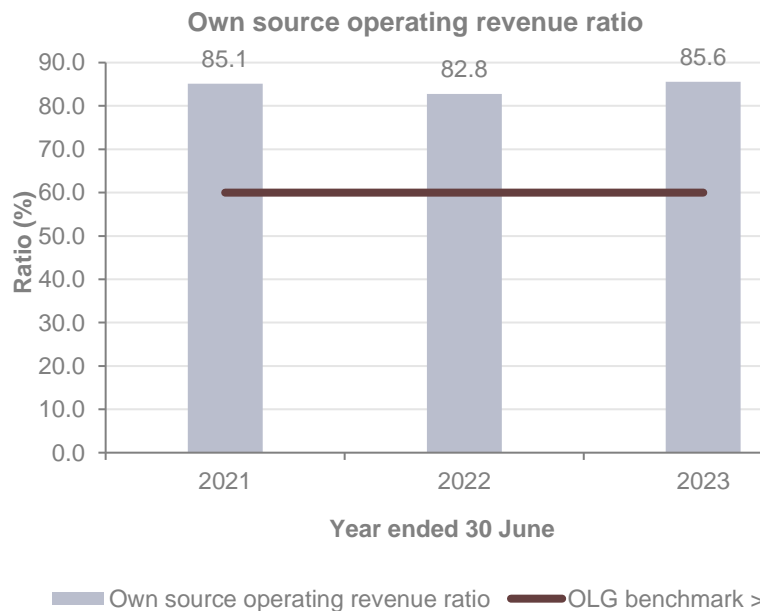
The 'operating performance ratio' measures how well council contained operating expenditure within operating revenue (excluding capital grants and contributions, fair value adjustments, and reversal of revaluation decrements). The benchmark set by OLG is greater than zero per cent.



Own source operating revenue ratio

The Council continues to exceed the benchmark for the current reporting period.

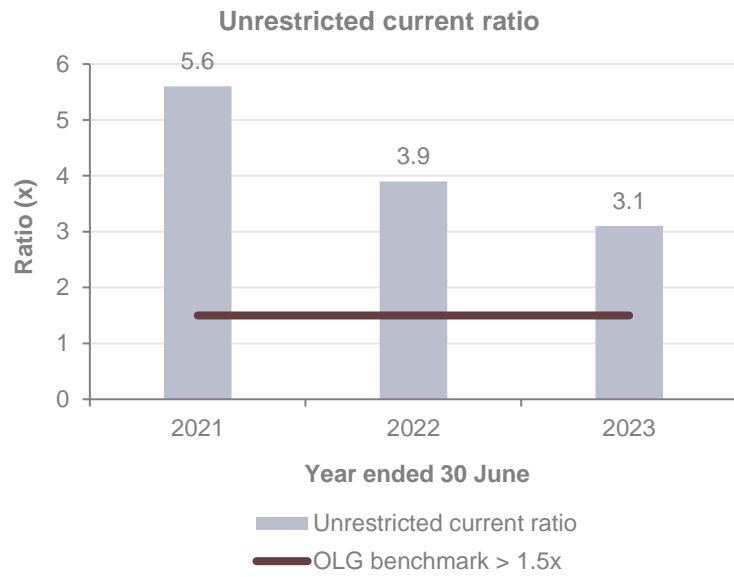
The 'own source operating revenue ratio' measures council's fiscal flexibility and the degree to which it relies on external funding sources such as operating grants and contributions. The benchmark set by OLG is greater than 60 per cent.



Unrestricted current ratio

The Council met the benchmark for the current reporting period. This ratio indicates that Council currently has \$3.10 of unrestricted current assets available to service every \$1.00 of its unrestricted current liabilities.

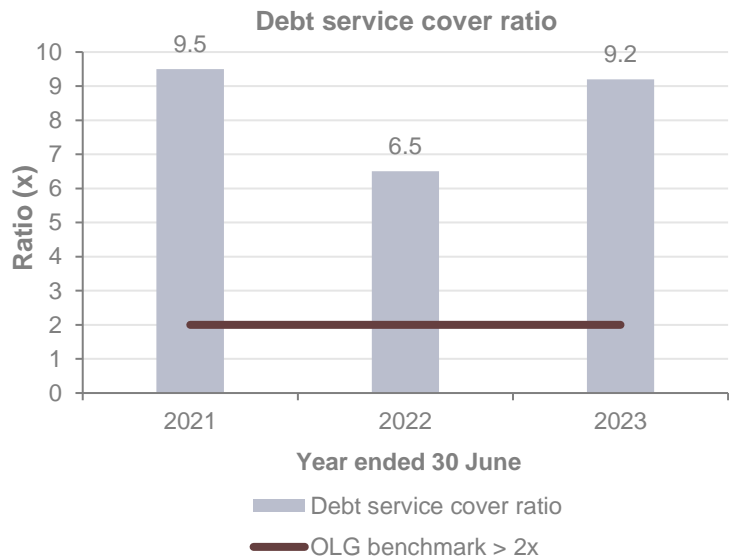
The 'unrestricted current ratio' is specific to local government and represents council's ability to meet its short-term obligations as they fall due. The benchmark set by OLG is greater than 1.5 times.



Debt service cover ratio

The Council met the benchmark for the current reporting period.

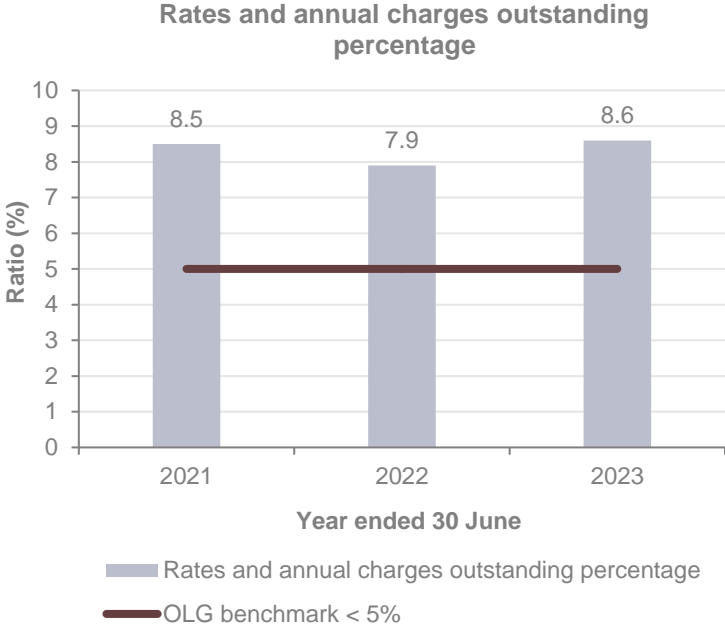
The 'debt service cover ratio' measures the operating cash to service debt including interest, principal and lease payments. The benchmark set by OLG is greater than two times.



Rates and annual charges outstanding percentage

Council did not meet the benchmark for the current reporting period.

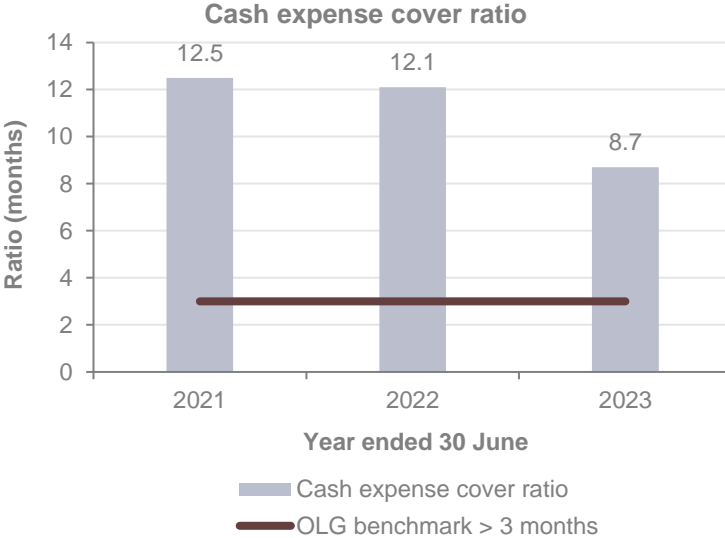
The 'rates and annual charges outstanding percentage' assesses the impact of uncollected rates and annual charges on council's liquidity and the adequacy of debt recovery efforts. The benchmark set by OLG is less than 5 per cent for metropolitan councils.



Cash expense cover ratio

The Council met the benchmark for the current reporting period.

This liquidity ratio indicates the number of months the council can continue paying for its immediate expenses without additional cash inflow. The benchmark set by OLG is greater than three months.



Infrastructure, property, plant and equipment renewals

Council renewed \$35.2 million of infrastructure, property, plant and equipment during the 2022–23 financial year. This was mainly spent on land improvements, buildings, roads, footpaths and stormwater drainage.

OTHER MATTERS

My audit procedures did not identify any instances of non-compliance with legislative requirements or a material deficiency in the Council's accounting records or financial statements. The Council's:

- accounting records were maintained in a manner and form to allow the GPFS to be prepared and effectively audited
- staff provided all accounting records and information relevant to the audit.



David Daniels
Director, Financial Audit

Delegate of the Auditor-General for New South Wales

cc: Peter Gainsford, General Manager
Ilona Meyer, Acting Chair of Audit, Risk and Improvement Committee
Michael Cassel, Secretary of the Department of Planning and Environment

Inner West Council

SPECIAL SCHEDULES
for the year ended 30 June 2023



Inner West Council

Special Schedules

for the year ended 30 June 2023

Contents

Page

Special Schedules:

Permissible income for general rates	3
Report on infrastructure assets as at 30 June 2023	5

Inner West Council

Permissible income for general rates

\$ '000	Notes	Calculation 2022/23	Calculation 2023/24
Notional general income calculation ¹			
Last year notional general income yield	a	126,512	128,943
Plus or minus adjustments ²	b	(25)	332
Notional general income	c = a + b	126,487	129,275
Permissible income calculation			
Or rate peg percentage	e	2.00%	3.70%
Or plus rate peg amount	i = e x (c + g)	2,530	4,783
Sub-total	k = (c + g + h + i + j)	129,017	134,058
Plus (or minus) last year's carry forward total	l	66	112
Less valuation objections claimed in the previous year	m	(28)	-
Sub-total	n = (l + m)	38	112
Total permissible income	o = k + n	129,055	134,170
Less notional general income yield	p	128,943	134,176
Catch-up or (excess) result	q = o - p	112	(6)
Plus income lost due to valuation objections claimed ⁴	r	-	6
Carry forward to next year ⁶	t = q + r + s	112	-

Notes

- (1) The notional general income will not reconcile with rate income in the financial statements in the corresponding year. The statements are reported on an accrual accounting basis which include amounts that relate to prior years' rates income.
- (2) Adjustments account for changes in the number of assessments and any increase or decrease in land value occurring during the year. The adjustments are called 'supplementary valuations' as defined in the *Valuation of Land Act 1916 (NSW)*.
- (4) Valuation objections are unexpected changes in land values as a result of land owners successfully objecting to the land value issued by the Valuer General. Councils can claim the value of the income lost due to valuation objections in any single year.
- (6) Carry-forward amounts which are in excess (an amount that exceeds the permissible income) require Ministerial approval by order published in the *NSW Government Gazette* in accordance with section 512 of the Act. The OLG will extract these amounts from Council's Permissible income for general rates Statement in the financial data return (FDR) to administer this process.



INDEPENDENT AUDITOR'S REPORT

Special Schedule – Permissible income for general rates

Inner West Council

To the Councillors of Inner West Council

Opinion

I have audited the accompanying Special Schedule – Permissible income for general rates (the Schedule) of Inner West Council (the Council) for the year ending 30 June 2024.

In my opinion, the Schedule is prepared, in all material respects in accordance with the requirements of the Local Government Code of Accounting Practice and Financial Reporting 2022–23 (LG Code) and is in accordance with the books and records of the Council.

My opinion should be read in conjunction with the rest of this report.

Basis for Opinion

I conducted my audit in accordance with Australian Auditing Standards. My responsibilities under the standards are described in the 'Auditor's Responsibilities for the Audit of the Schedule' section of my report.

I am independent of the Council in accordance with the requirements of the:

- Australian Auditing Standards
- Accounting Professional and Ethical Standards Board's APES 110 'Code of Ethics for Professional Accountants (including Independence Standards)' (APES 110).

Parliament promotes independence by ensuring the Auditor-General and the Audit Office of New South Wales are not compromised in their roles by:

- providing that only Parliament, and not the executive government, can remove an Auditor-General
- mandating the Auditor-General as auditor of councils
- precluding the Auditor-General from providing non-audit services.

I have fulfilled my other ethical responsibilities in accordance with APES 110.

I believe that the audit evidence I have obtained is sufficient and appropriate to provide a basis for my audit opinion.

Emphasis of Matter - Basis of Accounting

Without modifying my opinion, I draw attention to the special purpose framework used to prepare the Schedule. The Schedule has been prepared for the purpose of fulfilling the Council's reporting obligations under the LG Code. As a result, the Schedule may not be suitable for another purpose.

Other Information

The Council's annual report for the year ended 30 June 2023 includes other information in addition to the Schedule and my Independent Auditor's Report thereon. The Councillors are responsible for the other information. At the date of this Independent Auditor's Report, the other information I have received comprise the general purpose financial statements, and Special Schedule 'Report on infrastructure assets as at 30 June 2023'.

My opinion on the Schedule does not cover the other information. Accordingly, I do not express any form of assurance conclusion on the other information. However, as required by the *Local Government Act 1993*, I have separately expressed an opinion on the general purpose financial statements.

In connection with my audit of the Schedule, my responsibility is to read the other information and, in doing so, consider whether the other information is materially inconsistent with the Schedule or my knowledge obtained in the audit, or otherwise appears to be materially misstated.

If, based on the work I have performed, I conclude there is a material misstatement of the other information, I must report that fact.

I have nothing to report in this regard.

The Councillors' Responsibilities for the Schedule

The Councillors are responsible for the preparation of the Schedule in accordance with the LG Code. The Councillors' responsibility also includes such internal control as the Councillors determine is necessary to enable the preparation of the Schedule that is free from material misstatement, whether due to fraud or error.

In preparing the Schedule, the Councillors are responsible for assessing the Council's ability to continue as a going concern, disclosing, as applicable, matters related to going concern and using the going concern basis of accounting.

Auditor's Responsibilities for the Audit of the Schedule

My objectives are to:

- obtain reasonable assurance whether the Schedule as a whole is free from material misstatement, whether due to fraud or error
- issue an Independent Auditor's Report including my opinion.

Reasonable assurance is a high level of assurance, but does not guarantee an audit conducted in accordance with Australian Auditing Standards will always detect material misstatements. Misstatements can arise from fraud or error. Misstatements are considered material if, individually or in aggregate, they could reasonably be expected to influence the economic decisions users take based on the Schedule.

A description of my responsibilities for the audit of the Schedule is located at the Auditing and Assurance Standards Board website at: www.auasb.gov.au/auditors_responsibilities/ar8.pdf. The description forms part of my auditor's report.

The scope of my audit does not include, nor provide assurance:

- that the Council carried out its activities effectively, efficiently and economically
- about the security and controls over the electronic publication of the audited Schedule on any website where it may be presented
- about any other information which may have been hyperlinked to/from the Schedule.



David Daniels
Delegate of the Auditor-General for New South Wales

16 October 2023
SYDNEY

Inner West Council Report on infrastructure assets as at 30 June 2023

Asset Class	Asset Category	Estimated cost to bring assets agreed level of to satisfactory service set by Council ²		2022/23 Required maintenance ³ \$ '000	2022/23 Actual maintenance ⁴ \$ '000	Net carrying amount \$ '000	Gross replacement cost (GRC) \$ '000	Assets in condition as a percentage of gross replacement cost				
		\$ '000	\$ '000					1	2	3	4	5
Buildings	Buildings	8,799	8,799	9,531	10,418	310,711	422,039	33.7%	27.6%	29.3%	8.3%	1.1%
	Sub-total	8,799	8,799	9,531	10,418	310,711	422,039	33.7%	27.6%	29.3%	8.3%	1.1%
Roads	Roads	8,035	8,035	17,003	17,032	197,329	313,109	14.0%	41.3%	32.2%	11.6%	0.9%
	Traffic Devices	108	108	-	-	36,312	46,368	24.0%	60.7%	14.2%	1.0%	0.1%
	Bridges	175	175	-	-	9,767	15,995	18.7%	55.9%	20.6%	4.1%	0.7%
	Kerb and gutter	254	254	-	-	132,268	213,648	1.5%	14.0%	83.8%	0.7%	0.0%
	Car parks - Depreciable	205	205	-	-	11,052	14,850	29.5%	40.5%	24.6%	4.4%	1.0%
	Car Parks - Non Depreciable	-	-	-	-	17,714	17,714	100.0%	0.0%	0.0%	0.0%	0.0%
	Footpaths	4,362	4,362	2,906	5,566	156,730	251,612	10.6%	22.4%	58.0%	8.6%	0.4%
	Other road assets	52	52	-	-	24,886	30,251	59.3%	32.6%	7.1%	1.0%	0.0%
Sub-total	13,191	13,191	19,909	22,598	1,147,358	1,464,847	47.0%	18.3%	30.1%	4.2%	0.4%	
Stormwater drainage	Stormwater drainage	1,746	1,746	1,380	1,699	122,380	182,766	11.0%	67.9%	16.8%	3.8%	0.5%
	Sub-total	1,746	1,746	1,380	1,699	122,380	182,766	11.0%	67.9%	16.8%	3.8%	0.5%
Open space / recreational assets	Aquatic Centres	168	168	2,946	4,146	91,575	109,557	48.0%	45.4%	5.9%	0.5%	0.2%
	Sub-total	168	168	2,946	4,146	91,575	109,557	48.0%	45.4%	5.9%	0.5%	0.2%
Other infrastructure assets	Seawalls	323	323	5	1	25,813	40,700	22.7%	49.4%	25.9%	0.9%	1.1%
	Wharves	147	147	-	-	4,233	6,360	35.0%	29.8%	22.0%	13.2%	0.0%
	Building & Aquatics Land Improvements Depreciable	261	261	-	-	12,168	18,447	11.9%	44.1%	39.1%	3.5%	1.4%
	Land Improvements - Depreciable	660	660	14,135	14,099	91,274	133,314	55.0%	31.1%	11.5%	2.3%	0.1%
	Land Improvements - Non Depreciable	-	-	-	-	4,286	4,286	93.2%	0.0%	6.8%	0.0%	0.0%
Sub-total	1,391	1,391	14,140	14,100	137,774	203,107	44.8%	35.3%	17.1%	2.4%	0.4%	
Total – all assets	25,295	25,295	47,906	52,961	1,809,798	2,382,316	41.8%	26.5%	26.7%	4.6%	0.4%	

(1) "Satisfactory Standard" refers to the estimated cost for the renewal of Condition 4 and 5 assets i.e., the replacement value of Condition 4 and 5 assets to Condition 3.

(2) As there are no agreed levels of service set by Inner West Council, the "Agreed Level" refers to the estimated cost for the renewal of individual asset categories as either condition 4 & 5 determined by the criticality of the asset category to condition 3. This figure will be refined as future agreed service levels are formulated by Council in consultation with the community

Inner West Council

Report on infrastructure assets as at 30 June 2023 (continued)

(3) "Required Maintenance" for Roads and Stormwater Drainage is the amount identified for maintenance including related operational costs in Council's budget. For Other Infrastructure Assets it is the amount identified for maintenance including related operational costs plus a minor adjustment to the Required Maintenance.

(4) "Actual Maintenance" is the amount of maintenance and related operational expenditure spent in the current year to maintain Council's assets.

Infrastructure asset condition assessment 'key'

- | | | |
|----------|----------------------------|---------------------------------------|
| 1 | Excellent/very good | No work required (normal maintenance) |
| 2 | Good | Only minor maintenance work required |
| 3 | Satisfactory | Maintenance work required |
| 4 | Poor | Renewal required |
| 5 | Very poor | Urgent renewal/upgrading required |

Inner West Council

Report on infrastructure assets as at 30 June 2023

Infrastructure asset performance indicators (consolidated) *

\$ '000	Amounts 2023	Indicator 2023	Indicators		Benchmark
			2022	2021	
Buildings and infrastructure renewals ratio					
Asset renewals ¹	35,184	120.43%	32.51%	223.04%	> 100.00%
Depreciation, amortisation and impairment	29,215				
Infrastructure backlog ratio					
Estimated cost to bring assets to a satisfactory standard	25,295	1.46%	1.40%	2.35%	< 2.00%
Net carrying amount of infrastructure assets	1,734,761				
Asset maintenance ratio					
Actual asset maintenance	52,961	110.55%	100.71%	92.58%	> 100.00%
Required asset maintenance	47,906				
Cost to bring assets to agreed service level					
Estimated cost to bring assets to an agreed service level set by Council	25,295	1.06%	0.89%	1.81%	
Gross replacement cost	2,382,316				

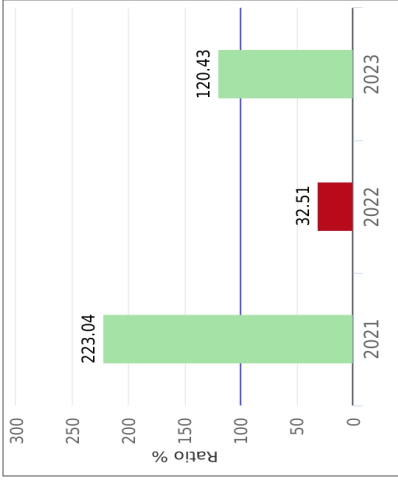
(*) All asset performance indicators are calculated using classes identified in the previous table.

(1) Asset renewals represent the replacement and/or refurbishment of existing assets to an equivalent capacity/performance as opposed to the acquisition of new assets (or the refurbishment of old assets) that increases capacity/performance.

Inner West Council

Report on infrastructure assets as at 30 June 2023

Buildings and infrastructure renewals ratio



Benchmark: — > 100.00%

Source of benchmark: Code of Accounting Practice and Financial Reporting

Buildings and infrastructure renewals ratio

To assess the rate at which these assets are being renewed relative to the rate at which they are depreciating.

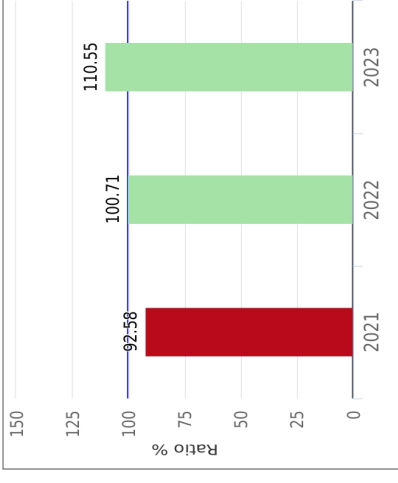
Commentary on result
22/23 ratio 120.43%

Increased funding continues to be allocated for road and footpath renewal programs based on updated asset condition data. Significant effort was made to process a substantial backlog of outstanding completed capital projects which has clearly contributed to the increased renewal ratio for 2022/23.

Ratio achieves benchmark

Ratio is outside benchmark

Asset maintenance ratio



Benchmark: — > 100.00%

Source of benchmark: Code of Accounting Practice and Financial Reporting

Asset maintenance ratio

Compares actual vs. required annual asset maintenance. A ratio above 1.0 indicates Council is investing enough funds to stop the infrastructure backlog growing.

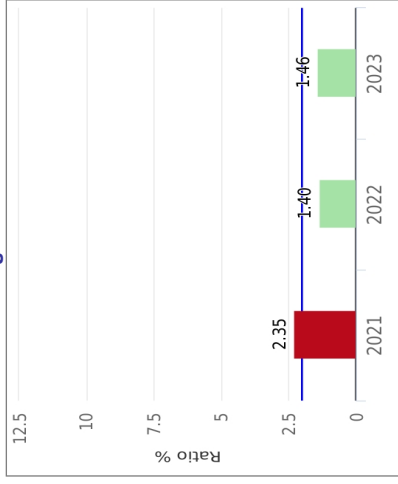
Commentary on result
22/23 ratio 110.55%

The upward trend of additional maintenance budget in delivery of services is evident with an increase of \$5.63m from financial year 2021/22 and an actual expenditure increase of \$10.38m for 2022/23. The main increases in maintenance expenditure were \$4.4m on transport assets, \$1.6m on aquatic centres and \$4.29m on open space assets.

Ratio achieves benchmark

Ratio is outside benchmark

Infrastructure backlog ratio



Benchmark: — < 2.00%

Source of benchmark: Code of Accounting Practice and Financial Reporting

Infrastructure backlog ratio

This ratio shows what proportion the backlog is against the total value of a Council's infrastructure.

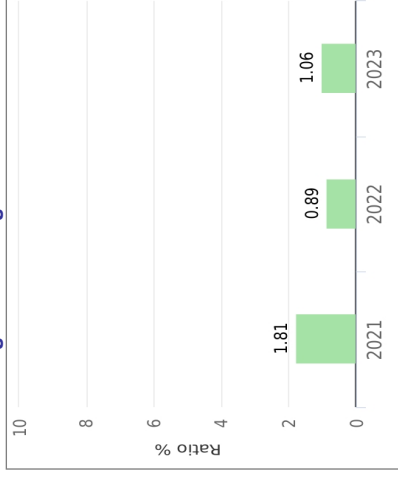
Commentary on result
22/23 ratio 1.46%

The total Infrastructure backlog increased from \$20.66m in 2021/22 to \$25.29m in 2022/23. The bulk of this increase was as a result of a Buildings & Aquatic Centres condition audit and revaluation where this backlog alone increased by \$4.66m. There was a first-time audit of Building Land Improvements carried out which added a further \$261K to the current backlog.

Ratio achieves benchmark

Ratio is outside benchmark

Cost to bring assets to agreed service level



Cost to bring assets to agreed service level

This ratio provides a snapshot of the proportion of outstanding renewal works compared to the total value of assets under Council's care and stewardship.

Commentary on result
22/23 ratio 1.06%

The agreed service levels are yet to be established. This percentage has increased slightly by 0.17% largely due to an increase in the backlog and Gross Replacement Cost of \$4.61M and \$157.56M respectively, as a result of better asset condition data, Useful Life values and more appropriate unit rates applied during asset revaluation cycles.

