



How to lodge a tree works permit application

Step one


Download and complete the [tree works application form](#).

Step two

Log in to the Inner West portal: <https://www.innerwest.nsw.gov.au/about/get-in-touch/get-it-done-online>.

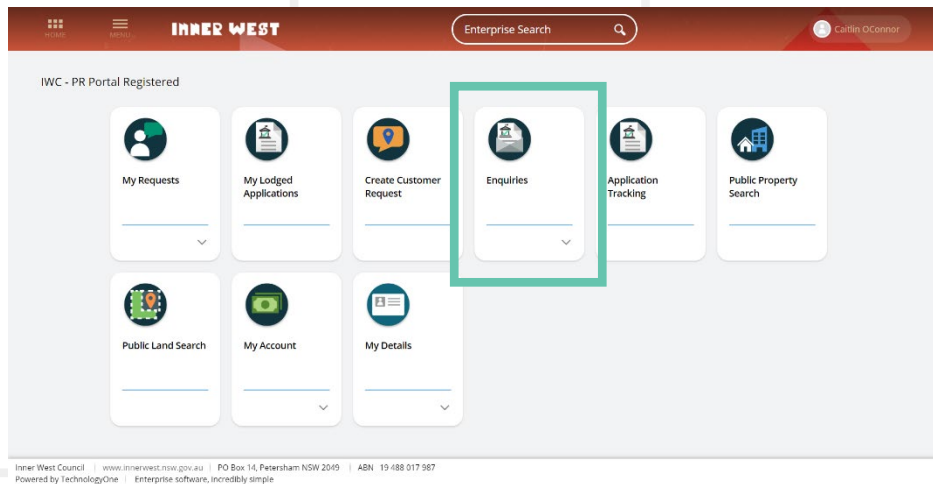
You will need to be a registered user in order to submit and track this application.

Get it done online



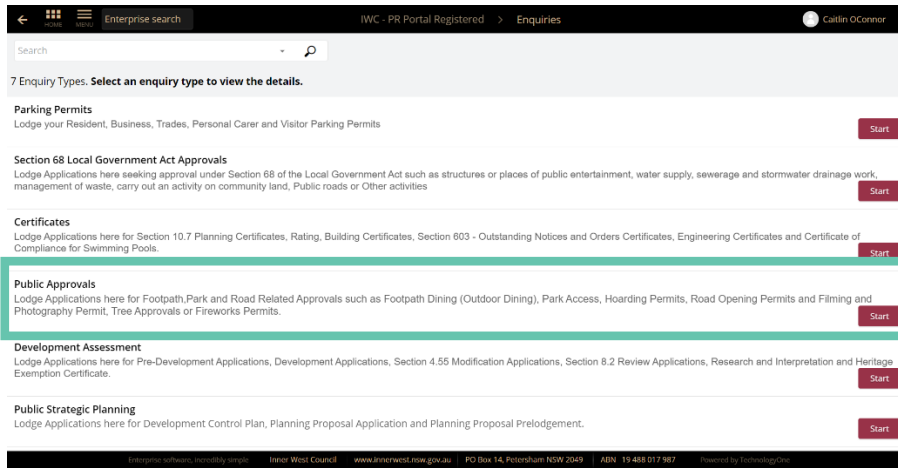
Step three

Click on "Enquiries".



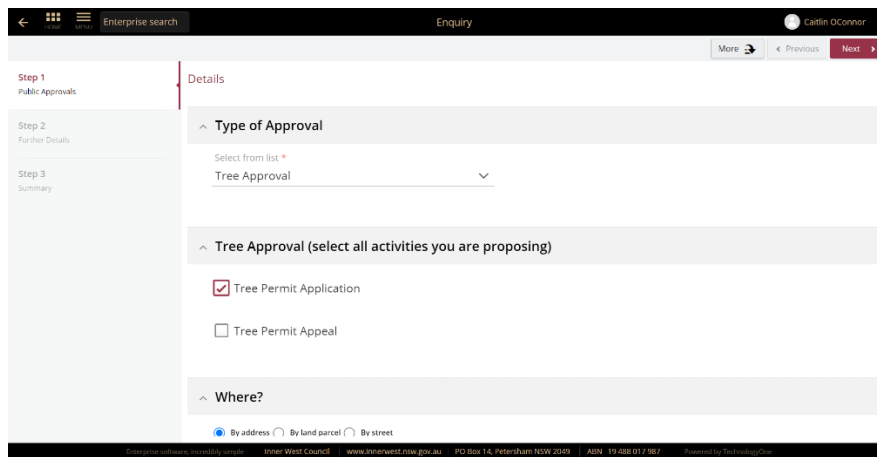
Step four

Click the "Start" button next to "Public Approvals".



Step five

Select "Tree Approval" from the dropdown and select "Tree Permit Application".

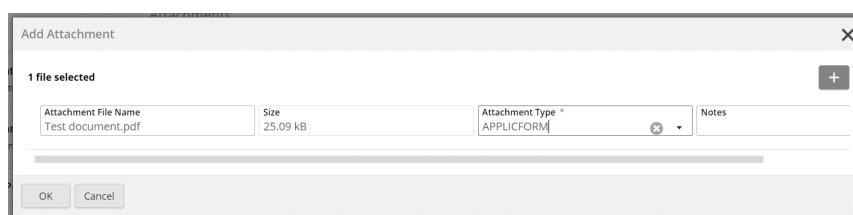


Step six

Fill in the rest of the form and click "Lodge".

Step seven

Attach the application form in attachments. The application type is "Application Form".



Step eight

Click "Finalise and Lodge".

If you require further information, please contact Council on (02) 9392 5000.